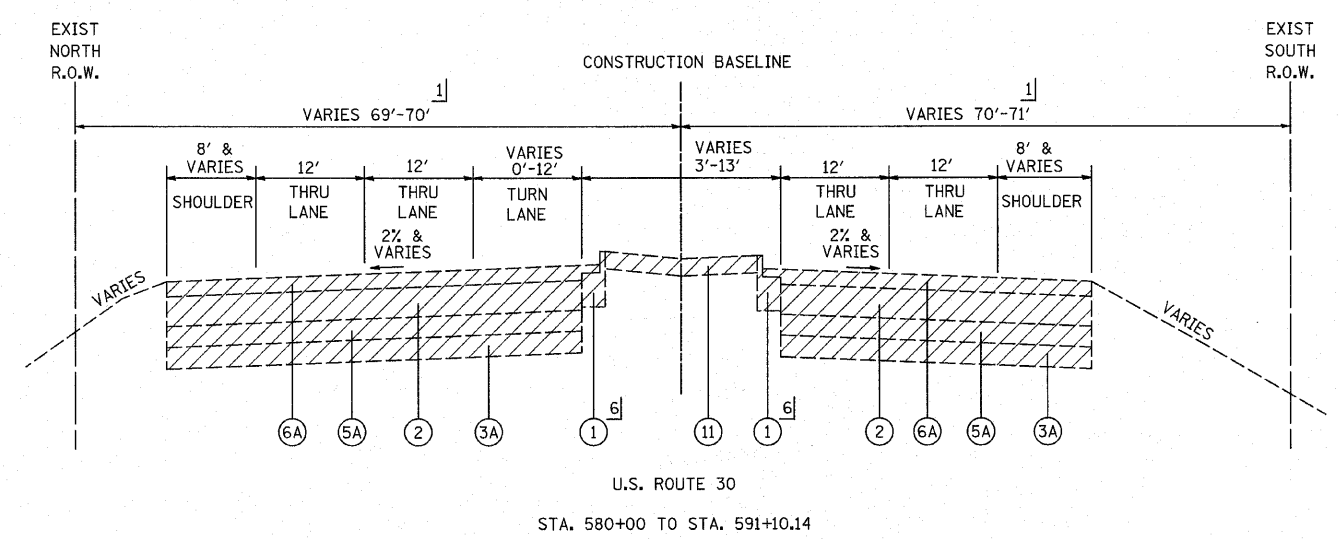
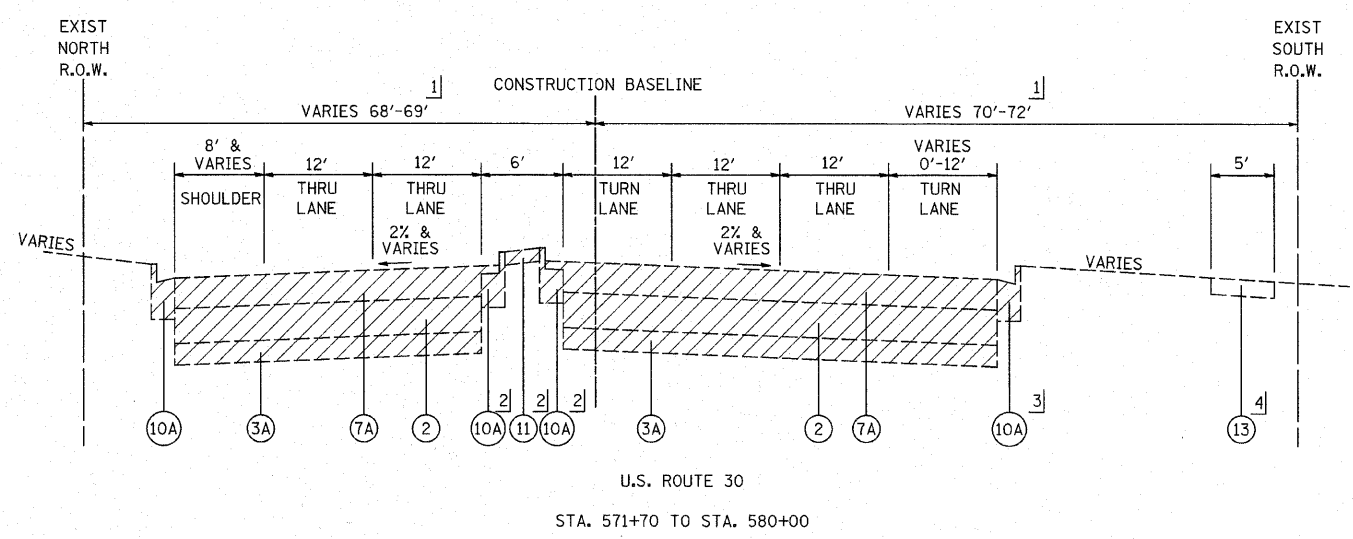
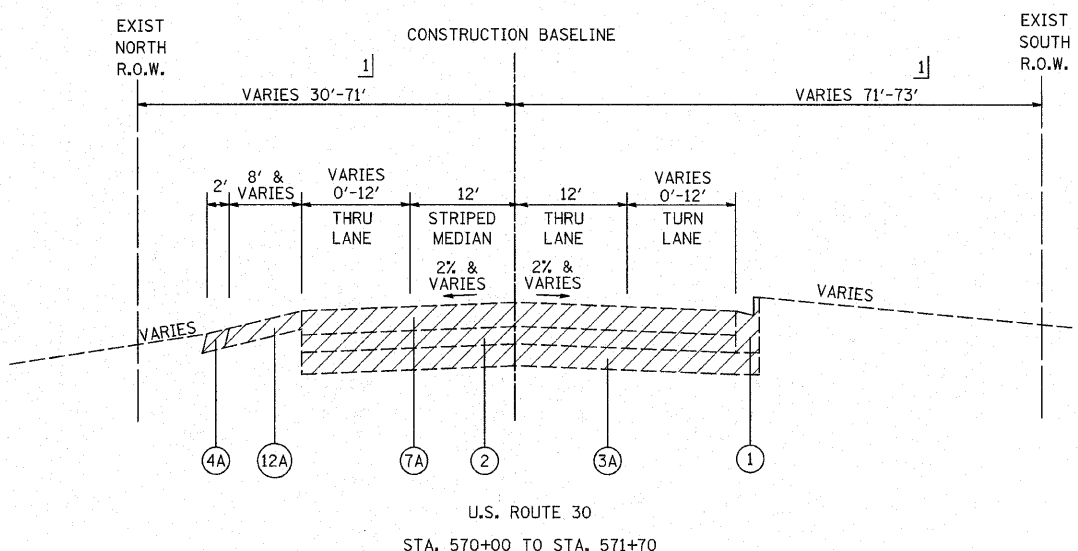
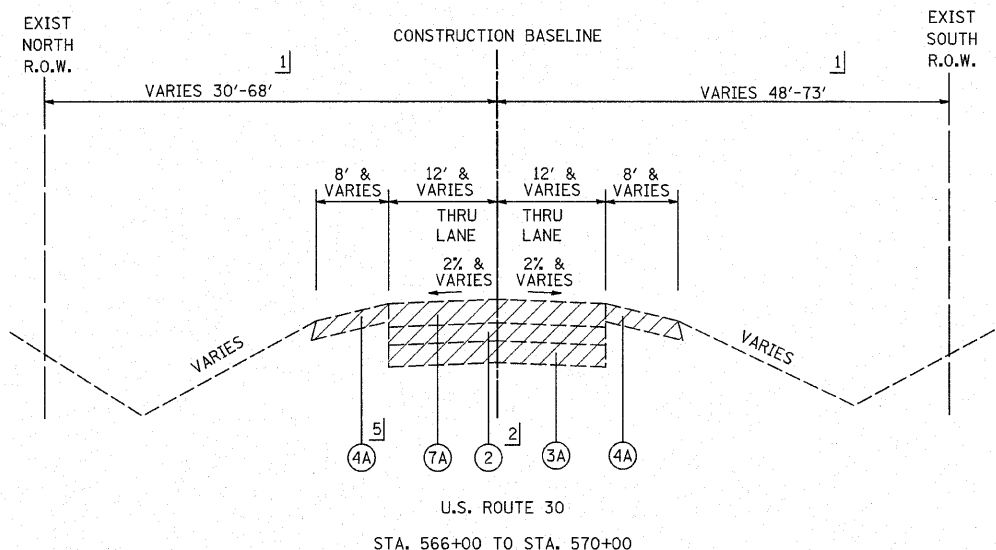



F.A.P. RTE.	SECTION	COUNTY	TOTAL SHEETS	SHEET NO.
353	(12&13)WRS-4	WILL	608	23
STA.		TO STA.		
FED. ROAD DIST. NO. 1		ILLINOIS FED. AID PROJECT		



LEGEND

- ① EXISTING COMB. CONC. CURB AND GUTTER, TYPE B-6.24
- ①A EXISTING COMB. CONC. CURB AND GUTTER, TYPE M-2.24
- ② EXISTING P.C.C. PAVEMENT, DEPTH VARIES 6" TO 9"
- ②A EXISTING P.C.C. PAVEMENT, 9.5"
- ③ EXISTING P.C.C. PAVEMENT, DEPTH VARIES 10" TO 11"
- ③A EXISTING GRANULAR SUB-BASE
- ④ EXISTING STABILIZED MEDIAN SURFACE, 8"
- ④A EXISTING AGGREGATE SHOULDER
- ⑤ EXISTING HOT-MIX ASPHALT PAVEMENT, 2.25"
- ⑤A EXISTING HOT-MIX ASPHALT PAVEMENT, 2.75"
- ⑥ EXISTING HOT-MIX ASPHALT PAVEMENT, DEPTH VARIES 3.75" TO 6.5"
- ⑥A EXISTING HOT-MIX ASPHALT PAVEMENT, DEPTH 4.25" TO 4.5"
- ⑦ EXISTING HOT-MIX ASPHALT PAVEMENT, DEPTH VARIES 9" TO 11.75"
- ⑦A EXISTING HOT-MIX ASPHALT PAVEMENT, DEPTH VARIES 11.25" TO 15"
- ⑧ EXISTING HOT-MIX ASPHALT PAVEMENT, 13"
- ⑧A EXISTING HOT-MIX ASPHALT PAVEMENT, 13.75"
- ⑨ EXISTING HOT-MIX ASPHALT PAVEMENT, 17"
- ⑨A EXISTING HOT-MIX ASPHALT PAVEMENT, 25.5"
- ⑩ EXISTING COMB. CONC. CURB AND GUTTER, TYPE B-9.12
- ⑩A EXISTING COMB. CONC. CURB AND GUTTER, TYPE B-6.12
- ⑪ EXISTING P.C. CONCRETE MEDIAN SURFACE
- ⑪A EXISTING CORRUGATED CONCRETE MEDIAN
- ⑫ HOT-MIX ASPHALT SURFACE REMOVAL, 1.5"
- ⑫A EXISTING HOT-MIX ASPHALT SHOULDER
- ⑬ EXISTING P.C.C. SIDEWALK
- ⑬A EXISTING HOT-MIX ASPHALT PAVEMENT, 9"
- ⑭ HOT-MIX ASPHALT SURFACE REMOVAL, VARIABLE DEPTH



NOTE: SEE PLAN SHEETS FOR ADDITIONAL PAVEMENT CORE INFORMATION.

- 1] SEE PLAT OF HIGHWAYS FOR RIGHT OF WAY DIMENSIONS
- 2] STA. 571+70 TO STA. 578+45 STRIPED MEDIAN, NO CURB AND GUTTER
- 3] STA. 571+70 TO STA. 572+42 6' AGGREGATE SHOULDER
- 4] STA. 574+50 TO STA. 579+50
- 5] STA. 568+00 TO STA. 570+00 HOT-MIX ASPHALT SHOULDER
- 6] REMOVAL OF HMA ON GUTTERS SHALL BE INCLUDED IN THE COST OF "COMBINATION CURB AND GUTTER REMOVAL"

REVISIONS	
NAME	DATE

ILLINOIS DEPARTMENT OF TRANSPORTATION

U.S. ROUTE 30
EXISTING TYPICAL SECTIONS

SCALE: NOT TO SCALE
DATE 6/11/2010

DRAWN BY DJK
CHECKED BY JRJ