F.A.I RTE.	SECTION	COUNTY	TOTAL SHEETS	SHEET NO.
190	0102.1 S	COOK	107	32
FED. ROAD DIST. NO.	ILLINOIS	FED. AID PROJECT		

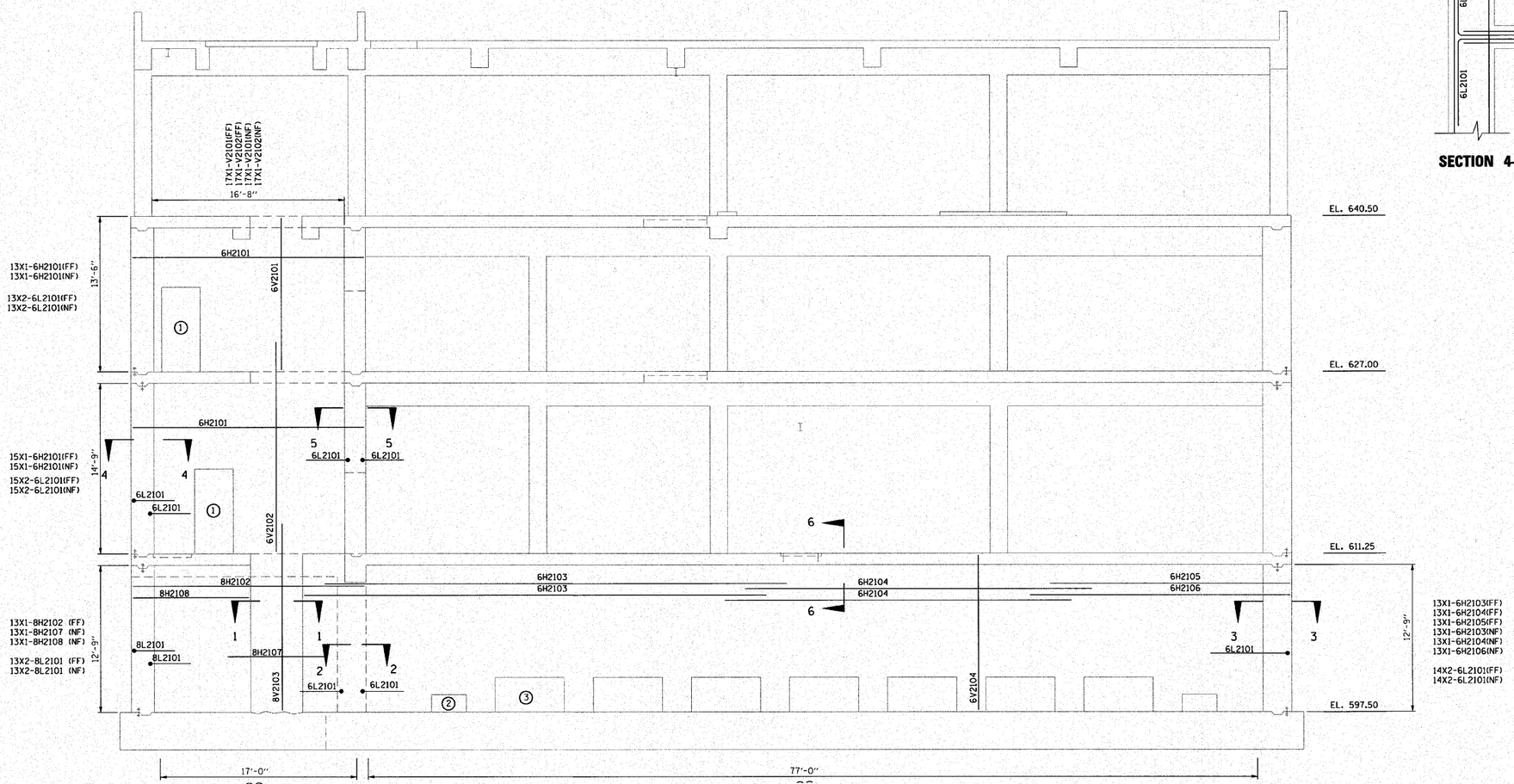

ELEVATION 2

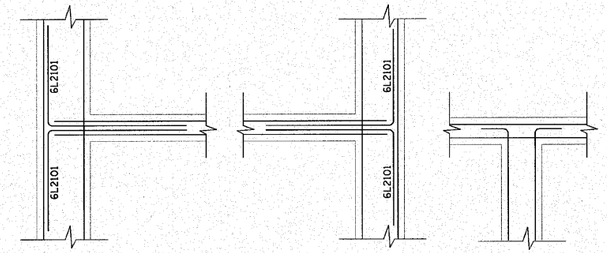

SECTION 4–4 **SECTION 5–5** **SECTION 6–6**

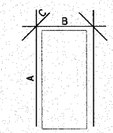

OPENING	A	B	C
1	10'-8"	7'-4"	3'-0"
2	5'-7"	7'-4"	3'-0"
3	6'-8"	13'-4"	3'-0"

WALL OPENINGS

BILL OF MATERIALS

BAR	NO.	SIZE	LENGTH	SHAPE
6V2101	34	6	14'-2"	
6V2102	34	6	18'-2"	
8V2103	36	8	18'-7"	
6V2104	156	6	14'-5"	
6H2101	56	6	20'-0"	
8H2102	13	8	20'-0"	
6H2103	26	6	40'-0"	
6H2104	26	6	30'-0"	
6H2105	13	6	20'-9"	
6H2106	13	6	22'-6"	
8H2107	13	8	18'-4"	
8H2108	13	8	10'-0"	
8L2101	52	8	12'-8"	
6L2101	168	6	7'-2"	
1A	4	5	10'-8"	
1B	2	5	7'-4"	
1C	4	5	3'-0"	
2A	4	5	5'-7"	
2B	2	5	7'-4"	
2C	4	5	3'-0"	
3A	14	5	6'-8"	
3B	7	5	13'-4"	
3C	14	5	3'-0"	
REINFORCEMENT BARS EPOXY COATED			POUNDS	19,500
CONCRETE STRUCTURES			CU YD	90

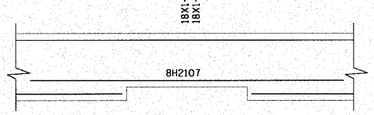

SECTION 1–1

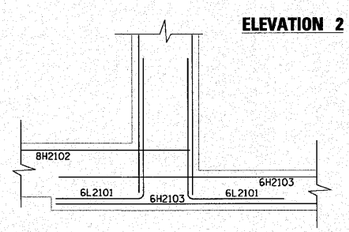

SECTION 2–2

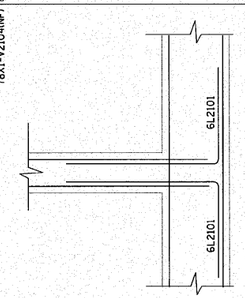

SECTION 3–3

STATE OF ILLINOIS
PHILIP J. ENGLEBERT 81-4066
LICENSED STRUCTURAL ENGINEER
10/28/10

SCALE: 0 4 8 12

DONOHUE & ASSOCIATES

NOTES:
1. ALL SPLICES LOCATIONS SHALL BE STAGGERED.
2. ALL REINFORCING BARS SHALL BE PRE-CUT AT SHOP AT OPENING LOCATIONS.

S21

REVISIONS	
NAME	DATE

ILLINOIS DEPARTMENT OF TRANSPORTATION

PUMP STATION NO. 24 RELOCATION

REINFORCEMENT DETAILS WALL

SCALE: AS SHOWN DRAWN BY: FL

DATE: 11-22-10 CHECKED BY: PJE