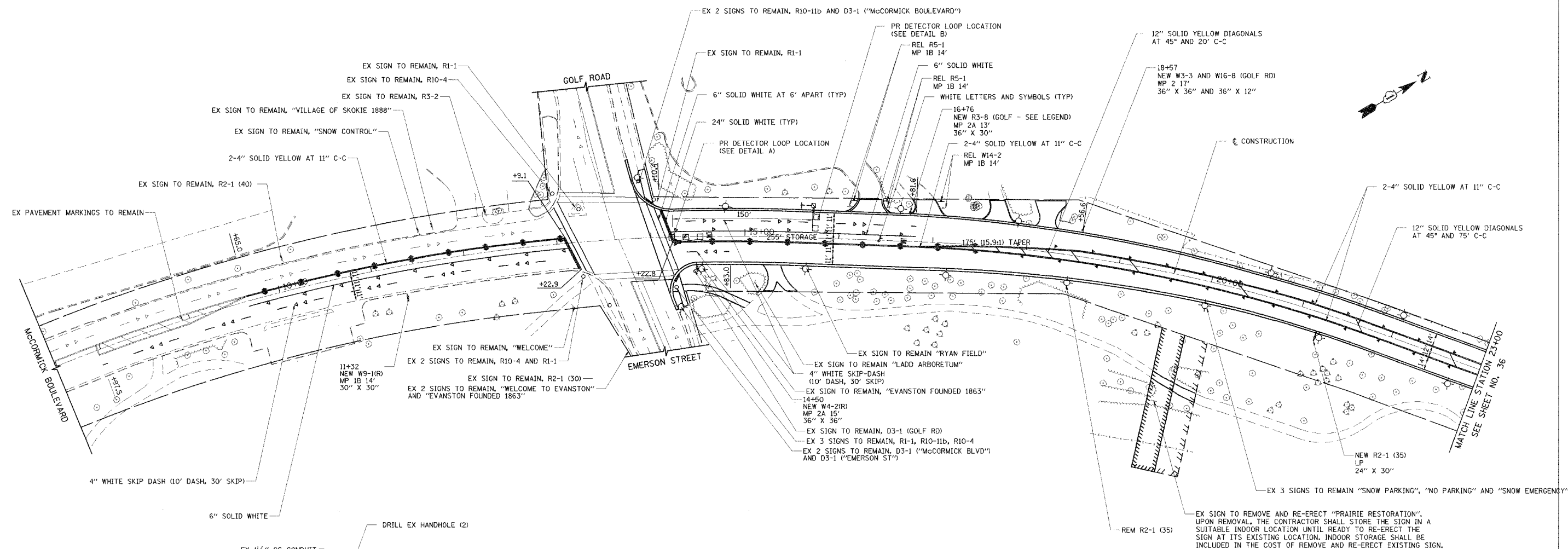
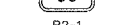
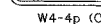
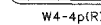


CONTRACT NO. 83773

REM	REMOVE SIGN PANEL ASSEMBLY - TYPE A
NEW	NEW SIGN PANEL - TYPE 1 NEW POST (MATERIAL, TYPE, LENGTH SPECIFIED)
REL	RELOCATE SIGN PANEL ASSEMBLY - TYPE A NEW POST (MATERIAL, TYPE, LENGTH SPECIFIED)
MP	METAL POST
LP	LIGHT POLE
TS	TELESCOPING STEEL SIGN SUPPORT
WP	WOOD POST
TRAF	TRAFFIC SIGNAL POST

A diagram of a square MUTCD sign with a black border. Inside the sign, there are two black arrows pointing diagonally upwards and outwards towards the top corners. Below the arrows, the word "ONLY" is written twice in black capital letters, separated by a vertical line. To the right of the sign, several lines with arrows point to specific parts of the sign, each with a label:

- A line points to the top of the sign with the label: ACTION (SEE SIGNING NOTES)
- A line points to the text "MUTCD" with the label: MUTCD SIGN CODE
- A line points to the text "POST MATERIAL (SEE SIGNING NOTES)" with the label: POST MATERIAL (SEE SIGNING NOTES)
- A line points to the text "NUMBER AND TYPE OF METAL POSTS" with the label: NUMBER AND TYPE OF METAL POSTS
- A line points to the text "30" X 30" with the label: POST LENGTH IN FEET
- A line points to the text "SIGN SIZE IN INCHES (WxD)" with the label: SIGN SIZE IN INCHES (WxD)



ONE WAY AMBER MARKER, AT 40' OC	Y/O
ONE-WAY CRYSTAL MARKER, AT 40' OC (UNLESS OTHERWISE NOTED)	W/O
TWO-WAY AMBER MARKER, AT 40' OC	X/X

1. THERMOPLASTIC PAVEMENT MARKINGS SHALL BE USED ON ALL BITUMINOUS SURFACES.
2. PREFORMED PLASTIC, TYPE C, SHALL BE USED FOR ALL LETTERS & SYMBOLS PAVEMENT MARKINGS ON BITUMINOUS SURFACES.
3. FOR ADDITIONAL DETAILS SEE DISTRICT ONE TYPICAL PAVEMENT MARKINGS TC-13 AND TYPICAL APPLICATIONS OF RAISED REFLECTIVE PAVEMENT MARKING TC-11.

ILLINOIS DEPARTMENT OF TRANSPORTATION

McCORMICK BOULEVARD
STATION 7+50 TO STATION 23+00

