F.A.I. RTE.	SECTION	COUNTY	TOTAL SHEETS	SHEET NO.
80/94	*	COOK	631	333
STA.		TO STA.		
FED. ROAD DIST. NO.		ILLINOIS	FED. AID PROJECT	

* (2425 & 2626) R-2 CONTRACT NO. 62111

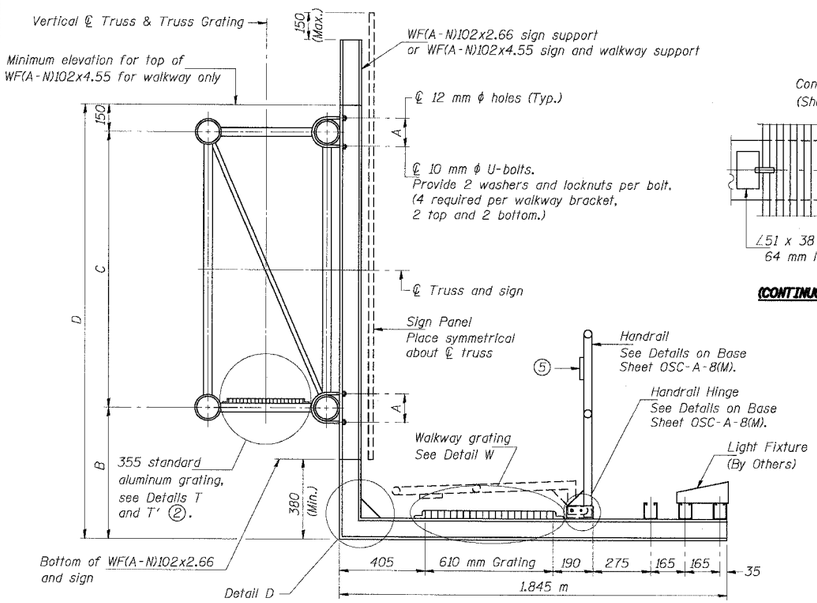

SECTION B-B

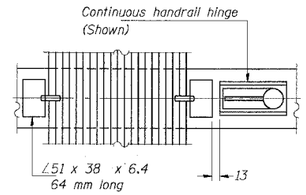

(CONTINUOUS WALKWAY GRATING)

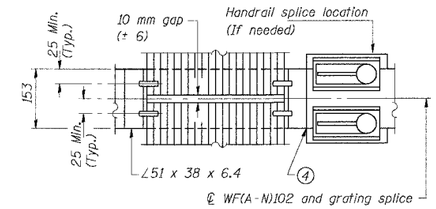

(AT WALKWAY GRATING SPLICE)

SECTION W-W

SPECIFICATIONS FOR STANDARD ALUMINUM GRATING

Main Bearing Bars (MBB) shall be 5 mm x 38 mm on 30 mm centers and conform to ASTM B211 Alloy 6061-T6.

Cross bars (CB) shall be 5 mm x 38 mm on 102 mm centers and conform to ASTM B221 Alloy 6063-T5 or 6061-T6.

OR

Aluminum Grating with modified "T" sections for main bearing bars shall meet the following requirements:

Main bars shall conform to ASTM B221 Alloy 6061-T6 and have a minimum section modulus equal to 1.16 x 10^3 mm^3 per bar, a depth of 38 mm, spaced on 30 mm centers.

Cross bars shall conform to ASTM B221 Alloy 6063-T5 or T-42 and spaced on 100 mm centers.

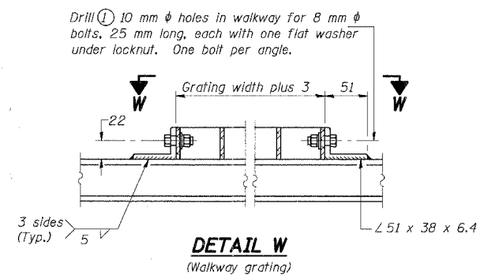

DETAIL W

(Walkway grating)

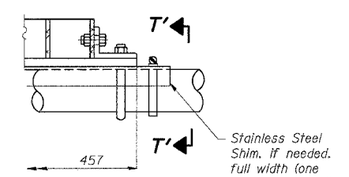

DETAIL T'

(Truss grating splice)
Details not shown same as Detail T.
Alternate materials may be used subject to the Engineer's review and approval.

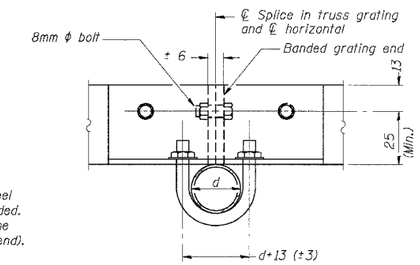

SECTION T'-T'

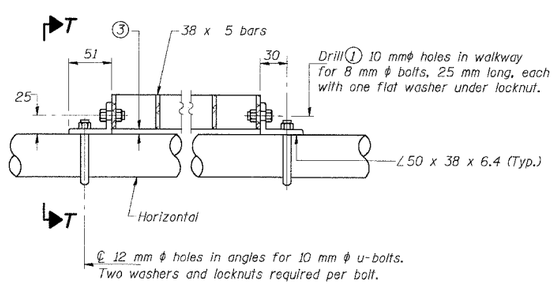

DETAIL T

(Truss grating at horizontal)

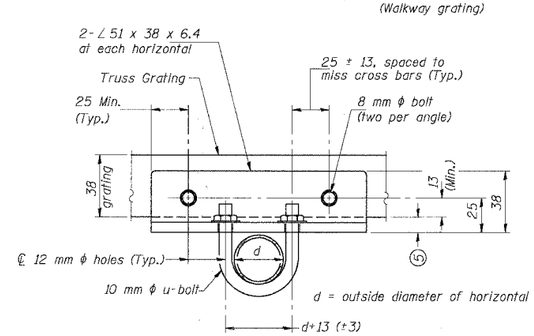

SECTION T-T

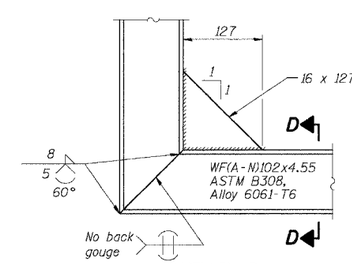

DETAIL D

(See Detail P, Base Sheet OSC-A-8(M).)

SECTION D-D

① Drilling holes in grating may be done in shop or field, based on Contractor's preference and subject to accurate alignment.
② When truss grating must be spliced, use suggested detail or other methods subject to the Engineer's review and approval. Locate splice to avoid interference between cross bars and bolt locations.
③ If Handrail Joint present, weld angle to WF(A-N)102 and 6 mm extension bars. (See Base Sheet OSC-A-8(M).)
④ ℄ 3 mm x 13 mm x 50 mm welded to handrail posts to protect locations that contact grating.
⑤ Tube to grating gap may vary from 0 to 13mm (Max.) to align walkway, allow for camber, etc.Continuous Truss Grating

Structure Number	Station	A	B	C	D
1C0161080L162.1	5+658.000	191	1.20 m	2.13 m	3.48 m
1C0161080L162.3	6+100.000	178	1.50 m	1.68 m	3.33 m

REVISIONS	
NAME	DATE

ILLINOIS DEPARTMENT OF TRANSPORTATION
F.A.I. ROUTE 80/94 (KINGERY EXPRESSWAY)
EB & WB INSIDE LANES (MAINLINE) CONSTRUCTION
COOK COUNTY

CANTILEVER SIGN STRUCTURES ALUMINUM WALKWAY DETAILS II ALUMINUM TRUSS & STEEL POST

SCALE:
DATE: 7/18/2005
DRAWN BY: NK
CHECKED BY: VCP

TENG
TENG & ASSOCIATES, INC.
ENGINEERS/ARCHITECTS/PLANNERS
CHICAGO, ILLINOIS

BAUZEKKJ
..\MS17802A.DGN,..\AB99001A.DGN
7-12-2005, 10:23:55 F:\DOCUMENTS\350\STRUCTURES\MS170592A.DGN
1 2 3 4 5 6 7 8 9 10 11 12 13 14 15 16 17 18 19 20 21 22 23 24 25 26 27 28 29 30 31 32 33 34 35 36 37 38 39 40 41 42 43 44 45 46 47 48 49 50 51 52 53 54 55 56 57 58 59 60 61 62 63