| F.A.I. RTE. | SECTION | COUNTY | TOTAL SHEETS | SHEET NO. |
|---|---|---|---|---|
| 80/94 | * | COOK | 631 | 15 |
| STA. | | TO STA. | | |
| FED. ROAD DIST. NO. | | ILLINOIS | FED. AID PROJECT | |

* (2425 & 2626) R-2 CONTRACT NO. 62111

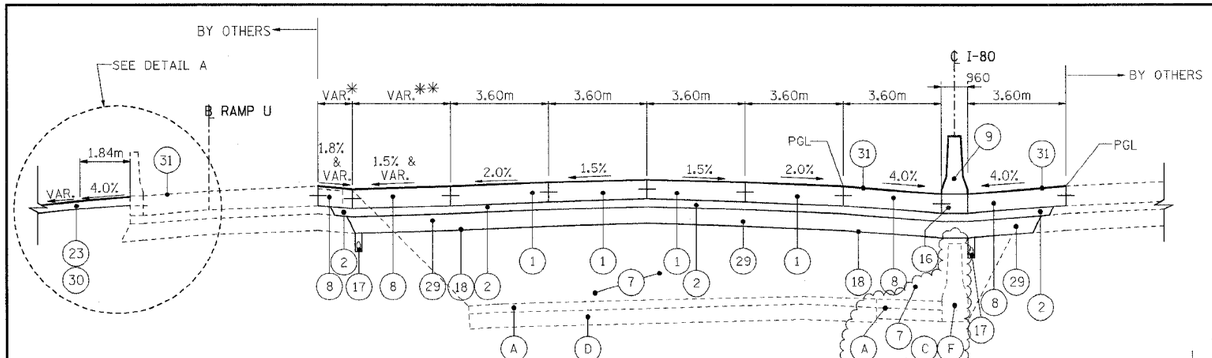


PROPOSED TYPICAL SECTION

I-80 WB/EB STA. 5+502.007 TO STA. 5+624.413

* WIDTH VARIES FROM 3.00m TO 0.00m

** WIDTH VARIES FROM 3.60m TO 1.94m

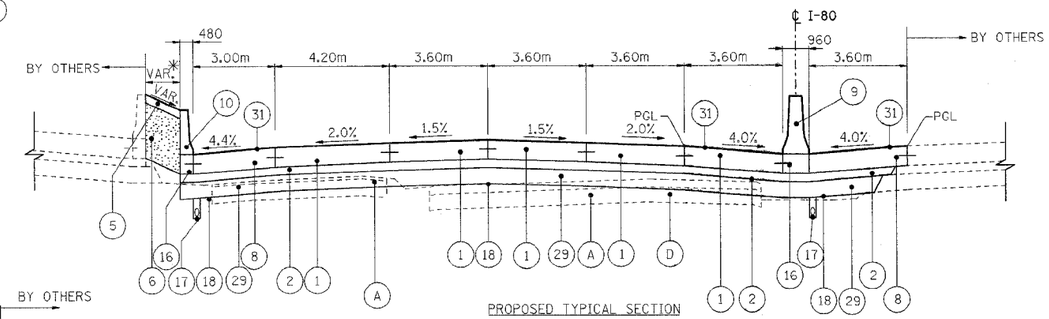


PROPOSED TYPICAL SECTION

I-80 WB/EB STA. 5+738.995 TO STA. 5+815.000

* WIDTH VARIES FROM 2.10m TO 0.56m

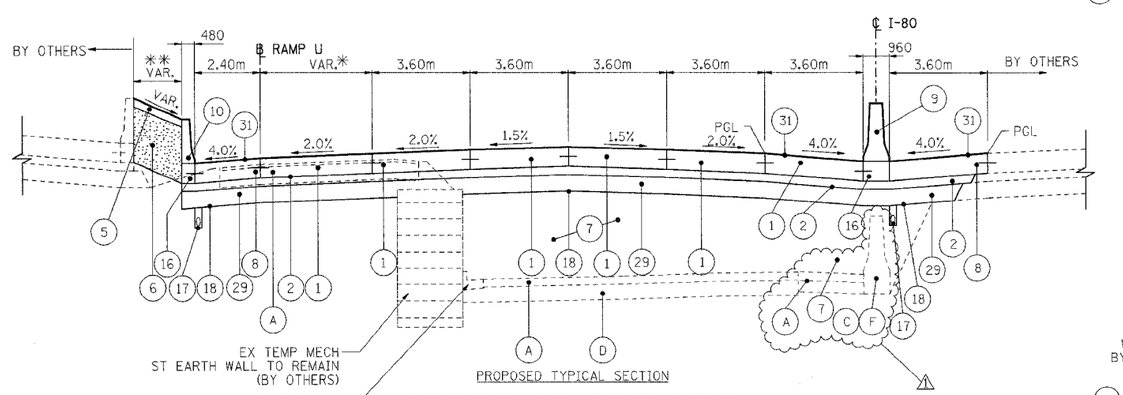


PROPOSED TYPICAL SECTION

I-80 WB/EB STA. 5+624.413 TO STA. 5+738.995

* WIDTH VARIES FROM 6.88m TO 0.60m

** WIDTH VARIES FROM 1.74m TO 2.44m

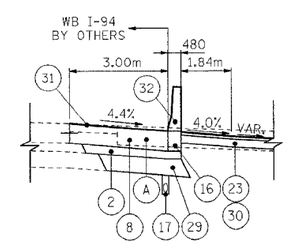


DETAIL A

STA. 5+502+007 TO STA. 5+537.532

(I-94 WB STA. 32+860.000 TO STA. 32+937.000)

## EXISTING LEGEND

- (A) PAVEMENT REMOVAL/BREAKING
- (B) PAVED SHOULDER REMOVAL
- (C) CONCRETE BARRIER REMOVAL
- (D) EXISTING PAVEMENT (SEE NOTES FOR THICKNESS)
- (E) EXISTING SHOULDER
- (F) EXISTING CONCRETE BARRIER
- (G) EXISTING GUARD RAIL
- (H) CURB AND GUTTER REMOVAL
- (I) EXISTING SIDEWALK
- (J) SIDEWALK REMOVAL
- (K) REM AND DISP UNS MATL 300

## PROPOSED LEGEND

STRUCTURAL

□□ ITEM TO BE CONSTRUCTED TO EXTENDED LIFE CONCRETE PAVEMENT SPECIFICATIONS

- (1) CONTINUOUSLY REINFORCED PORTLAND CEMENT CONCRETE PAVEMENT 360mm □□
- (2) STABILIZED SUB-BASE 150mm □□
- (3) TOPSOIL FURNISH AND PLACE, 150mm
- (4) SEEDING, CLASS 2A
- (5) CONCRETE MEDIAN SURFACE, 150mm (SPECIAL)
- (6) SAND BACKFILL
- (7) EMBANKMENT □□
- (8) PCC SHOULDERS, 360mm □□
- (9) CONCRETE BARRIER, DOUBLE FACE, 1065mm HEIGHT
- (10) CONCRETE BARRIER, SINGLE FACE, 815mm HEIGHT
- (11) CONCRETE BARRIER, DOUBLE FACE 815mm HEIGHT
- (12) PCC SIDEWALK, 125mm
- (13) SLOTTED DRAIN REMOVAL
- (14) COMB CC&G TB 15.60
- (15) COMB CC&G TB 15.30
- (16) CONCRETE BARRIER BASE
- (17) PIPE UNDERDRAINS 150mm
- (18) GEOTECHNICAL FABRIC FOR GROUND STABILIZATION
- (19) TEMPORARY SHEET PILING REMOVAL
- (20) PCC PVT 250 JOINTED
- (21) BIT C PVT FD SUP 230
- (22) BIT C PVT FD SUP 300
- (23) BC SC SUPER "C" N50 50
- (24) AGGREGATE SUBGRADE 300mm
- (25) SODDING, SALT TOLERANT
- (26) TOPSOIL FURNISH AND PLACE, 300mm
- (27) COMPOST FURNISH AND PLACE, 100mm
- (28) EROSION CONTROL BLANKET
- (29) SUB-BASE GRANULAR MATERIAL, TYPE B, 300mm □□
- (30) AGGREGATE BASE COURSE, TYPE B, 150mm
- (31) SHOULDER RUMBLE STRIP
- (32) CONCRETE BARRIER SINGLE FACE 815 MM HEIGHT, REINFORCED
- (33) SUB GRAN MAT B 100
- (34) BIT SHLD SUPER 150

NOTES

1. ALL UNITS ARE IN MILLIMETERS UNLESS OTHERWISE NOTED.
2. SUB-BASE GRANULAR MATERIAL, TYPE B, 300mm SHALL CONSIST OF 225mm OF GRANULAR SUB-BASE WITH A 75mm GRANULAR SUB-BASE CAP.
3. CRC REINFORCEMENT CHART ON STANDARD 421001 SHALL BE MODIFIED AS FOLLOWS:

| PAVEMENT WIDTH | A | B | C | D |
|---|---|---|---|---|
| 3.6M | 26 SPACES (27 BARS) AT 132mm | 90mm | 75mm | 660mm |
| 4.2M | 31 SPACES (32 BARS) AT 130mm | 90mm | 75mm | 660mm |
| 4.9M | 35 SPACES (36 BARS) AT 135mm | 95mm | 85mm | 660mm |

THE REINFORCEMENT SHALL BE 115mm FROM THE TOP OF PAVEMENT

4. TIE BARS IN PAVEMENT OR BETWEEN PAVEMENT AND OTHER NEW/OR EXISTING PCC APPURTENANCES WILL NOT BE PAID FOR IN ACCORDANCE WITH ARTICLE 508.07 OF THE STANDARD SPECIFICATIONS.
5. FOR LONGITUDINAL JOINT DETAILS SEE PAVEMENT ELEVATION AND JOINTING PLANS AND CONCRETE BARRIER DETAILS SHEET.
6. EARTHWORK CALCULATED USING EXISTING I-80/94 PAVEMENT SECTION OF 150mm BITUMINOUS OVERLAY AND 275mm PCC BASE COURSE




| REVISIONS | |
|---|---|
| NAME | DATE |
| RJS | 01/04/06 |

ILLINOIS DEPARTMENT OF TRANSPORTATION
F.A.I. ROUTE 80/94 (KINGERY EXPRESSWAY)
EB & WB INSIDE LANES (MAINLINE) CONSTRUCTION
COOK COUNTY

# TYPICAL SECTIONS
# FAI 80/94
# STA. 5+502 TO STA. 5+815

SCALE: NONE
DATE: 1/4/06
DRAWN BY: RJS
CHECKED BY: DH

TENG
TENG & ASSOCIATES, INC.
ENGINEERS/ARCHITECTS/PLANNERS
CHICAGO, ILLINOIS

..\A199G02A.DGN, ..\PB99G02A.DGN, ..\TS7R02A.DGN, ..\TS7T02A.DGN, ..\TS7T03G2A.DGN, ..\WT7G02A.DGN, ..\WT7T02A.DGN, ..\FR7T002A.DGN, ..\FR7T003A.DGN, ..\FR7T004A.DGN, ..\FR7T005A.DGN, ..\FR7T006A.DGN, ..\FR7T007A.DGN, ..\FR7T008A.DGN, ..\FR7T009A.DGN, ..\FR7T010A.DGN, ..\FR7T011A.DGN, ..\FR7T012A.DGN, ..\FR7T013A.DGN, ..\FR7T014A.DGN, ..\FR7T015A.DGN, ..\FR7T016A.DGN, ..\FR7T017A.DGN, ..\FR7T018A.DGN, ..\FR7T019A.DGN, ..\FR7T020A.DGN
02-26-2005, 9:59:06 T:\DOCUMENT\95175\CIVIL\DGN\TS7T002A.DGN JAKSHWZ
1 2 3 4 5 6 7 8 9 10 11 12 13 14 15 16 17 18 19 20 21 22 23 24 25 26 27 28 29 30 31 32 33 34 35 36 37 38 39 40 41 42 43 44 45 46 47 48 49 50 51 52 53 54 55 56 57 58 59 60 61 62