CONTRACT NO. 64563

F.A.U. RTE.	SECTION	COUNTY	TOTAL SHEETS	SHEET NO.
5564	111-M-1	WHITESIDE	78	38
STA.		TO STA.		
FED. ROAD DIST. NO.	ILLINOIS	FED. AID PROJECT		

BITUMINOUS SHOULDER

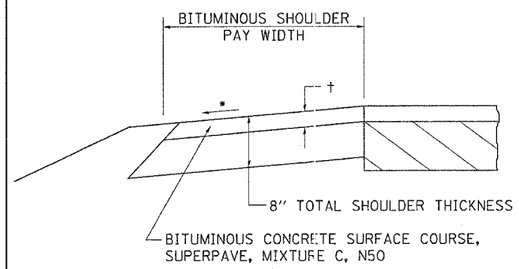

† = SEE TYPICAL SECTIONS FOR THICKNESS

ALL DIMENSIONS ARE IN MILLIMETERS (INCHES) UNLESS OTHERWISE NOTED.

GENERAL NOTES

THE BITUMINOUS SHOULDER SHALL BE CONSTRUCTED IN ACCORDANCE WITH SECTION 482 EXCEPT THE TOP LIFT SHALL BE BITUMINOUS CONCRETE SURFACE COURSE, SUPERPAVE, MIXTURE C, N50. THE WORK WILL BE PAID FOR AT THE CONTRACT UNIT PRICE PER TON FOR BITUMINOUS CONCRETE SURFACE COURSE, SUPERPAVE, MIXTURE C, N50, AND SQUARE YARD FOR BITUMINOUS SHOULDERS SUPERPAVE OF THE THICKNESS SPECIFIED.

USE BITUMINOUS CONCRETE SURFACE COURSE, SUPERPAVE, MIXTURE C, N50, WHEN RESURFACING EXISTING BITUMINOUS SHOULDERS. THE THICKNESS IS SHOWN ON THE TYPICAL SECTIONS. THIS WORK WILL BE PAID FOR AT THE CONTRACT UNIT PRICE PER TON FOR BITUMINOUS CONCRETE SURFACE COURSE, SUPERPAVE, MIXTURE C, N50.

REMOVAL OF MATERIAL FOR PLACEMENT OF THE BITUMINOUS SHOULDER TO BE PAID FOR IN UNITS FOR EXCAVATING AND GRADING EXISTING SHOULDERS OR IN CUBIC YARDS FOR EARTH EXCAVATION OR EARTH EXCAVATION WIDENING.

* 4% WHEN MAINLINE IS ON TANGENT. FOR CROSS SLOPE ON SUPERELEVATION SECTION, SEE HIGHWAY STANDARD 482001 OR 482006.

BITUMINOUS SHOULDER 23.4a

REVISED 5-30-03

PAVEMENT PATCHING FOR BITUMINOUS SURFACED PAVEMENT

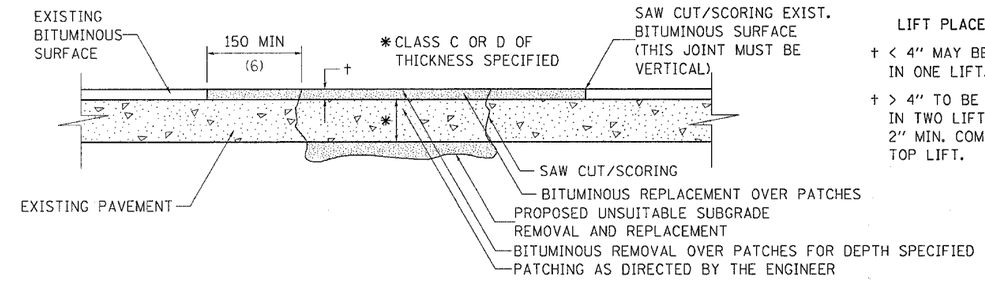

LIFT PLACEMENT:

† < 4" MAY BE PLACED IN ONE LIFT.

† > 4" TO BE PLACED IN TWO LIFTS WITH 2" MIN. COMPACTED TOP LIFT.

SEQUENCE OF CONSTRUCTION:

1. REMOVE THE EXISTING BITUMINOUS SURFACE.
2. RESIDENT ENGINEER WILL DETERMINE IF LOCATION IS TO BE PATCHED OR TO ONLY REPLACE BITUMINOUS SURFACE.
3. REMOVE AND REPLACE FULL DEPTH PATCHES AT LOCATIONS DIRECTED BY THE ENGINEER.
4. REPLACE BITUMINOUS SURFACE OVER FULL DEPTH PATCHES AND AT LOCATIONS OF BITUMINOUS SURFACE REMOVAL.

GENERAL NOTES:

1. THE WIDTH OF THE FULL DEPTH PATCH OVER A TRENCH SHALL BE 300 (12) WIDER ON EACH SIDE OF THE TRENCH.
2. FOR BASIS OF PAYMENT: SEE SPECIAL PROVISION "PATCHING WITH BITUMINOUS OVERLAY REMOVAL".

ALL DIMENSIONS ARE IN MILLIMETERS (INCHES) UNLESS OTHERWISE NOTED.

PAVEMENT PATCHING FOR BITUMINOUS SURFACED PAVEMENT 32.4

REVISED 6-21-01

TYPICAL BENCHING ON EXISTING EMBANKMENT

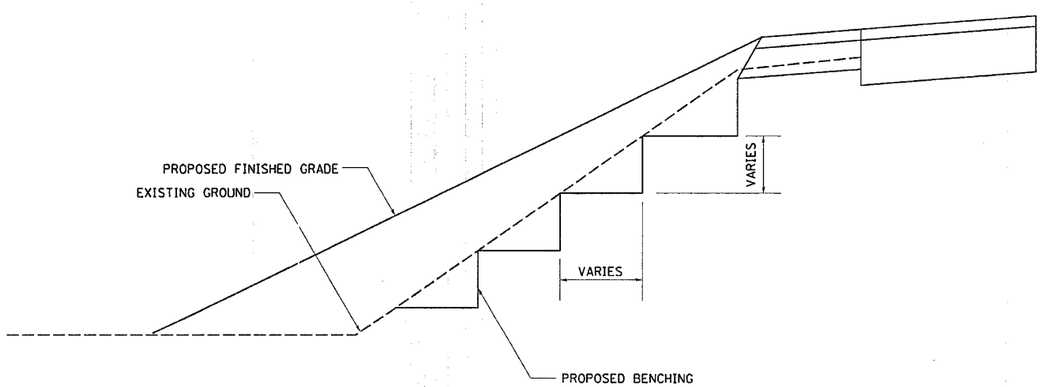

TYPICAL BENCHING ON EXISTING EMBANKMENT 50.4

REVISED 2-22-06

TREE REPLACEMENT SCHEDULE

CODE NUMBER	SCIENTIFIC NAME	COMMON NAME	SIZE	UNIT	QUANTITY
A2006714	TREE, QUERCUS MACROCARPA	BUR OAK	1¾" CALIPER BALLED AND BURLAPPED	EACH	12
B2000116	TREE, ACER CAMPESTRE	HEDGE MAPLE	2" CALIPER, TREE FORM, BALLED AND BURLAPPED	EACH	10
B2004814	TREE, MALUS SARGENTII	SARGENTS CRABAPPLE	1¾" CALIPER, TREE FORM, BALLED AND BURLAPPED	EACH	10

GENERAL NOTES:

LAYOUT SHALL BE PERFORMED BY THE DISTRICT LANDSCAPE ARCHITECT

MULCH SHALL BE HARDWOOD CHIPS, 5' WIDTH, 4" THICK WITH WEED BARRIER FABRIC

ALTERNATE PLANTING SITE FAI-88 / US 30 INTERCHANGE

TREE REPLACEMENT SCHEDULE 90.4

REVISED 8-10-05

PLOT DATE = Tue Aug 08 11:22:15 2006
FILE NAME = c:\pw_pw1\b207980\d0179080plu.dgn
PLOT SCALE = 50.0000 ' / IN.
REFERENCE = REF