

120

Letting January 18, 2019

Notice to Bidders, Specifications and Proposal



**Contract No. 61F31
KANE County
Section 15-01127-01-BR
Route TR 189 A (Rural Street)
Project W8B2-838 ()
District 1 Construction Funds**

Prepared by

Checked by

F

(Printed by authority of the State of Illinois)



NOTICE TO BIDDERS

- 1. TIME AND PLACE OF OPENING BIDS.** Electronic bids are to be submitted to the electronic bidding system (iCX-Integrated Contractors Exchange). All bids must be submitted to the iCX system prior to 10:00 a.m. January 18, 2019 at which time the bids will be publicly opened from the iCX SecureVault.
- 2. DESCRIPTION OF WORK.** The proposed improvement is identified and advertised for bids in the Invitation for Bids as:

**Contract No. 61F31
KANE County
Section 15-01127-01-BR
Project W8B2-838 ()
Route TR 189 A (Rural Street)
District 1 Construction Funds**

Replace the bridge carrying TR 189A over Indian Creek, 0.10 mile west of Farnsworth.

- 3. INSTRUCTIONS TO BIDDERS.** (a) This Notice, the invitation for bids, proposal and letter of award shall, together with all other documents in accordance with Article 101.09 of the Standard Specifications for Road and Bridge Construction, become part of the contract. Bidders are cautioned to read and examine carefully all documents, to make all required inspections, and to inquire or seek explanation of the same prior to submission of a bid.

(b) State law, and, if the work is to be paid wholly or in part with Federal-aid funds, Federal law requires the bidder to make various certifications as a part of the proposal and contract. By execution and submission of the proposal, the bidder makes the certification contained therein. A false or fraudulent certification shall, in addition to all other remedies provided by law, be a breach of contract and may result in termination of the contract.
- 4. AWARD CRITERIA AND REJECTION OF BIDS.** This contract will be awarded to the lowest responsive and responsible bidder considering conformity with the terms and conditions established by the Department in the rules, Invitation for Bids and contract documents. The issuance of plans and proposal forms for bidding based upon a prequalification rating shall not be the sole determinant of responsibility. The Department reserves the right to determine responsibility at the time of award, to reject any or all proposals, to readvertise the proposed improvement, and to waive technicalities.

By Order of the
Illinois Department of Transportation

Randall S. Blankenhorn,
Secretary

INDEX
FOR
SUPPLEMENTAL SPECIFICATIONS
AND RECURRING SPECIAL PROVISIONS

Adopted January 1, 2019

This index contains a listing of SUPPLEMENTAL SPECIFICATIONS, frequently used RECURRING SPECIAL PROVISIONS, and LOCAL ROADS AND STREETS RECURRING SPECIAL PROVISIONS.

ERRATA Standard Specifications for Road and Bridge Construction (Adopted 4-1-16) (Revised 1-1-19)

SUPPLEMENTAL SPECIFICATIONS

<u>Std. Spec. Sec.</u>		<u>Page No.</u>
106	Control of Materials	1
107	Legal Regulations and Responsibility to Public	2
403	Bituminous Surface Treatment (Class A-1, A-2, A-3)	3
404	Micro-Surfacing and Slurry Sealing	4
405	Cape Seal	15
406	Hot-Mix Asphalt Binder and Surface Course	25
420	Portland Cement Concrete Pavement	26
424	Portland Cement Concrete Sidewalk	28
442	Pavement Patching	29
502	Excavation for Structures	30
503	Concrete Structures	32
504	Precast Concrete Structures	35
542	Pipe Culverts	36
586	Sand Backfill for Vaulted Abutments	37
602	Catch Basin, Manhole, Inlet, Drainage Structure, and Valve Vault Construction, Adjustment, and Reconstruction	39
630	Steel Plate Beam Guardrail	40
631	Traffic Barrier Terminals	43
670	Engineer's Field Office and Laboratory	44
701	Work Zone Traffic Control and Protection	45
704	Temporary Concrete Barrier	46
780	Pavement Striping	48
781	Raised Reflective Pavement Markers	49
888	Pedestrian Push-Button.....	50
1001	Cement	51
1003	Fine Aggregates	52
1004	Coarse Aggregates	53
1006	Metals	56
1020	Portland Cement Concrete	58
1043	Adjusting Rings	60
1050	Poured Joint Sealers	62
1069	Pole and Tower	64
1077	Post and Foundation	65
1096	Pavement Markers	66
1101	General Equipment	67
1102	Hot-Mix Asphalt Equipment	68
1103	Portland Cement Concrete Equipment	70
1105	Pavement Marking Equipment	72
1106	Work Zone Traffic Control Devices	74

RECURRING SPECIAL PROVISIONS

The following RECURRING SPECIAL PROVISIONS indicated by an "X" are applicable to this contract and are included by reference:

<u>CHECK SHEET #</u>			<u>PAGE NO.</u>
1	X	Additional State Requirements for Federal-Aid Construction Contracts	75
2	X	Subletting of Contracts (Federal-Aid Contracts)	78
3	X	EEO	79
4		Specific EEO Responsibilities Non Federal-Aid Contracts	89
5		Required Provisions - State Contracts	94
6		Asbestos Bearing Pad Removal	100
7		Asbestos Waterproofing Membrane and Asbestos HMA Surface Removal	101
8	X	Temporary Stream Crossings and In-Stream Work Pads	102
9		Construction Layout Stakes Except for Bridges	103
10	X	Construction Layout Stakes	106
11		Use of Geotextile Fabric for Railroad Crossing	109
12		Subsealing of Concrete Pavements	111
13		Hot-Mix Asphalt Surface Correction	115
14		Pavement and Shoulder Resurfacing	117
15		Patching with Hot-Mix Asphalt Overlay Removal	118
16		Polymer Concrete	120
17		PVC Pipeliner	122
18		Bicycle Racks	123
19		Temporary Portable Bridge Traffic Signals	125
20		Work Zone Public Information Signs	127
21		Nighttime Inspection of Roadway Lighting	128
22		English Substitution of Metric Bolts	129
23		Calcium Chloride Accelerator for Portland Cement Concrete	130
24		Quality Control of Concrete Mixtures at the Plant	131
25	X	Quality Control/Quality Assurance of Concrete Mixtures	139
26		Digital Terrain Modeling for Earthwork Calculations	155
27		Reserved	157
28		Preventive Maintenance – Bituminous Surface Treatment (A-1)	158
29		Reserved	164
30		Reserved	165
31		Reserved	166
32		Temporary Raised Pavement Markers	167
33		Restoring Bridge Approach Pavements Using High-Density Foam	168
34		Portland Cement Concrete Inlay or Overlay	171
35		Portland Cement Concrete Partial Depth Hot-Mix Asphalt Patching	175

LOCAL ROADS AND STREETS RECURRING SPECIAL PROVISIONS

The following LOCAL ROADS AND STREETS RECURRING SPECIAL PROVISIONS indicated by an "X" are applicable to this contract and are included by reference:

<u>CHECK SHEET #</u>	<u>PAGE NO.</u>
LRS1	Reserved 179
LRS2	Furnished Excavation 180
LRS3	X Work Zone Traffic Control Surveillance 181
LRS4	Flaggers in Work Zones 182
LRS5	Contract Claims 183
LRS6	Bidding Requirements and Conditions for Contract Proposals 184
LRS7	Bidding Requirements and Conditions for Material Proposals 190
LRS8	Reserved 196
LRS9	Bituminous Surface Treatments 197
LRS10	Reserved 198
LRS11	Employment Practices 199
LRS12	Wages of Employees on Public Works 201
LRS13	Selection of Labor 203
LRS14	Paving Brick and Concrete Paver Pavements and Sidewalks 204
LRS15	Partial Payments 207
LRS16	Protests on Local Lettings 208
LRS17	Substance Abuse Prevention Program 209
LRS18	Multigrade Cold Mix Asphalt 210

TABLE OF CONTENTS

<u>DESCRIPTION</u>	<u>PAGE</u>
LOCATION OF PROJECT	1
DESCRIPTION OF PROJECT	1
AVAILABLE REPORTS	2
COMPLETION DATE PLUS WORKING DAYS.....	3
HOURS OF WORK.....	3
LIST OF WORK ITEMS NOT PAID FOR SEPARATELY	3
<u>DIVISION 200</u>	6
DEWATERING AND DIVERSION.....	6
EARTH EXCAVATION.....	9
EROSION CONTROL BLANKET	9
EXPLORATION TRENCH, SPECIAL.....	10
INLET PROTECTION, SPECIAL.....	10
WASHOUT BASIN.....	11
<u>DIVISION 400</u>	12
REVETMENT MAT REMOVAL	12
SAW CUTTING.....	12
STABILIZED DRIVEWAYS	12
TEMPORARY ACCESS.....	13
<u>DIVISION 600</u>	15
EXISTING FIELD TILE REMOVAL	15
FENCE REMOVAL	15
SANITARY MANHOLES TO BE ADJUSTED	15
STEEL PLATE BEAM GUARDRAIL (SHORT RADIUS).....	16
TRAFFIC BARRIER TERMINAL, TYPE 5A (SPECIAL)	17
WOOD FENCE	17
<u>DIVISION 700</u>	19
CHANGEABLE MESSAGE SIGN	19
TEMPORARY INFORMATION SIGNING.....	19

DISTRICT ONE SPECIAL PROVISIONS 21

AGGREGATE SUBGRADE IMPROVEMENT (D-1) 21

ADJUSTMENTS AND RECONSTRUCTIONS (D-1) 24

COARSE AGGREGATE FOR BACKFILL, TRENCH BACKFILL AND BEDDING (D-1) 25

FRICTION AGGREGATE (D-1) 26

GROUND TIRE RUBBER (GTR) MODIFIED ASPHALT BINDER (D-1)..... 29

HMA MIXTURE DESIGN REQUIREMENTS (D-1)..... 31

MAINTENANCE OF ROADWAYS (D-1) 38

PUBLIC CONVENIENCE AND SAFETY (DIST 1) 39

RECLAIMED ASPHALT PAVEMENT AND RECLAIMED ASPHALT SHINGLES (D-1)..... 40

STATUS OF UTILITIES (D-1) 50

TRAFFIC CONTROL PLAN 56

TRAFFIC CONTROL AND PROTECTION (ARTERIALS)..... 57

LR107-4 – INSURANCE.....58

NOTICE OF INTENT (NOI).....59

STORM WATER POLLUTION PREVENTION PLAN (SWPPP).....62

IEPA LPC-662 FORM & pH ANALYSIS.....71

PERMITS:

 KANE-DUPAGE SOIL AND WATER CONSERVATION DISTRICT
 (KDSWCD).....75

 REGULATED FLOODWAY CONSTRUCTION PERMIT (IDOT)76

 KANE COUNTY STORM WATER PERMIT.....78

 ARMY CORPS OF ENGINEERS (ACOE)79

BDE SPECIAL PROVISIONS

The following special provisions indicated by an "X" are applicable to this contract. An * indicates a new or revised special provision for the letting.

<u>File Name</u>	<u>Pg.</u>	<u>Special Provision Title</u>	<u>Effective</u>	<u>Revised</u>
80099		Accessible Pedestrian Signals (APS)	April 1, 2003	Jan. 1, 2014
80274		Aggregate Subgrade Improvement	April 1, 2012	April 1, 2016
80192		Automated Flagger Assistance Device	Jan. 1, 2008	
80173	92	X Bituminous Materials Cost Adjustments	Nov. 2, 2006	Aug. 1, 2017
80241		Bridge Demolition Debris	July 1, 2009	
50261		Building Removal-Case I (Non-Friable and Friable Asbestos)	Sept. 1, 1990	April 1, 2010
50481		Building Removal-Case II (Non-Friable Asbestos)	Sept. 1, 1990	April 1, 2010
50491		Building Removal-Case III (Friable Asbestos)	Sept. 1, 1990	April 1, 2010
50531		Building Removal-Case IV (No Asbestos)	Sept. 1, 1990	April 1, 2010
* 80404		Coarse Aggregate Quality for Micro-Surfacing and Cape Seals	Jan. 1, 2019	
80384	94	X Compensable Delay Costs	June 2, 2017	
80198		Completion Date (via calendar days)	April 1, 2008	
80199		Completion Date (via calendar days) Plus Working Days	April 1, 2008	
80293		Concrete Box Culverts with Skews > 30 Degrees and Design Fills ≤ 5 Feet	April 1, 2012	July 1, 2016
80311		Concrete End Sections for Pipe Culverts	Jan. 1, 2013	April 1, 2016
80277		Concrete Mix Design – Department Provided	Jan. 1, 2012	April 1, 2016
80261	98	X Construction Air Quality – Diesel Retrofit	June 1, 2010	Nov. 1, 2014
80387		Contrast Preformed Plastic Pavement Marking	Nov. 1, 2017	
* 80029	101	X Disadvantaged Business Enterprise Participation	Sept. 1, 2000	Jan. 2, 2019
80402	111	X Disposal Fees	Nov. 1, 2018	
80378		Dowel Bar Inserter	Jan. 1, 2017	Jan. 1, 2018
* 80405		Elastomeric Bearings	Jan. 1, 2019	
80388	113	X Equipment Parking and Storage	Nov. 1, 2017	
80229		Fuel Cost Adjustment	April 1, 2009	Aug. 1, 2017
80304		Grooving for Recessed Pavement Markings	Nov. 1, 2012	Nov. 1, 2017
80246	114	X Hot-Mix Asphalt – Density Testing of Longitudinal Joints	Jan. 1, 2010	Aug. 1, 2018
* 80406		Hot-Mix Asphalt – Mixture Design Verification and Production (Modified for I-FIT Projects)	Jan. 1, 2019	
* 80398	116	X Hot-Mix Asphalt – Longitudinal Joint Sealant	Aug. 1, 2018	Jan. 1, 2019
80399	120	X Hot-Mix Asphalt – Oscillatory Roller	Aug. 1, 2018	Nov. 1, 2018
80347		Hot-Mix Asphalt – Pay for Performance Using Percent Within Limits – Jobsite Sampling	Nov. 1, 2014	Aug. 1, 2018
* 80383		Hot-Mix Asphalt – Quality Control for Performance	April 1, 2017	Jan. 1, 2019
80376	122	X Hot-Mix Asphalt – Tack Coat	Nov. 1, 2016	
80392	123	X Lights on Barricades	Jan. 1, 2018	
80336		Longitudinal Joint and Crack Patching	April 1, 2014	April 1, 2016
* 80393	125	X Manholes, Valve Vaults, and Flat Slab Tops	Jan. 1, 2018	Jan. 1, 2019
80400		Mast Arm Assembly and Pole	Aug. 1, 2018	
80045		Material Transfer Device	June 15, 1999	Aug. 1, 2014
80394	127	X Metal Flared End Section for Pipe Culverts	Jan. 1, 2018	April 1, 2018
80165		Moisture Cured Urethane Paint System	Nov. 1, 2006	Jan. 1, 2010
80349		Pavement Marking Blackout Tape	Nov. 1, 2014	April 1, 2016
80371		Pavement Marking Removal	July 1, 2016	
80390	128	X Payments to Subcontractors	Nov. 2, 2017	
80389	129	X Portland Cement Concrete	Nov. 1, 2017	
80359	130	X Portland Cement Concrete Bridge Deck Curing	April 1, 2015	Nov. 1, 2017
80401		Portland Cement Concrete Pavement Connector for Bridge Approach Slab	Aug. 1, 2018	

<u>File Name</u>	<u>Pg.</u>	<u>Special Provision Title</u>	<u>Effective</u>	<u>Revised</u>
80300		Preformed Plastic Pavement Marking Type D - Inlaid	April 1, 2012	April 1, 2016
80328	132	X Progress Payments	Nov. 2, 2013	
34261		Railroad Protective Liability Insurance	Dec. 1, 1986	Jan. 1, 2006
80157		Railroad Protective Liability Insurance (5 and 10)	Jan. 1, 2006	
* 80306		Reclaimed Asphalt Pavement (RAP) and Reclaimed Asphalt Shingles (RAS)	Nov. 1, 2012	Jan. 1, 2019
* 80407	133	X Removal and Disposal of Regulated Substances	Jan. 1, 2019	
80395		Sloped Metal End Section for Pipe Culverts	Jan. 1, 2018	
80340		Speed Display Trailer	April 2, 2014	Jan. 1, 2017
80127	145	X Steel Cost Adjustment	April 2, 2014	Aug. 1, 2017
* 80408	148	X Steel Plate Beam Guardrail Manufacturing	Jan. 1, 2019	
80397	149	X Subcontractor and DBE Payment Reporting	April 2, 2018	
80391	150	X Subcontractor Mobilization Payments	Nov. 2, 2017	
80317		Surface Testing of Hot-Mix Asphalt Overlays	Jan. 1, 2013	April 1, 2016
80298		Temporary Pavement Marking	April 1, 2012	April 1, 2017
20338		Training Special Provision	Oct. 15, 1975	
80403	151	X Traffic Barrier Terminal, Type 1 Special	Nov. 1, 2018	
* 80409	152	X Traffic Control Devices – Cones	Jan. 1, 2019	
* 80410		Traffic Spotters	Jan. 1, 2019	
80318		Traversable Pipe Grate for Concrete End Sections	Jan. 1, 2013	Jan. 1, 2018
80288	153	X Warm Mix Asphalt	Jan. 1, 2012	April 1, 2016
80302	155	X Weekly DBE Trucking Reports	June 2, 2012	April 2, 2015
80071		Working Days	Jan. 1, 2002	

The following special provisions are in the 2019 Supplemental Specifications and Recurring Special Provisions.

<u>File Name</u>	<u>Special Provision Title</u>	<u>New Location</u>	<u>Effective</u>	<u>Revised</u>
80382	Adjusting Frames and Grates	Articles 602.02(s) and (t), 1043.04, and 1043.05	April 1, 2017	
80366	Butt Joints	Article 406.08(c)	July 1, 2016	
80386	Calcium Aluminate Cement for Class PP-5 Concrete Patching	Article 1001.01(e)	Nov. 1, 2017	
80396	Class A and B Patching	Articles 442.06(a)(1) and (2)	Jan. 1, 2018	Nov. 1, 2018
80377	Portable Changeable Message Signs	Articles 701.20(h) and 1106.02(i)	Nov. 1, 2016	April 1, 2017
80385	Portland Cement Concrete Sidewalk	Article 424.12	Aug. 1, 2017	

GUIDE BRIDGE SPECIAL PROVISION INDEX/CHECK SHEET

Effective as of the: June 15, 2018 Letting

Pg #	√	File Name	Title	Effective	Revised
		GBSP 4	Polymer Modified Portland Cement Mortar	June 7, 1994	Apr 1, 2016
		GBSP 12	Drainage System	June 10, 1994	Jun 24, 2015
		GBSP 13	High-Load Multi-Rotational Bearings	Oct 13, 1988	Apr 1, 2016
		GBSP 14	Jack and Remove Existing Bearings	April 20, 1994	April 13, 2018
		GBSP 15	Three Sided Precast Concrete Structure	July 12, 1994	Dec 21, 2016
		GBSP 16	Jacking Existing Superstructure	Jan 11, 1993	April 13, 2018
		GBSP 17	Bonded Preformed Joint Seal	July 12, 1994	Jan 1, 2007
		GBSP 18	Modular Expansion Joint	May 19, 1994	Dec 29, 2014
		GBSP 21	Cleaning and Painting Contact Surface Areas of Existing Steel Structures	June 30, 2003	April 13, 2018
		GBSP 25	Cleaning and Painting Existing Steel Structures	Oct 2, 2001	Apr 22, 2016
		GBSP 26	Containment and Disposal of Lead Paint Cleaning Residues	Oct 2, 2001	Apr 22, 2016
		GBSP 28	Deck Slab Repair	May 15, 1995	April 13, 2018
		GBSP 29	Bridge Deck Microsilica Concrete Overlay	May 15, 1995	Oct 20, 2017
		GBSP 30	Bridge Deck Latex Concrete Overlay	May 15, 1995	Oct 20, 2017
		GBSP 31	Bridge Deck High-Reactivity Metakaolin (HRM) Conc Overlay	Jan 21, 2000	Oct 20, 2017
		GBSP 33	Pedestrian Truss Superstructure	Jan 13, 1998	Dec 29, 2014
156	X	GBSP 34	Concrete Wearing Surface	June 23, 1994	Oct 4, 2016
		GBSP 35	Silicone Bridge Joint Sealer	Aug 1, 1995	Oct 15, 2011
		GBSP 45	Bridge Deck Thin Polymer Overlay	May 7, 1997	Feb 6, 2013
158	X	GBSP 51	Pipe Underdrain for Structures	May 17, 2000	Jan 22, 2010
		GBSP 53	Structural Repair of Concrete	Mar 15, 2006	Apr 1, 2016
		GBSP 55	Erection of Curved Steel Structures	June 1, 2007	
		GBSP 56	Setting Piles in Rock	Nov 14, 1996	Apr 1, 2016
		GBSP 59	Diamond Grinding and Surface Testing Bridge Sections	Dec 6, 2004	Mar 29, 2017
		GBSP 60	Containment and Disposal of Non-Lead Paint Cleaning Residues	Nov 25, 2004	Apr 22, 2016
		GBSP 61	Slipform Parapet	June 1, 2007	Apr 22, 2016
		GBSP 67	Structural Assessment Reports for Contractor's Means and Methods	Mar 6, 2009	Oct 5, 2015
		GBSP 71	Aggregate Column Ground Improvement	Jan 15, 2009	Oct 15, 2011
		GBSP 72	Bridge Deck Fly Ash or GGBF Slag Concrete Overlay	Jan 18, 2011	Oct 20, 2017
		GBSP 75	Bond Breaker for Prestressed Concrete Bulb-T Beams	April 19, 2012	
		GBSP 77	Weep Hole Drains for Abutments, Wingwalls, Retaining Walls And Culverts	April 19, 2012	Oct 22, 2013
		GBSP 78	Bridge Deck Construction	Oct 22, 2013	Dec 21, 2016
		GBSP 79	Bridge Deck Grooving (Longitudinal)	Dec 29, 2014	Mar 29, 2017
		GBSP 81	Membrane Waterproofing for Buried Structures	Oct 4, 2016	April 13, 2018
		GBSP 82	Metallizing of Structural Steel	Oct 4, 2016	Oct 20, 2017
		GBSP 83	Hot Dip Galvanizing for Structural Steel	Oct 4, 2016	Oct 20, 2017
		GBSP 85	Micropiles	Apr 19, 1996	Oct 5, 2015
		GBSP 86	Drilled Shafts	Oct 5, 2015	Oct 4, 2016
		GBSP 87	Lightweight Cellular Concrete Fill	Nov 11, 2011	Apr 1, 2016
		GBSP 88	Corrugated Structural Plate Structures	Apr 22, 2016	April 13, 2018
		GBSP 89	Preformed Pavement Joint Seal	Oct 4, 2016	
		GBSP 90	Three Sided Precast Concrete Structure (Special)	Dec 21, 2016	April 13, 2018
		GBSP 91	Crosshole Sonic Logging Testing of Drilled Shafts	Apr 20, 2016	
		GBSP 92	Thermal Integrity Profile Testing of Drilled Shafts	Apr 20, 2016	

Pg #	√	File Name	Title	Effective	Revised
		GBSP 93	Preformed Bridge Joint Seal	Dec 21, 2016	April 13, 2018
		GBSP 94	Warranty for Cleaning and Painting Steel Structures	Mar 3, 2000	Nov 24, 2004
		GBSP 95	Bituminous Coated Aggregate Slopewall	Mar 21, 1997	Mar 19, 2018

LIST ANY ADDITIONAL SPECIAL PROVISIONS BELOW

The following Guide Bridge Special Provisions have been incorporated into the 2016 Standard Specifications:

File Name	Title	Std Spec Location
GBSP32	Temporary Sheet Piling	522
GBSP38	Mechanically Stabilized Earth Retaining Walls	522
GBSP42	Drilled Soldier Pile Retaining Wall	522
GBSP43	Driven Soldier Pile Retaining Wall	522
GBSP44	Temporary Soil Retention System	522
GBSP46	Geotextile Retaining Walls	522
GBSP57	Temporary Mechanically Stabilized Earth Retaining Walls	522
GBSP62	Concrete Deck Beams	504
GBSP64	Segmental Concrete Block Wall	522
GBSP65	Precast Modular Retaining Wall	522
GBSP73	Cofferdams	2017 Supp
GBSP74	Permanent Steel Sheet Piling (LRFD)	522
GBSP76	Granular Backfill for Structures	2017 Supp
GBSP80	Fabric Reinforced Elastomeric	1028
GBSP84	Precast, Prestressed Concrete Beams	2017 Supp

The following Guide Bridge Special Provisions have been discontinued or have been superseded:

File Name	Title	Disposition:
GBSP70	Braced Excavation	Use TSRS per Sec 522
GBSP95	Bridge Deck Concrete Sealer	Use July 1, 2012 version for Repair projects only

GBSP 91 & 92 – Bridge Office to issue ABD Memo regarding usage. Shaft needs to be 42”

GBSP 93 – Maintenance / Replacing existing joint seal

GBSP 94 – Optional; should be complete removal and replacement of paint for the entire structure

GBSP 95 – To be used with GBSP 59 & GBSP 79

STATE OF ILLINOIS
SPECIAL PROVISIONS

The following Special Provisions supplement the "Standard Specifications for Road and Bridge Construction", adopted April 1, 2016, the latest edition of the "Manual on Uniform Traffic Control Devices for Streets and Highways" and the "Manual of Test Procedures for Materials" in effect on the date of invitation for bids, and the "Supplemental Specifications and Recurring Special Provisions" indicated on the Check Sheet included herein which apply to and govern the construction of Contract No. 61F31, Section 15-01127-01-BR, Project W8B2(838), Job No. C-91-390-15 and in case of conflict with any part, or parts, of said Specifications, the said Special Provisions shall take precedence and shall govern.

LOCATION OF PROJECT

The project is located along the centerline of Rural Street over Indian Creek, northeast of the City of Aurora, Aurora Township, Kane County. The net and gross length of the improvement is 247 feet (0.047 mile).

DESCRIPTION OF PROJECT

This work consists of removing and replacing the existing bridge with a new, three-span structure consisting of 17-inch PCC deck beams (superstructure) supported on solid wall encased pile bent piers and spill-thru type abutments with concrete wing walls, five-inch concrete wearing surface and concrete approach slabs. The approach pavements will be removed and reconstructed, which shall include embankments, HMA roadway and shoulder construction, guardrail and terminal installation, signing, landscaping, pavement marking, and all incidental and collateral work necessary to complete the project as shown on the plans and as described herein.

AVAILABLE REPORTS

No project specific reports were prepared.

When applicable, the following checked reports and record information is available for Bidders' reference upon request:

- Record structural plans
- Preliminary Site Investigation (PSI)
- Preliminary Environmental Site Assessment (PESA)
 - Prepared by WBK dated November 7, 2016
- Soils/Geotechnical Reports
 - Reports of Soils Exploration for the Bridge Replacement Rural Street over Indian Creek (By Testing Service Corporation) dated June 16, 2016
- Boring Logs (Included in referenced TSC Report)
- Pavement Cores (Included in referenced TSC Report)
- Location Drainage Study (LDS)
- Hydraulic Report
 - Prepared by WBK dated July 20, 2016
- Noise Analysis
- Other:

Those seeking these reports should request access from:

Juan Reyna, Highway Commissioner
Aurora Township Road District
630-892-0246
info@athd.org

COMPLETION DATE PLUS WORKING DAYS

Effective: September 30, 1985
Revised: January 1, 2007

Revise Article 108.05 (b) of the Standard Specifications as follows:

"When a completion date plus working days is specified, the Contractor shall complete all contract items and safely open all roadways to traffic by 11:59 PM on **August 31, 2019** except as specified herein. This work shall include final surface courses with guardrail and end treatments.

The Contractor will be allowed to complete all seeding operations, erosion control blanket for same, tree planting, remaining clean-up work and punch list items within **5** working days after the completion date for opening the roadway to traffic. Under extenuating circumstances, the Engineer may direct that certain items of work, not affecting the safe opening of the roadway to traffic, may be completed within the working days allowed for restoration, permanent striping, cleanup work and punch list items. Temporary lane closures for this work may be allowed at the discretion of the Engineer.

Article 108.09 or the Special Provision for "Failure to Complete the Work on Time", if included in this contract, shall apply to both the completion date and the number of working days.

HOURS OF WORK

The hour of work by directive of the Township are 7 a.m. through 7 p.m., Monday through Saturday. There will no work shall be allowed on Sunday or Holidays. Extended hours may be permitted as approved by the Engineer. In emergency situations or matters involving health and safety, the Engineer may require the Contractor to stop work and/or vacate the construction area.

LIST OF WORK ITEMS NOT PAID FOR SEPARATELY

The Contractor's attention is called to several specific work items as noted on the Contract Plans and Special Provisions and in addition to the lists in the Standard Specifications that will not be paid for separately. Below is a listing of these items and the pay item they are to be included within for general information only. The list is not intended to be all-inclusive and, therefore, the Contractor is responsible to perform all work according to the Plans, Special Provisions and the Standard Specifications.

CODED PAY ITEM	DESCRIPTION	INCLUDED ITEM
20200100	EARTH EXCAVATION	Earth Excavation will also include all aggregate base courses, aggregate sub-bases and aggregate surfaces, aggregate

		<p>shoulders and topsoil excavation.</p> <p>This item shall include the general cleaning and maintenance to maintain flow in existing ditches, culvert pipes and storm sewers</p>
20300100	CHANNEL EXCAVATION	Channel excavation shall include the excavation from the bottom of the revetment mat to the bottom of the Rip Rap subbase bedding.
25000210	SEEDING, CLASS 2A	This item will include the Nitrogen and Potassium fertilizers. Phosphorus is <u>not</u> required.
31101200	SUBBASE GRANULAR MATERIAL, TYPE B 4"	This item will include bituminous materials (prime coat)
40701831	HOT-MIX ASPHALT PAVEMENT (FULL-DEPTH), 7 1/2"	These items will include bituminous materials (tack coat)
48203027	HOT-MIX ASPHALT SHOULDERS, 7 1/2"	
42000070	PAVEMENT CONNECTOR (HMA) FOR BRIDGE APPROACH SLAB	
Z0066500	STABILIZED DRIVEWAYS 7"	
Z0066700	STABILIZED DRIVEWAYS 10"	
44000100	PAVEMENT REMOVAL	<p>This item will include all saw cuts required for total removal and butt joint construction.</p> <p>This item will not include aggregate base course removal. (See Earth Excavation)</p>

50100100	REMOVAL OF EXISTING STRUCTURES	This item will include the preparation of the Demolition Plan.
550B0070	STORM SEWERS, CLASS B, TYPE 1 15"	This item will include trench backfill in accordance with Section 208 of the Standard Specifications.
63100075	TRAFFIC BARRIER TERMINAL, TYPE 5A	This item will include constructing the "Leave-out" required per Std. 630001 for post in paved shoulders
63100167	TRAFFIC BARRIER TERMINAL, TYPE 1 (SPECIAL) TANGENT	This item will include constructing the "Leave-out" required per Std. 630001 for post in paved shoulders
X0324079	EXISTING FIELD TILE REMOVAL	This item will include trench backfill in accordance with Section 208 of the Standard Specifications.
X6311205	TRAFFIC BARRIER TERMINAL, TYPE 5A (SPECIAL)	This item will include constructing the "Leave-out" required per Std. 630001 for post in paved shoulders
X6330725	STEEL PLATE BEAM GUARDRAIL (SHORT RADIUS)	This item will include constructing the "Leave-out" required by Special Provision for wood post in paved shoulders

DIVISION 200

DEWATERING AND DIVERSION

Description: This work shall consist of furnishing all labor, tools, equipment, and materials to install, maintain, operate and remove all necessary diversions and dewatering systems to divert, remove water from the channel or designed to control sediment discharge in dewatering applications where water is being pumped for the construction of the proposed bridge, removal of the existing abutments, wings, pier and footings, removal of the existing revetment mat, stone rip rap channel lining and other work associated with the construction of the proposed bridge structure to ensure that work can be completed in the dry or in manageable conditions as approved by the Engineer.

For the purposes of this item diversion structure will mean a “diversion system” for isolation of the in-stream work area using a diversion system constructed of non-erodible materials such as steel sheets, aqua barriers, rip rap and geotextile liner or other material approved by the Engineer. Earthen cofferdams will not be permitted.

This item will also include constructing a dewatering filtering system consisting of filtration or sediment bags for collecting sediment from pumping operations within the coffered area and sump pits. Construction waters will include, but not be limited to, all waters generated from the removal of the bridge pier, channel grading, riprap placement, proposed drainage systems and aggregate base construction.

Prior to performing any in-stream work associated with the project, the Contractor shall identify the proposed dewatering and/or diversion/isolation method to be used and obtain approval from Kane DuPage Soil and Water Conservation District (KDSWCD) and Engineer prior to starting work. In-stream work shall take place only during low flow conditions unless otherwise allowed by the Kane DuPage Soil and Water Conservation District and Engineer. Concentrated flow shall be isolated from the work area. Dewatering shall comply with all requirements contained in the Storm Water Pollution Prevention Plan (SWPPP) contained in the plans.

The Contractor is ultimately responsible for the choice of the materials, product(s) and equipment; for the subsequent removal of the diversion structure(s) and dewatering systems and their safety and for conformity with local codes, regulations, and these Specifications, as well as “means and methods” for the Site Dewatering and Diversion Work to be performed. The Contractor’s “means and methods” are subject to the review of the County and Kane-DuPage Soil and Water Conservation District. All products and “means and methods” selected shall be adequate for the intended use/application within the construction limits represented on the plans. The Kane-DuPage Soil and Water Conservation District’s and Engineer’s review does not relieve the Contractor from compliance with the requirements of the Drawings, Standard Specifications, and the requirements of this special provision.

Submittal:

The Contractor shall submit for review to the Engineer for coordination with the Kane-DuPage Soil and Water Conservation District a description of the diversion system, dewatering techniques and equipment to be used, together with detailed drawings showing items such as, but not limited, to the location of the diversion structures by stage, type of pumps, pump size, lengths and sizes

of discharge piping and points(s) of discharge including erosion control procedures. The approved site dewatering and diversion plan(s) shall become part of the SWPPP prior to implementation. Changes to the site dewatering and/or diversion plan(s) will need to be approved by the Engineer and the Kane DuPage Soil and Water Conservation District. The Agency review of dewatering techniques and equipment shall in no way be construed as creating any obligation on the part of County for same.

Dewatering and Filter Bag Material:

The material for the filtration bag shall meet the requirements of the material specification in Table 2, below for Class I with a minimum tensile strength of 180 lbs. The filtration bag shall be sized per manufacturer recommendations and based on the size of the pump. The pump shall be sized to be used with the filtration bag.

TABLE 2. REQUIREMENTS FOR NONWOVEN GEOTEXTILES

Property	Test method	Class I	Class II	Class III	Class IV ^{3/}
Tensile strength (lb) ^{1/}	ASTM D 4632 grab test	180 minimum	120 minimum	90 minimum	115 minimum
Elongation at failure (%) ^{1/}	ASTM D 4632	≥ 50	≥ 50	≥ 50	≥ 50
Puncture (pounds)	ASTM D 4833	80 minimum	60 minimum	40 minimum	40 minimum
Ultraviolet light (% residual tensile strength)	ASTM D 4355 150-hr exposure	70 minimum	70 minimum	70 minimum	70 minimum
Apparent opening size (AOS)	ASTM D 4751	As specified max. #40 ^{2/}	As specified max. #40 ^{2/}	As specified max. #40 ^{2/}	As specified max. #40 ^{2/}
Permittivity sec ⁻¹	ASTM D 4491	0.70 minimum	0.70 minimum	0.70 minimum	0.10 minimum

1/ Minimum average roll value (weakest principal direction).

2/ U.S. standard sieve size.

3/ Heat-bonded or resin-bonded geotextile may be used for classes III and IV. They are particularly well suited to class IV. Needle-punched geotextiles are required for all other classes.

Operation and Maintenance: The frequency of inspections shall depend on the dewatering method, amount of discharge, potential damage, and quality of the receiving bodies of water. The frequency of inspections and specific tasks shall be identified.

1. The filtration bag must be placed on level ground with secondary containment provided to prevent sediment from accumulating on the bare ground and to protect the surrounding area in case the bag bursts or is no longer effective.
2. The Contractor shall provide certification or documentation that the bag meets the specification for materials and is suitable for the pump that it will be used with.

3. Inspections shall be conducted to ensure proper operation and compliance with any permits or water quality standards.
4. Accumulated sediment shall be removed from the flow area and temporary diversions shall be repaired, as required.
5. Outlet areas shall be checked and repairs shall be made in a timely manner, as needed.
6. Pump outlets shall be inspected for erosion and sumps shall be inspected for accumulated sediment. Sediment shall be removed as required.
7. Dewatering bags shall be removed and replaced when half full of sediment or when the pump discharge has reduced to an impractical rate.
8. If the receiving area is showing any signs of cloudy water, erosion, or sediment accumulation, discharges shall be stopped immediately once safety and property damage concerns have been addressed.
9. Sediment shall be disposed in accordance with all applicable laws and regulations.

The Contractor shall select the pumps he/she desires to use and the rate at which the pumps discharge, but adequate protection at the pump discharge shall be provided by the Contractor and will be subject to review by the Engineer and the Kane-DuPage Soil and Water Conservation District. The Contractor shall ensure that downstream water quality and further erosion will not be impaired.

Water pumped or drained from the work required for this Contract shall be disposed of in a safe and suitable manner without damage to adjacent property, streets or to other work under construction. Water shall not be discharged onto roadways without adequate protection of the surface at the point of discharge. Water shall not be discharged into sanitary sewers. Water containing settleable solids shall not be discharged without treatment to meet the requirements of the USACE 404 Permit and the KDSWCD requirements. Any and all damages caused by dewatering and/or diversion operations will be promptly repaired by the Contractor. Conditions and deficiency deductions as specified in Article 105.03(a) of the Standard Specifications shall apply. The Contractor is responsible for providing any and all labor, materials and equipment for the dewatering and/or diversion of waters in order to meet the scheduled completion of the project.

Removal of Diversion and Dewatering Facilities - The temporary diversion structure(s) and dewatering filtering system shall be removed after it has served its purpose and as directed by the Engineer. The dewatering areas shall be graded, stabilized and permanently restored with appropriate erosion control practices and as shown on the plans. The dewatering sites after removal shall not create any obstruction of the flow of water or any other interference with the operation of or access to the permanent works.

Basis of Payment: This work required for construction of dewatering systems and dewatering operations will not be measured separately for payment but shall be INCLUDED in the cost of the bridge.

This item will include work shall include diversion system(s) (ie: cofferdams, barrier wall, etc), filter fabric, piping, pumping, foundation preparation, framing and supports, dewatering filtering system consisting of filtration or sediment bags, installation, maintenance, removal of systems and all labor, material, and equipment required to perform the work described herein and as specified on

the plans. This item will also include all excavation and backfilling for the placement of the diversion system.

EARTH EXCAVATION

This item shall be completed in accordance with the applicable portions of Section 202 of the Standard Specifications with the following general additions. This work shall include removal of all earth material shown on the cross sections or as directed by the Engineer. Earth Excavation will also include all aggregate base courses, aggregate sub-bases and aggregate surfaces and shoulders and topsoil excavation. Earth excavation will not include the excavation of unsuitable materials, and removal items for existing bituminous and concrete pavements, driveways and shoulders.

For this project, it is the intention of this specification to pay for the handling of earthwork material only once, regardless of staging or Contractor's operations. The Contractor shall be responsible for his earthwork operations for excavating and stockpile excavated materials for re-handling at a later date. This applies to all excavated material to be used in embankments, shoulders or as topsoil re-spread.

Temporary earth stockpiles will not be allowed on the adjacent properties without the permission of the owner and approval of the Engineer. It will be the contractor's responsibility to acquire permission from the appropriate owner prior to stock piling any materials on those properties. The contractor will provide the Engineer with a written statement from the property owner stating said permission has been granted. This work will be considered part of the contract. As such, if the Contractor chooses to do this work as part of the close out or punch list work, contract days will continue to be counted until all stockpiles are removed and all disturbed areas are restored to at least to their original condition.

A shrinkage Factor of 15% was used for this Project.

Overhaul will not be paid for separately but shall be INCLUDED in the unit price per Cubic Yard for EARTH EXCAVATION.

EROSION CONTROL BLANKET

This Special Provision revises Section 251 of the Standard Specifications for Road and Bridge Construction to eliminate the use of Excelsior Blanket for Erosion Control Blanket. This work shall consist of furnishing, transporting, and placing 100 % biodegradable erosion control blanket over seeded areas as detailed on the plans, according to Section 251 except as modified herein.

Delete Article 1081.10(a) Excelsior Blanket.

Delete the first paragraph of Article 1081.10 (b) Knitted Straw Mat and substitute the following:

Knitted Straw Mat. Knitted straw mat shall be a machine-produced mat of 100% clean, weed free agricultural straw. The straw shall be evenly distributed throughout the

blanket to a loose thickness of approximately 1/2 in. (13 mm) with a permissible variation of $\pm 1/8$ in. (± 3 mm). The blanket shall be covered on top and bottom sides with a 100% biodegradable woven natural organic fiber netting. No plastic netting will be allowed. The top netting shall consist of machine directional strands formed from two intertwined yarns with cross directional strands interwoven through the twisted machine strands to form an approximate 0.50 x 1.0 in. (1.27 x 2.54 cm) mesh. The blanket shall be sewn together on 1.50 inch (3.81 cm) centers with degradable thread. The blanket shall be manufactured with a colored thread stitched along both outer edges (approximately 2-5 inches (5-12.5cm) from the edge) as an overlap guide for adjacent mats.

Short-term photodegradable erosion control blanket will not be allowed.

Delete Article 1081.10(d) Wire Staples.

Add the following to Article 1081.10 (e) Wood Stakes:

Biodegradable plastic stakes will be allowed. The biodegradable plastic anchor shall be approximately 6 in (15.24 cm) in length. No metal wire stakes will be allowed.

EXPLORATION TRENCH, SPECIAL

Description. This work shall consist of constructing a trench for the purpose of locating existing utilities and utility services within the construction limits of the proposed improvement in accordance with Section 213 of the Standard Specifications and as directed by the Engineer.

Construction Requirements. The depths of the exploration trench will vary depending on the depths of the existing utilities. All trench backfill and pavement removal and replacement will be paid for separately.

Measurement and Payment. This work shall be paid for at the contract unit price per foot for EXPLORATION TRENCH, SPECIAL which the price shall include all excavation, equipment and any other necessary items to complete the work as specified herein.

INLET PROTECTION, SPECIAL

Description: This work shall consist of the furnishing, installation, cleaning, and removal of a filter system, consisting of a wooden stake and/or lathe framing and filter fabric to surround the turf inlet to collect waterborne silt and sediment and prevent it from entering the drainage system or exiting the construction area. The system shall be as detailed and at the locations shown on the plans or as directed by the Engineer.

Materials: The protection shall be constructed with silt filter fence, filter fabric, above grade inlet filters, or inlet filters meeting the requirements of Section 1081 of the Standard Specifications. Hay or straw bales will not be allowed.

Construction Requirements: The drainage filter system shall remain in place until final removal of the assembly is directed by the Engineer. The drainage filter system shall remain the property of the Contractor. Cleaning of the filter system is to be periodically performed as directed by the

Engineer, for the duration of the use of each filter system. The Engineer will be the sole judge of the need for cleaning, based on the rate that debris and silt is collected at each filter system location. Cleaning of the inlet filter shall consist of inspecting, cleaning (includes removal and proper disposal of debris and silt that has accumulated in the filter system), by vactoring, removing and dumping or any other method approved by the Engineer. Final removal of the assembly shall include the disposal of debris or silt that has accumulated in the filter system at the time of final removal. Periodic cleaning of the filter shall be included in the cost of the pay item.

Basis of Payment: This work shall be paid for at the contract unit price per Each for INLET PROTECTION, SPECIAL, which prices shall include, coordination with KDSWCD, general cleaning and removal of all construction debris as specified, general maintenance or reconstruct as necessary throughout the duration of use, and all material, labor, tools, equipment, disposal of surplus material, and incidentals necessary to complete this item of work. The Inlet Protection ,Special will be measured for payment only once per location for the entire project duration.

WASHOUT BASIN

Description: This item shall consist of constructing and maintaining a washout basin for concrete trucks and other construction vehicles. The washout basin will be as detailed on the plans.

The contractor shall provide a straw bale washout basin per the requirements shown in the detail for “Temporary Concrete Washout Facility – Straw Bale” in the erosion control plans. The straw bale washout basin is the minimum required by the Kane-DuPage Soil and Water Conservation District (KDSWCD). The contractor may request in writing to the Engineer to utilize alternate methods/designs for the washout basin. Any alternate will need to be approved by KDSWCD

Any washouts constructed that do not meet the requirements of the plans or applicable IDOT and/or Illinois Urban Manual (IUM) standards will not be allowed.

The Contractor will be required to illustrate the location of the washout basin utilizing the applicable erosion control sheet from the plan 1set and submit the location to Kane-DuPage Soil and Water Conservation District for approval.

Basis of Payment: This work shall be paid for at the contract unit price per Lump Sum for WASHOUT BASIN, which prices shall include, plan submittal and coordination with KDSWCD, general cleaning and removal of all construction debris when two-thirds full or as directed by the Engineer, general maintenance or reconstruct as necessary throughout the duration of use, and all material, labor, tools, equipment, disposal of surplus material, and incidentals necessary to complete this item of work. The washout basin will be measured for payment only once for the entire project duration.

If an alternate design for the washout basin has been submitted and approved for use in the project there shall be no additional compensation to the original unit bid price for Washout Basin.

DIVISION 400

REVETMENT MAT REMOVAL

Description: This work shall consist of furnishing the equipment, labor and material necessary to remove and dispose of the existing revetment mat along the creek bank at the locations shown in the plans and as directed by the Engineer.

This work shall be done in accordance with the applicable portions of Section 440 of the Standard Specifications.

The Contractors operation shall be completed in such a manner that no material will enter the creek.

Method of Measurement: The area of revetment mat to be paid for shall be the measured area in Square Yards of the visible surface. Buried toe-in or anchor portions of the mat will not be measured for payment.

Basis of Payment: This work will be paid for at the contract unit price per Square Yard for REVETMENT MAT REMOVAL which price shall include removal and disposal of all material, all labor, equipment and material necessary for the completion of the work.

SAW CUTTING

Description. This item refers to all locations where a saw cut is required for the removal of pavement, curb, gutter, medians, driveways, sidewalk, butt joints, patches or any other structure which are all one piece with no construction joints. This saw cut shall be made at the limits of construction or other areas as required to perform the proposed improvements shown on the plans. The saw cut shall be accomplished with a "pavement saw". Trenching type equipment will not be allowed for final saw cut at the limits of construction.

Basis of Payment. Saw cutting shall not be paid for separately but shall be considered INCLUDED in the unit contract price of the related removal item.

STABILIZED DRIVEWAYS

Description: This work shall consist of constructing hot-mix asphalt driveway pavement on a prepared aggregate base course in accordance with the applicable portions of Section 406 of the Standard Specifications at the locations shown on the plans.

Materials: The materials for this project shall be:

Commercial Entrance:

Mix	Design Thickness
Hot Mix Asphalt Binder Course, IL-19.0, N50	8"
Hot Mix Asphalt Surface Course, Mix "D", N50	2"
Bituminous Materials – Prime and Tack Coat	

Private Entrance:

Mix	Design Thickness
Hot Mix Asphalt Binder Course, IL-19.0, N50	5"
Hot Mix Asphalt Surface Course, Mix "D", N50	2"
Bituminous Materials – Prime and Tack Coat	

Basis of Payment: The hot-mix asphalt driveway pavement will be paid for at the contract unit price per Square Yard for STABILIZED DRIVEWAYS, of the depth specified, which shall include all labor, equipment and material necessary for the completion of the work.

Subbase granular material for base course will be measured separately for payment as SUBBASE GRANULAR MATERIAL, TYPE B 6".

TEMPORARY ACCESS

Description: The work shall consist of the construction and maintenance aggregate surface course for temporary access to private entrances and commercial entrances according to Section 402 of the Standard Specifications and as directed by the Engineer.

The aggregate surface course shall be constructed to the dimensions and grades specified below, except as modified by the plans or as directed by the Engineer. The use of existing onsite aggregate is permitted.

- (a) Private Entrance. The minimum width shall be twelve (12) feet. The minimum compacted thickness shall be 6 inch. The maximum grade shall be eight percent, except as required to match the existing grade.
- (b) Commercial Entrance. The minimum width shall be 20 feet. The minimum compacted thickness shall be 9 in. The maximum grade shall be six percent, except as required to match the existing grade.

Maintaining the temporary access shall include relocating and/or re-grading the aggregate surface course for any operation that may disturb or remove the temporary access. The same type and gradation of material used to construct the temporary access shall be used to maintain it. The Contractor shall maintain roadway access to the entrances. Maintaining roadway access will not be measured for payment.

When use of the temporary access is discontinued, the aggregate shall be removed and utilized in the permanent construction or disposed of according to Article 202.03.

Basis of Payment: Aggregate surface course for temporary access will be measured for payment as Each for each separate private entrance and commercial entrance constructed for the purpose of temporary access. Aggregate surface course for temporary access will be paid for at the contract unit price per Each for TEMPORARY ACCESS (PRIVATE ENTRANCE) or TEMPORARY ACCESS (COMMERCIAL ENTRANCE).

If a residential drive or commercial entrance is to be constructed under multiple stages, the aggregate needed to construct the second or subsequent stages will not be measured for payment but shall be included in the cost per each of the type specified.

Partial payment of the each amount bid for temporary access, of the type specified, will be paid according to the following schedule:

- (a) Upon construction of the temporary access, sixty (60) percent of the contract unit price per each, of the type constructed, will be paid.
- (b) Subject to the approval of the Engineer for the adequate maintenance and removal of the temporary access, the remaining forty percent of the pay item will be paid upon the permanent removal of the temporary access.

DIVISION 600

EXISTING FIELD TILE REMOVAL

Description: When existing field tile has been replaced or repair the abandoned portion of field tile shall be removed or crushed in accordance with applicable portions of Section 611. The trench cuts for the purposes of removing or crushing the tile shall be backfilled with aggregate backfill material according to Section 208 and compacted according to Article 550.07.

Basis of Payment: The work to remove or crush the existing drain tile and trench backfill will be paid for per FOOT for EXISTING FIELD TILE REMOVAL, which price shall include removal or crushing, aggregate trench backfill, compaction and all other materials, labor, tools, equipment and incidentals necessary to complete this item of work.

FENCE REMOVAL

Description: This work shall consist of removing wood fence, posts, hardware and foundations at locations shown on the plans. The material shall be disposed of off-site.

Method of Measurement: This work shall be measured on a per Foot basis measured horizontally from end post to end post.

Basis of Payment: This item shall be paid for at the contract unit price per Foot for FENCE REMOVAL, which price shall include all labor and materials necessary to complete the work as described herein and as shown on the plans.

SANITARY MANHOLES TO BE ADJUSTED

Description: This work shall consist of removing the existing frame and lid and provide a new frame and lid vertically adjusted to meet the proposed pavement elevations. The work shall be in accordance with Section 602 and 603 of the Standard Specifications insofar as applicable, the detail in the plans and the following provisions.

The existing frame and lid shall be removed and become the property of the contractor. The frame and lid shall be disposed of off-site.

Fox Metro Repair Permit: Prior to starting any work, the Contractor will need to coordinate with the Fox Metro Water Reclamation District to secure a "Repair Permit" to complete the work and for the inspection of the work by the District. The permit can be found on the District web site at:

<http://www.foxmetro.org/wp-content/uploads/2013/09/Repair-Permit-2017.pdf>

Construction Methods:

Adjustment

All sanitary sewer manholes shall be set in a double layer of butyl rope joint sealant, including all component parts, bottoms, barrels, adjusting rings and castings. The inside joints of manhole sections, adjusting rings, and frame shall not be mortared. The outside joints shall

be provided with a four (4) inch wide strip of butyl-resin sealant completely around each joint with vertical lap of one (1) inch and horizontal lap of six (6) inches.

If the adjustment requires a change in the existing manhole cone or barrel section the joint also be externally sealed with a *6" or **9" wide (min.) sealing band of rubber and mastic. The band shall have an outer layer of rubber or polyethylene with an under layer of rubberized mastic (with a protective film), meeting the requirements of ASTM C-877, **Type II or *Type III. A double layer of Butyl rope is required for new and rehabilitated manholes.

A maximum of eight (8) inches of adjusting rings (2 total rings) is allowed. The frame, chimney, and top "lip" of the cone section shall be required to be sealed with a chimney seal. If more than 8" (2 rings total) of rings are needed, a new barrel section will be required.

"Adaptor-Seal," "Infi-Shield," Canusa (Wrapid Seal), or Flexrib chimney seals shall be installed on all sanitary manholes to be adjusted.

Frame and Lid

Cast Iron manhole frame and lid shall have a concealed pickhole and water tight gasket. The frame and lid shall be extra heavy duty Neenah Foundry Model R-1712-B, East Jordan 1051-3 or Deeter Foundry 1235.

Basis of Payment: This work, as herein specified, will be paid for at the contract unit price per Each for SANITARY MANHOLES TO BE ADJUSTED, which price shall include the removal of the existing frame and lid, new frame and lid, vertical adjustment, chimney seal, external seal band, granular backfill, adjusting rings and sealers, permit submittal and any related permit fee(s) and related cost for District inspection, and all material, equipment and labor necessary to complete this work.

STEEL PLATE BEAM GUARDRAIL (SHORT RADIUS)

Description: This work shall consist of furnishing and installing Steel Plate Beam Guardrail, at the locations shown on the plan and in accordance with Section 630 of the Standard Specifications

Short Radius guardrail shall meet the requirements for Type A guardrail per Standard 630001 except wood post with no blocks shall be used through the radius. The number of post is detailed on the plans.

Wood post in paved the shoulder shall be have a "Leave-out for Post" consisting of a minimum 10" diameter circle unless otherwise approved by the Engineer. The circle shall be completed by a core drill. Hand chiseling will not be permitted.

Method of Measurement: This work will be measured for payment in accordance with Article 630.07 of the Standard Specifications.

Basis of Payment: This work will be paid for at the contract unit price per lineal Foot, for STEEL PLATE BEAM GUARDRAIL, (SHORT RADIUS), complete in place, accepted, which payment shall constitute full compensation for furnishing and installing the steel plate beam guardrail, post,

hardware as described herein. This work shall include the work necessary to set the post in the paved shoulder as detailed on Standard 630001.

TRAFFIC BARRIER TERMINAL, TYPE 5A (SPECIAL)

Description: This work shall consist of furnishing and installing a modified Type 5A Traffic Barrier Terminal to be used in conjunction with the Short Radius guardrails. These terminals shall be in accordance with Section 631 of the Standard Specifications and as detailed on the plans and applicable portions of IDOT Standard BLR 27-1.

Construction Methods: Steel post in paved the shoulder shall be have a “Leave-out for Post” as detailed on Standard 630001.

Method of Measurement: This work will be measured for payment in accordance with Article 631.12 of the Standard Specifications.

Basis of Payment: This work will be paid for at the contract unit price per lineal Each, for TRAFFIC BARRIER TERMINAL, TYPE 5A (SPECIAL), complete in place, accepted, which payment shall constitute full compensation for furnishing and installing the steel plate beam guardrail, post, hardware as described herein. This work shall include the work necessary to set the post in the paved shoulder as detailed on Standard 630001.

WOOD FENCE

Description: This item will consist of installing a new fortress style wooden fence with “dog-ear” planking along the property at the southeast corner of the bridge at the location and as detailed on the plans.

Material:

Wood Products: The Contractor shall verify the wood material type(s) used for the various parts of the existing fencing being removed and match the wood type for the proposed fencing. All product shall meet the applicable requirements of Section 641 of the Standard Specifications.

Concrete Footings. All post shall be set in concrete as detailed on the plans. The concrete shall Class SI in accordance with Section Post called out to be Section 1020 of the Standard Specifications.

Construction Requirements: All posts shall be placed in a hand or mechanically augured hole and the hole shall be backfilled with the specified materials. All post set in concrete shall be set at a minimum depth of 42 inches. These top of the concrete shall be ½ inch high than the existing ground elevation and coped to drain away from the post. Post, rails and planking lengths shall be as specified in the plans.

Submittals: The wooden post, rail and planking supplier shall submit shop drawings to the Engineer according to Article 105.04 of the Standard Specifications. No work or ordering of materials for the fence shall be done by the Contractor until the submittal has been approved in

TR189 (Rural Street)
Aurora Township Road District
Sec.15-01127-01-BR
Aurora Township
Contract No. 61F31

writing by the Engineer. The shop plans shall include all details, dimensions, quantities, and cross sections necessary to construct the fence.

Basis of Payment: The work will be paid for at the contract unit price per Foot for WOOD FENCE as detailed on the plans. The work includes furnishing and installing new posts, rails, concrete, aggregate backfill (if required), fasteners, hardware and all labor, tools, equipment and incidentals required to complete the work as specified.

DIVISION 700

CHANGEABLE MESSAGE SIGN

Description: The project will require that electronic changeable message signs be placed on the east and west end of the project to warn the public of the pending road construction and road closures. The message boards will be placed on Rural Road only and will need to be placed and set out for fourteen (14) days in advance of the anticipated first day of the road closure. The changeable message signs will remain in place after the first day of setup for twenty-eight (28) calendar days (total) to warn of the construction activities and closures. The contractor will coordinate with the Engineer on the exact placement of the message boards and the message that is to be displayed.

The message sign shall meet the requirement as specified in Section 701 of the Standard Specifications.

Method of Measurement. Message board(s) will be paid for per Calendar Day for each message sign utilized. Two (2) message boards are anticipated for this project.

Basis of Payment. The message boards will be paid for as CHANGEABLE MESSAGE SIGN per Calendar Day for each message sign utilized. There will be no additional compensation for periodically changing the message.

TEMPORARY INFORMATION SIGNING

Description: McHenry County requires that temporary information signing will be erected on the east and west side of the bridge to inform the public of the construction duration. The contractor will coordinate with the Engineer on the exact placement of the sign. The sign shall be in place for the entire duration of the contract or as directed by the Engineer. The temporary information sign shall be 68"x45" and have 6" black letters on an orange background and mounted a minimum of 7' above the existing ground line, or as detailed on the Detour Plan.

This work shall consist of furnishing, installing, maintaining, relocating for various states of construction, and eventually removing temporary informational signs. Included in this item may be ground mount signs, skid mount signs, truss mount signs, bridge mount signs, and overlay sign panels which cover portions of existing signs.

Materials: Materials shall be according to the following Articles of Section 1000- Materials:

Item	Article/Section
a. Sign Base (Notes 1 & 2)	1090
b. Sign Face (Note 3)	1091
c. Sign Legends	1092
d. Sign Supports	1093
e. Overlay Panels (Note 4)	1090.02

Note 1. The Contractor may use 5/8 inch instead of 3/4 inch thick plywood.

Note 2. Type A sheeting can be used on the plywood base.

- Note 3. All sign faces shall be Type A except all orange signs shall meet the requirements of Article 1106.01.
- Note 4. The overlay panels shall be 0.08 inch thick.

General Construction Requirements:

Message and Location: The contractor will coordinate with the Engineer on the exact placement of the temporary information signing and the message that is to be displayed on the sign.

Installation: The Contractor prior to fabrication shall verify the sign sizes and legend sizes.

Signs which are placed along the roadway and/or within the construction zone shall be installed according to the requirements of Article 701.14 and Article 720.04. The signs shall be 7 ft above the near edge of the pavement and shall be a minimum of 2 ft beyond the edge of the paved shoulder. A minimum of two (2) posts shall be used.

The Contractor shall place signs one (1) Week in advance of the start of any construction on each side of the project limits that will state construction starting here, the start date of construction and the number of months the construction is anticipated to last.

The attachment of temporary signs to existing sign structures or sign panels shall be approved by the Engineer. Any damage to the existing signs due to the Contractor's operations shall be repaired or signs replaced, as determined by the Engineer, at the Contractor's expense.

Basis of Payment: The signing, which includes post and mounting, will be paid as TEMPORARY INFORMATION SIGNING, per Square Feet for each sign erected, which shall be full compensation for all labor, equipment and materials required for performing the work as herein specified. All hardware, posts, or skids, supports, bases for ground-mounted signs, connections, which are required for mounting these signs, will be included. This item will also include removal of the sign(s), post and hardware at the conclusion of the project.

DISTRICT ONE SPECIAL PROVISIONS

AGGREGATE SUBGRADE IMPROVEMENT (D-1)

Effective: February 22, 2012

Revised: April 1, 2016

Add the following Section to the Standard Specifications:

“SECTION 303. AGGREGATE SUBGRADE IMPROVEMENT

303.01 Description. This work shall consist of constructing an aggregate subgrade improvement.

303.02 Materials. Materials shall be according to the following.

Item	Article/Section
(a) Coarse Aggregate	1004.07
(b) Reclaimed Asphalt Pavement (RAP) (Notes 1, 2 and 3)	1031

Note 1. Crushed RAP, from either full depth or single lift removal, may be mechanically blended with aggregate gradation CS 01 but shall not exceed 40 percent by weight of the total product. The top size of the Coarse RAP shall be less than 4 in. (100 mm) and well graded.

Note 2. RAP having 100 percent passing the 1 1/2 in (37.5 mm) sieve and being well graded, may be used as capping aggregate in the top 3 in. (75 mm) when aggregate gradation CS 01 is used in lower lifts. When RAP is blended with any of the coarse aggregates, the blending shall be done with mechanically calibrated feeders. The final product shall not contain more than 40 percent by weight of RAP.

Note 3. The RAP used for aggregate subgrade improvement shall be according to the current Bureau of Materials and Physical Research Policy Memorandum, “Reclaimed Asphalt Pavement (RAP) for Aggregate Applications”.

303.03 Equipment. The vibratory machine shall be according to Article 1101.01, or as approved by the Engineer. The calibration for the mechanical feeders shall have an accuracy of ± 2.0 percent of the actual quantity of material delivered.

303.04 Soil Preparation. The stability of the soil shall be according to the Department’s Subgrade Stability Manual for the aggregate thickness specified.

303.05 Placing Aggregate. The maximum nominal lift thickness of aggregate gradation CS 01 shall be 24 in. (600 mm).

303.06 Capping Aggregate. The top surface of the aggregate subgrade shall consist of a minimum 3 in. (75 mm) of aggregate gradations CA 06 or CA 10. When Reclaimed Asphalt Pavement (RAP) is used, it shall be crushed and screened where 100 percent is passing the

1 1/2 in. (37.5 mm) sieve and being well graded. RAP that has been fractionated to size will not be permitted for use in capping. Capping aggregate will not be required when the aggregate subgrade improvement is used as a cubic yard pay item for undercut applications. When RAP is blended with any of the coarse aggregates, the blending shall be done with mechanically calibrated feeders.

303.07 Compaction. All aggregate lifts shall be compacted to the satisfaction of the Engineer. If the moisture content of the material is such that compaction cannot be obtained, sufficient water shall be added so that satisfactory compaction can be obtained.

303.08 Finishing and Maintenance of Aggregate Subgrade Improvement. The aggregate subgrade improvement shall be finished to the lines, grades, and cross sections shown on the plans, or as directed by the Engineer. The aggregate subgrade improvement shall be maintained in a smooth and compacted condition.

303.09 Method of Measurement. This work will be measured for payment according to Article 311.08.

303.10 Basis of Payment. This work will be paid for at the contract unit price per cubic yard (cubic meter) for AGGREGATE SUBGRADE IMPROVEMENT or at the contract unit price per square yard (square meter) for AGGREGATE SUBGRADE IMPROVEMENT, of the thickness specified.

Add the following to Section 1004 of the Standard Specifications:

“1004.07 Coarse Aggregate for Aggregate Subgrade Improvement. The aggregate shall be according to Article 1004.01 and the following.

- (a) Description. The coarse aggregate shall be crushed gravel, crushed stone, or crushed concrete. The top 12 inches of the aggregate subgrade improvement shall be 3 inches of capping material and 9 inches of crushed gravel, crushed stone or crushed concrete. In applications where greater than 36 inches of subgrade material is required, rounded gravel, meeting the CS01 gradation, may be used beginning at a depth of 12 inches below the bottom of pavement.
- (b) Quality. The coarse aggregate shall consist of sound durable particles reasonably free of deleterious materials. Non-mechanically blended RAP may be allowed up to a maximum of 5.0 percent.

(c) Gradation.

- (1) The coarse aggregate gradation for total subgrade thicknesses of 12 in. (300 mm) or greater shall be CS 01.

COARSE AGGREGATE SUBGRADE GRADATIONS					
Grad No.	Sieve Size and Percent Passing				
	8"	6"	4"	2"	#4
CS 01	100	97 ± 3	90 ± 10	45 ± 25	20 ± 20

COARSE AGGREGATE SUBGRADE GRADATIONS (Metric)					
Grad No.	Sieve Size and Percent Passing				
	200 mm	150 mm	100 mm	50 mm	4.75 mm
CS 01	100	97 ± 3	90 ± 10	45 ± 25	20 ± 20

- (2) The 3 in. (75 mm) capping aggregate shall be gradation CA 6 or CA 10.

ADJUSTMENTS AND RECONSTRUCTIONS (D-1)

Effective: March 15, 2011

Revise the first paragraph of Article 602.04 to read:

“602.04 Concrete. Cast-in-place concrete for structures shall be constructed of Class SI concrete according to the applicable portions of Section 503. Cast-in-place concrete for pavement patching around adjustments and reconstructions shall be constructed of Class PP-1 concrete, unless otherwise noted in the plans, according to the applicable portions of Section 1020.”

Revise the third, fourth and fifth sentences of the second paragraph of Article 602.11(c) to read:

“Castings shall be set to the finished pavement elevation so that no subsequent adjustment will be necessary, and the space around the casting shall be filled with Class PP-1 concrete, unless otherwise noted in the plans, to the elevation of the surface of the base course or binder course. HMA surface or binder course material shall not be allowed. The pavement may be opened to traffic according to Article 701.17(e)(3)b.”

Revise Article 603.05 to read:

“603.05 Replacement of Existing Flexible Pavement. After the castings have been adjusted, the surrounding space shall be filled with Class PP-1 concrete, unless otherwise noted in the plans, to the elevation of the surface of the base course or binder course. HMA surface or binder course material shall not be allowed. The pavement may be opened to traffic according to Article 701.17(e)(3)b.”

Revise Article 603.06 to read:

“603.06 Replacement of Existing Rigid Pavement. After the castings have been adjusted, the pavement and HMA that was removed, shall be replaced with Class PP-1 concrete, unless otherwise noted in the plans, not less than 9 in. (225 mm) thick. The pavement may be opened to traffic according to Article 701.17(e)(3)b.

The surface of the Class PP concrete shall be constructed flush with the adjacent surface.”

Revise the first sentence of Article 603.07 to read:

“603.07 Protection Under Traffic. After the casting has been adjusted and the Class PP concrete has been placed, the work shall be protected by a barricade and two lights according to Article 701.17(e)(3)b.”

COARSE AGGREGATE FOR BACKFILL, TRENCH BACKFILL AND BEDDING (D-1)

Effective: November 1, 2011

Revised: November 1, 2013

This work shall be according to Section 1004.05 of the Standard Specifications except for the following:

Reclaimed Asphalt Pavement (RAP) maybe blended with gravel, crushed gravel, crushed stone crushed concrete, crushed slag, chats, crushed sand stone or wet bottom boiler slag. The RAP used shall be according to the current Bureau of Materials and Physical Research Policy Memorandum, "Reclaimed Asphalt Pavement (RAP) for Aggregate Applications". The RAP shall be uniformly graded and shall pass the 1.0 in. (25 mm) screen. When RAP is blended with any of the coarse aggregate listed above, the blending shall be done mechanically with calibrated feeders. The feeders shall have an accuracy of ± 2.0 percent of the actual quantity of material delivered. The final blended product shall not contain more than 40 percent by weight RAP.

The coarse aggregate listed above shall meet CA 6 and CA 10 gradations prior to being blended with the processed and uniformly graded RAP. Gradation deleterious count shall not exceed 10% of total RAP and 5% of other by total weight.

FRICTION AGGREGATE (D-1)

Effective: January 1, 2011

Revised: April 29, 2016

Revise Article 1004.03(a) of the Standard Specifications to read:

1004.03 Coarse Aggregate for Hot-Mix Asphalt (HMA). The aggregate shall be according to Article 1004.01 and the following.

(a) Description. The coarse aggregate for HMA shall be according to the following table.

Use	Mixture	Aggregates Allowed
Class A	Seal or Cover	<u>Allowed Alone or in Combination</u> ^{5/} : Gravel Crushed Gravel Carbonate Crushed Stone Crystalline Crushed Stone Crushed Sandstone Crushed Slag (ACBF) Crushed Steel Slag Crushed Concrete
HMA Low ESAL	Stabilized Subbase Shoulders	or <u>Allowed Alone or in Combination</u> ^{5/} : Gravel Crushed Gravel Carbonate Crushed Stone Crystalline Crushed Stone Crushed Sandstone Crushed Slag (ACBF) Crushed Steel Slag ^{1/} Crushed Concrete
HMA High ESAL Low ESAL	Binder IL-19.0 or IL-19.0L SMA Binder	<u>Allowed Alone or in Combination</u> ^{5/ 6/} : Crushed Gravel Carbonate Crushed Stone ^{2/} Crystalline Crushed Stone Crushed Sandstone Crushed Slag (ACBF) Crushed Concrete ^{3/}

Use	Mixture	Aggregates Allowed	
HMA High ESAL Low ESAL	C Surface and Leveling Binder IL-9.5 or IL-9.5L SMA Ndesign 50 Surface	<u>Allowed Alone or in Combination</u> ^{5/} : Crushed Gravel Carbonate Crushed Stone ^{2/} Crystalline Crushed Stone Crushed Sandstone Crushed Slag (ACBF) Crushed Steel Slag ^{4/} Crushed Concrete ^{3/}	
		HMA High ESAL	
D Surface and Leveling Binder IL-9.5 SMA Ndesign 50 Surface		<u>Allowed Alone or in Combination</u> ^{5/} : Crushed Gravel Carbonate Crushed Stone (other than Limestone) ^{2/} Crystalline Crushed Stone Crushed Sandstone Crushed Slag (ACBF) Crushed Steel Slag ^{4/} Crushed Concrete ^{3/}	
		<u>Other Combinations Allowed:</u>	
		<i>Up to...</i>	<i>With...</i>
		25% Limestone	Dolomite
		50% Limestone	Any Mixture D aggregate other than Dolomite
		75% Limestone	Crushed Slag (ACBF) or Crushed Sandstone
HMA High ESAL	E Surface IL-9.5 SMA Ndesign 80 Surface	<u>Allowed Alone or in Combination</u> ^{5/ 6/} : Crystalline Crushed Stone Crushed Sandstone Crushed Slag (ACBF) Crushed Steel Slag No Limestone.	
		<u>Other Combinations Allowed:</u>	
		<i>Up to...</i>	<i>With...</i>

Use	Mixture	Aggregates Allowed	
		50% Dolomite ^{2/}	Any Mixture E aggregate
		75% Dolomite ^{2/}	Crushed Sandstone, Crushed Slag (ACBF), Crushed Steel Slag, or Crystalline Crushed Stone
		75% Crushed Gravel ^{2/} or Crushed Concrete ^{3/}	Crushed Sandstone, Crystalline Crushed Stone, Crushed Slag (ACBF), or Crushed Steel Slag
HMA High ESAL	F Surface IL-9.5 SMA Ndesign 80 Surface	<u>Allowed Alone or in Combination</u> ^{5/ 6/} :	
		Crystalline Crushed Stone Crushed Sandstone Crushed Slag (ACBF) Crushed Steel Slag No Limestone.	
		<u>Other Combinations Allowed:</u>	
		<i>Up to...</i>	<i>With...</i>
		50% Crushed Gravel ^{2/} , Crushed Concrete ^{3/} , or Dolomite ^{2/}	Crushed Sandstone, Crushed Slag (ACBF), Crushed Steel Slag, or Crystalline Crushed Stone

- 1/ Crushed steel slag allowed in shoulder surface only.
- 2/ Carbonate crushed stone (limestone) and/or crushed gravel shall not be used in SMA Ndesign 80. In SMA Ndesign 50, carbonate crushed stone shall not be blended with any of the other aggregates allowed alone in Ndesign 50 SMA binder or Ndesign 50 SMA surface.
- 3/ Crushed concrete will not be permitted in SMA mixes.
- 4/ Crushed steel slag shall not be used as leveling binder.
- 5/ When combinations of aggregates are used, the blend percent measurements shall be by volume.”
- 6/ Combining different types of aggregate will not be permitted in SMA Ndesign 80.”

GROUND TIRE RUBBER (GTR) MODIFIED ASPHALT BINDER (D-1)

Effective: June 26, 2006
Revised: April 1, 2016

Add the following to the end of article 1032.05 of the Standard Specifications:

“(c) Ground Tire Rubber (GTR) Modified Asphalt Binder. A quantity of 10.0 to 14.0 percent GTR (Note 1) shall be blended by dry unit weight with a PG 64-28 to make a GTR 70-28 or a PG 58-28 to make a GTR 64-28. The base PG 64-28 and PG 58-28 asphalt binders shall meet the requirements of Article 1032.05(a). Compatible polymers may be added during production. The GTR modified asphalt binder shall meet the requirements of the following table.

Test	Asphalt Grade GTR 70-28	Asphalt Grade GTR 64-28
Flash Point (C.O.C.), AASHTO T 48, °F (°C), min.	450 (232)	450 (232)
Rotational Viscosity, AASHTO T 316 @ 275 °F (135 °C), Poises, Pa·s, max.	30 (3)	30 (3)
Softening Point, AASHTO T 53, °F (°C), min.	135 (57)	130 (54)
Elastic Recovery, ASTM D 6084, Procedure A (sieve waived) @ 77 °F, (25 °C), aged, ss, 100 mm elongation, 5 cm/min., cut immediately, %, min.	65	65

Note 1. GTR shall be produced from processing automobile and/or light truck tires by the ambient grinding method. GTR shall not exceed 1/16 in. (2 mm) in any dimension and shall contain no free metal particles or other materials. A mineral powder (such as talc) meeting the requirements of AASHTO M 17 may be added, up to a maximum of four percent by weight of GTR to reduce sticking and caking of the GTR particles. When tested in accordance with Illinois modified AASHTO T 27, a 50 g sample of the GTR shall conform to the following gradation requirements:

Sieve Size	Percent Passing
No. 16 (1.18 mm)	100
No. 30 (600 µm)	95 ± 5
No. 50 (300 µm)	> 20

Add the following to the end of Note 1. of article 1030.03 of the Standard Specifications:

“A dedicated storage tank for the Ground Tire Rubber (GTR) modified asphalt binder shall be provided. This tank must be capable of providing continuous mechanical mixing throughout by continuous agitation and recirculation of the asphalt binder to provide a uniform mixture. The tank shall be heated and capable of maintaining the temperature of the asphalt binder at 300 °F to 350 °F (149 °C to 177 °C). The asphalt binder metering systems of dryer drum plants shall be calibrated with the actual GTR modified asphalt binder material with an accuracy of ± 0.40 percent.”

Revise 1030.02(c) of the Standard Specifications to read:

“(c) RAP Materials (Note 5)1031”

Add the following note to 1030.02 of the Standard Specifications:

Note 5. When using reclaimed asphalt pavement and/or reclaimed asphalt shingles, the maximum asphalt binder replacement percentage shall be according to the most recent special provision for recycled materials.

HMA MIXTURE DESIGN REQUIREMENTS (D-1)

Effective: January 1, 2013
 Revised: January 1, 2018

1) Design Composition and Volumetric Requirements

Revise the table in Article 406.06(d) of the Standard Specifications to read:

"MINIMUM COMPACTED LIFT THICKNESS	
Mixture Composition	Thickness, in. (mm)
IL-4.75	3/4 (19)
SMA-9.5, IL-9.5, IL-9.5L	1 1/2 (38)
SMA-12.5	2 (50)
IL-19.0, IL-19.0L	2 1/4 (57)"

Revise the table in Article 1004.03(c) of the Standard Specifications to read:

"Use	Size/Application	Gradation No.
Class A-1, 2, & 3	3/8 in. (10 mm) Seal	CA 16
Class A-1	1/2 in. (13 mm) Seal	CA 15
Class A-2 & 3	Cover	CA 14
HMA High ESAL	IL-19.0 IL-9.5	CA 11 ^{1/} CA 16, CA 13 ^{3/}
HMA Low ESAL	IL-19.0L IL-9.5L Stabilized Subbase or Shoulders	CA 11 ^{1/} CA 16
SMA ^{2/}	1/2 in. (12.5mm) Binder & Surface IL 9.5 Surface	CA13 ^{3/} , CA14 or CA16 CA16, CA 13 ^{3/}

- 1/ CA 16 or CA 13 may be blended with the gradations listed.
- 2/ The coarse aggregates used shall be capable of being combined with stone sand, slag sand, or steel slag sand meeting the FA/FM 20 gradation and mineral filler to meet the approved mix design and the mix requirements noted herein.
- 3/ CA 13 shall be 100 percent passing the 1/2 in. (12.5mm) sieve.

Revise Article 1004.03(e) of the Supplemental Specifications to read:

"(e) Absorption. For SMA the coarse aggregate shall also have water absorption ≤ 2.0 percent."

Revise the last paragraph of Article 1102.01 (a) (5) of the Standard Specifications to read:

“IL-4.75 and Stone Matrix Asphalt (SMA) mixtures which contain aggregate having absorptions greater than or equal to 2.0 percent, or which contain steel slag sand, shall have minimum surge bin storage plus haul time of 1.5 hours.”

Revise the nomenclature table in Article 1030.01 of the Standard Specifications to read:

“High ESAL	IL-19.0 binder; IL-9.5 surface; IL-4.75; SMA-12.5, SMA-9.5
Low ESAL	IL-19.0L binder; IL-9.5L surface; Stabilized Subbase (HMA) ^{1/} ; HMA Shoulders ^{2/}

1/ Uses 19.0L binder mix.

2/ Uses 19.0L for lower lifts and 9.5L for surface lift.”

Revise Article 1030.02 of the Standard Specifications and Supplemental Specifications to read:

“**1030.02 Materials.** Materials shall be according to the following.

Item.....	Article/Section
(a) Coarse Aggregate	1004.03
(b) Fine Aggregate	1003.03
(c) RAP Material	1031
(d) Mineral Filler	1011
(e) Hydrated Lime	1012.01
(f) Slaked Quicklime (Note 1)	
(g) Performance Graded Asphalt Binder (Note 2)	1032
(h) Fibers (Note 3)	
(i) Warm Mix Asphalt (WMA) Technologies (Note 4)	

Note 1. Slaked quicklime shall be according to ASTM C 5.

Note 2. The asphalt binder shall be an SBS PG 76-28 when the SMA is used on a full-depth asphalt pavement and SBS PG 76-22 when used as an overlay, except where modified herein. The asphalt binder shall be an Elvaloy or SBS PG 76-22 for IL-4.75, except where modified herein. The elastic recovery shall be a minimum of 80.

Note 3. A stabilizing additive such as cellulose or mineral fiber shall be added to the SMA mixture according to Illinois Modified AASHTO M 325. The stabilizing additive shall meet the Fiber Quality Requirements listed in Illinois Modified AASHTO M 325. Prior to approval and use of fibers, the Contractor shall submit a notarized certification by the producer of these materials stating they meet these requirements. Reclaimed Asphalt

Shingles (RAS) may be used in Stone Matrix Asphalt (SMA) mixtures designed with an SBA polymer modifier as a fiber additive if the mix design with RAS included meets AASHTO T305 requirements. The RAS shall be from a certified source that produces either Type I or Type 2. Material shall meet requirements noted herein and the actual dosage rate will be determined by the Engineer.

Note 4. Warm mix additives or foaming processes shall be selected from the current Bureau of Materials and Physical Research Approved List, "Warm Mix Asphalt Technologies".

Revise Article 1030.04(a)(1) of the Standard Specifications and the Supplemental Specifications to read:

“(1) High ESAL Mixtures. The Job Mix Formula (JMF) shall fall within the following limits.

High ESAL, MIXTURE COMPOSITION (% PASSING) ^{1/}										
Sieve Size	IL-19.0 mm		SMA ^{4/} IL-12.5 mm		SMA ^{4/} IL-9.5 mm		IL-9.5 mm		IL-4.75 mm	
	min	max	min	max	min	max	min	max	min	max
1 1/2 in. (37.5 mm)										
1 in. (25 mm)		100								
3/4 in. (19 mm)	90	100		100						
1/2 in. (12.5 mm)	75	89	80	100		100		100		100
3/8 in. (9.5 mm)				65	90	100	90	100		100
#4 (4.75 mm)	40	60	20	30	36	50	34	69	90	100
#8 (2.36 mm)	20	42	16	24 ^{5/}	16	32 ^{5/}	34 ^{6/}	52 ^{2/}	70	90
#16 (1.18 mm)	15	30					10	32	50	65
#30 (600 μm)			12	16	12	18				
#50 (300 μm)	6	15					4	15	15	30
#100 (150 μm)	4	9					3	10	10	18
#200 (75 μm)	3	6	7.0	9.0 ^{3/}	7.5	9.5 ^{3/}	4	6	7	9 ^{3/}
Ratio Dust/Asphalt Binder		1.0		1.5		1.5		1.0		1.0

- 1/ Based on percent of total aggregate weight.
- 2/ The mixture composition shall not exceed 44 percent passing the #8 (2.36 mm) sieve for surface courses with Ndesign = 90.
- 3/ Additional minus No. 200 (0.075 mm) material required by the mix design shall be mineral filler, unless otherwise approved by the Engineer.

- 4/ The maximum percent passing the #635 (20 µm) sieve shall be ≤ 3 percent.
- 5/ When establishing the Adjusted Job Mix Formula (AJMF) the percent passing the #8 (2.36 mm) sieve shall not be adjusted above the percentage stated on the table.
- 6/ When establishing the Adjusted Job Mix Formula (AJMF) the percent passing the #8 (2.36 mm) sieve shall not be adjusted below 34 percent.

Revise Article 1030.04(b)(1) of the Standard Specifications to read:

“(1) High ESAL Mixtures. The target value for the air voids of the HMA shall be 4.0 percent and for IL-4.75 it shall be 3.5 percent at the design number of gyrations. The VMA and VFA of the HMA design shall be based on the nominal maximum size of the aggregate in the mix, and shall conform to the following requirements.

VOLUMETRIC REQUIREMENTS High ESAL				
	Voids in the Mineral Aggregate (VMA), % minimum			Voids Filled with Asphalt Binder (VFA), %
Ndesign	IL-19.0	IL-9.5	IL-4.75 ^{1/}	
50	13.5	15.0	18.5	65 – 78 ^{2/}
70				65 - 75
90				

- 1/ Maximum Draindown for IL-4.75 shall be 0.3 percent
- 2/ VFA for IL-4.75 shall be 72-85 percent”

Replace Article 1030.04(b)(3) of the Standard Specifications with the following:

“(3) SMA Mixtures.

Volumetric Requirements SMA ^{1/}			
Ndesign	Design Air Voids Target %	Voids in the Mineral Aggregate (VMA), % min.	Voids Filled with Asphalt (VFA), %
80 ^{4/}	3.5	17.0 ^{2/}	75 - 83
		16.0 ^{3/}	

- 1/ Maximum draindown shall be 0.3 percent. The draindown shall be determined at the JMF asphalt binder content at the mixing temperature plus 30 °F.
- 2/ Applies when specific gravity of coarse aggregate is ≥ 2.760 .
- 3/ Applies when specific gravity of coarse aggregate is < 2.760 .
- 4/ Blending of different types of aggregate will not be permitted. For surface course, the coarse aggregate can be crushed steel slag, crystalline crushed stone or crushed sandstone. For binder course, coarse aggregate shall be crushed stone (dolomite), crushed gravel, crystalline crushed stone, or crushed sandstone.

Add to the end of Article 1030.05 (d) (2) a. of the Standard Specifications:

“During production, the Contractor shall test SMA mixtures for draindown according to AASHTO T305 at a frequency of 1 per day of production.”

Delete last sentence of the second paragraph of Article 1102.01(a) (4) b. 2.

Add to the end of Article 1102.01 (a) (4) b. 2.:

“As an option, collected dust (baghouse) may be used in lieu of manufactured mineral filler according to the following:

- (a.) Sufficient collected dust (baghouse) is available for production of the SMA mix for the entire project.
- (b.) A mix design was prepared based on collected dust (baghouse).

2) Design Verification and Production

Revise Article 1030.04 (d) of the Standard Specifications to read:

“(d) Verification Testing. High ESAL, IL-4.75, and SMA mix designs submitted for verification will be tested to ensure that the resulting mix designs will pass the required criteria for the Hamburg Wheel Test (IL mod AASHTO T-324) and the Tensile Strength Test (IL mod AASHTO T-283). The Department will perform a verification test on gyratory specimens compacted by the Contractor. If the mix fails the Department’s verification test, the Contractor shall make the necessary changes to the mix and resubmit compacted specimens to the Department for verification. If the mix fails again, the mix design will be rejected.

All new and renewal mix designs will be required to be tested, prior to submittal for Department verification and shall meet the following requirements:

(1)Hamburg Wheel Test criteria. The maximum allowable rut depth shall be 0.5 in. (12.5 mm). The minimum number of wheel passes at the 0.5 in. (12.5 mm) rut depth criteria shall be based on the high temperature binder grade of the mix as specified in the mix requirements table of the plans.

Illinois Modified AASHTO T 324 Requirements ^{1/}

Asphalt Binder Grade	# Repetitions	Max Rut Depth (mm)
PG 70 -XX (or higher)	20,000	12.5
PG 64 -XX (or lower)	10,000	12.5

1/ When produced at temperatures of 275 ± 5 °F (135 ± 3 °C) or less, loose Warm Mix Asphalt shall be oven aged at 270 ± 5 °F (132 ± 3 °C) for two hours prior to gyratory compaction of Hamburg Wheel specimens.

Note: For SMA Designs (N-80) the maximum rut depth is 6.0 mm at 20,000 repetitions.
For IL 4.75mm Designs (N-50) the maximum rut depth is 9.0mm at 15,000 repetitions.

(2) Tensile Strength Criteria. The minimum allowable conditioned tensile strength shall be 60 psi (415 kPa) for non-polymer modified performance graded (PG) asphalt binder and 80 psi (550 kPa) for polymer modified PG asphalt binder. The maximum allowable unconditioned tensile strength shall be 200 psi (1380 kPa).”

Production Testing. Revise first paragraph of Article 1030.06(a) of the Standard Specifications to read:

“(a) High ESAL, IL-4.75, WMA, and SMA Mixtures. For each contract, a 300 ton (275 metric tons) test strip, except for SMA mixtures it will be 400 ton (363 metric ton), will be required at the beginning of HMA production for each mixture at the beginning of each construction year according to the Manual of Test Procedures for Materials “Hot Mix Asphalt Test Strip Procedures”. At the request of the Producer, the Engineer may waive the test strip if previous construction during the current construction year has demonstrated the constructability of the mix using Department test results.”

Add the following after the sixth paragraph in Article 1030.06 (a) of the Standard Specifications:

“The Hamburg Wheel test shall also be conducted on all HMA mixtures from a sample taken within the first 500 tons (450 metric tons) on the first day of production or during start up with a split reserved for the Department. The mix sample shall be tested according to the Illinois Modified AASHTO T 324 and shall meet the requirements specified herein. Mix production shall not exceed 1500 tons (1350 metric tons) or one day’s production, whichever comes first, until the testing is completed and the mixture is found to be in conformance. The requirement

to cease mix production may be waived if the plant produced mixture demonstrates conformance prior to start of mix production for a contract.

If the mixture fails to meet the Hamburg Wheel criteria, no further mixture will be accepted until the Contractor takes such action as is necessary to furnish a mixture meeting the criteria”

Method of Measurement:

Add the following after the fourth paragraph of Article 406.13 (b):

“The plan quantities of SMA mixtures shall be adjusted using the actual approved binder and surface Mix Design’s G_{mb} .”

Basis of Payment.

Replace the fourth paragraph of Article 406.14 of the Standard Specifications with the following:

“Stone matrix asphalt will be paid for at the contract unit price per ton (metric ton) for POLYMERIZED HOT-MIX ASPHALT SURFACE COURSE, STONE MATRIX ASPHALT, of the mixture composition and N_{design} specified; and POLYMERIZED HOT-MIX ASPHALT BINDER COURSE, STONE MATRIX ASPHALT, of the mixture composition and N_{design} specified.”

MAINTENANCE OF ROADWAYS (D-1)

Effective: September 30, 1985

Revised: November 1, 1996

Beginning on the date that work begins on this project, the Contractor shall assume responsibility for normal maintenance of all existing roadways within the limits of the improvement. This normal maintenance shall include all repair work deemed necessary by the Engineer, but shall not include snow removal operations. Traffic control and protection for maintenance of roadways will be provided by the Contractor as required by the Engineer.

If items of work have not been provided in the contract, or otherwise specified for payment, such items, including the accompanying traffic control and protection required by the Engineer, will be paid for in accordance with Article 109.04 of the Standard Specifications.

PUBLIC CONVENIENCE AND SAFETY (DIST 1)

Effective: May 1, 2012

Revised: July 15, 2012

Add the following to the end of the fourth paragraph of Article 107.09:

“If the holiday is on a Saturday or Sunday, and is legally observed on a Friday or Monday, the length of Holiday Period for Monday or Friday shall apply.”

Add the following sentence after the Holiday Period table in the fourth paragraph of Article 107.09:

“The Length of Holiday Period for Thanksgiving shall be from 5:00 AM the Wednesday prior to 11:59 PM the Sunday After”

Delete the fifth paragraph of Article 107.09 of the Standard Specifications:

“On weekends, excluding holidays, roadways with Average Daily Traffic of 25,000 or greater, all lanes shall be open to traffic from 3:00 P.M. Friday to midnight Sunday except where structure construction or major rehabilitation makes it impractical.”

RECLAIMED ASPHALT PAVEMENT AND RECLAIMED ASPHALT SHINGLES (D-1)

Effective: November 1, 2012

Revise: January 1, 2018

Revise Section 1031 of the Standard Specifications to read:

“SECTION 1031. RECLAIMED ASPHALT PAVEMENT AND RECLAIMED ASPHALT SHINGLES

1031.01 Description. Reclaimed asphalt pavement and reclaimed asphalt shingles shall be according to the following.

- (a) Reclaimed Asphalt Pavement (RAP). RAP is the material resulting from cold milling or crushing an existing hot-mix asphalt (HMA) pavement. RAP will be considered processed FRAP after completion of both crushing and screening to size. The Contractor shall supply written documentation that the RAP originated from routes or airfields under federal, state, or local agency jurisdiction.
- (b) Reclaimed Asphalt Shingles (RAS). Reclaimed asphalt shingles (RAS). RAS is from the processing and grinding of preconsumer or post-consumer shingles. RAS shall be a clean and uniform material with a maximum of 0.5 percent unacceptable material, as defined in Central Bureau of Materials Policy Memorandum, “Reclaimed Asphalt Shingle (RAS) Sources”, by weight of RAS. All RAS used shall come from a Central Bureau of Materials approved processing facility where it shall be ground and processed to 100 percent passing the 3/8 in. (9.5 mm) sieve and 90 percent passing the #4 (4.75 mm) sieve. RAS shall meet the testing requirements specified herein. In addition, RAS shall meet the following Type 1 or Type 2 requirements.
 - (1) Type 1. Type 1 RAS shall be processed, preconsumer asphalt shingles salvaged from the manufacture of residential asphalt roofing shingles.
 - (2) Type 2. Type 2 RAS shall be processed post-consumer shingles only, salvaged from residential, or four unit or less dwellings not subject to the National Emission Standards for Hazardous Air Pollutants (NESHAP).

1031.02 Stockpiles. RAP and RAS stockpiles shall be according to the following.

- (a) RAP Stockpiles. The Contractor shall construct individual, sealed RAP stockpiles meeting one of the following definitions. Additional processed RAP (FRAP) shall be stockpiled in a separate working pile, as designated in the QC Plan, and only added to the sealed stockpile when test results for the working pile are complete and are found to meet tolerances specified herein for the original sealed FRAP stockpile. Stockpiles shall be sufficiently separated to prevent intermingling at the base. All stockpiles (including unprocessed RAP and FRAP) shall be identified by signs indicating the type as listed below (i.e. “Non- Quality, FRAP -#4 or Type 2 RAS”, etc...).

- (1) Fractionated RAP (FRAP). FRAP shall consist of RAP from Class I, HMA (High and Low ESAL) or equivalent mixtures. The coarse aggregate in FRAP shall be crushed aggregate and may represent more than one aggregate type and/or quality, but shall be at least C quality. All FRAP shall be processed prior to testing and sized into fractions with the separation occurring on or between the #4 (4.75 mm) and 1/2 in. (12.5 mm) sieves. Agglomerations shall be minimized such that 100 percent of the RAP in the coarse fraction shall pass the maximum sieve size specified for the mix the FRAP will be used in.
- (2) Restricted FRAP (B quality) stockpiles shall consist of RAP from Class I, HMA (High ESAL), or HMA (High ESAL). If approved by the Engineer, the aggregate from a maximum 3.0 in. (75 mm) single combined pass of surface/binder milling will be classified as B quality. All millings from this application will be processed into FRAP as described previously.
- (3) Conglomerate. Conglomerate RAP stockpiles shall consist of RAP from Class I, HMA (High and Low ESAL) or equivalent mixtures. The coarse aggregate in this RAP shall be crushed aggregate and may represent more than one aggregate type and/or quality, but shall be at least C quality. This RAP may have an inconsistent gradation and/or asphalt binder content prior to processing. All conglomerate RAP shall be processed (FRAP) prior to testing. Conglomerate RAP stockpiles shall not contain steel slag or other expansive material as determined by the Department.
- (4) Conglomerate "D" Quality (DQ). Conglomerate DQ RAP stockpiles shall consist of RAP from HMA shoulders, bituminous stabilized subbases or HMA (Low ESAL)/HMA (Low ESAL) IL-19.0L binder mixture. The coarse aggregate in this RAP may be crushed or round but shall be at least D quality. This RAP may have an inconsistent gradation and/or asphalt binder content. Conglomerate DQ RAP stockpiles shall not contain steel slag or other expansive material as determined by the Department.
- (5) Non-Quality. RAP stockpiles that do not meet the requirements of the stockpile categories listed above shall be classified as "Non-Quality".

RAP or FRAP containing contaminants, such as earth, brick, sand, concrete, sheet asphalt, bituminous surface treatment (i.e. chip seal), pavement fabric, joint sealants, plant cleanout etc., will be unacceptable unless the contaminants are removed to the satisfaction of the Engineer. Sheet asphalt shall be stockpiled separately.

- (b) RAS Stockpiles. Type 1 and Type 2 RAS shall be stockpiled separately and shall be sufficiently separated to prevent intermingling at the base. Each stockpile shall be signed indicating what type of RAS is present.

However, a RAS source may submit a written request to the Department for approval to blend mechanically a specified ratio of Type 1 RAS with Type 2 RAS. The source will not be permitted to change the ratio of the blend without the Department prior written approval. The Engineer's written approval will be required, to mechanically blend RAS with any fine aggregate produced under the AGCS, up to an equal weight of RAS, to improve workability. The fine aggregate shall be "B Quality" or better from an approved Aggregate

Gradation Control System source. The fine aggregate shall be one that is approved for use in the HMA mixture and accounted for in the mix design and during HMA production.

Records identifying the shingle processing facility supplying the RAS, RAS type, and lot number shall be maintained by project contract number and kept for a minimum of three years.

1031.03 Testing. FRAP and RAS testing shall be according to the following.

- (a) FRAP Testing. When used in HMA, the FRAP shall be sampled and tested either during processing or after stockpiling. It shall also be sampled during HMA production.
- (1) During Stockpiling. For testing during stockpiling, washed extraction samples shall be run at the minimum frequency of one sample per 500 tons (450 metric tons) for the first 2000 tons (1800 metric tons) and one sample per 2000 tons (1800 metric tons) thereafter. A minimum of five tests shall be required for stockpiles less than 4000 tons (3600 metric tons).
 - (2) Incoming Material. For testing as incoming material, washed extraction samples shall be run at a minimum frequency of one sample per 2000 tons (1800 metric tons) or once per week, whichever comes first.
 - (3) After Stockpiling. For testing after stockpiling, the Contractor shall submit a plan for approval to the District proposing a satisfactory method of sampling and testing the RAP/FRAP pile either in-situ or by restockpiling. The sampling plan shall meet the minimum frequency required above and detail the procedure used to obtain representative samples throughout the pile for testing.

Before extraction, each field sample of FRAP, shall be split to obtain two samples of test sample size. One of the two test samples from the final split shall be labeled and stored for Department use. The Contractor shall extract the other test sample according to Department procedure. The Engineer reserves the right to test any sample (split or Department-taken) to verify Contractor test results.

- (b) RAS Testing. RAS shall be sampled and tested during stockpiling according to Central Bureau of Materials Policy Memorandum, "Reclaimed Asphalt Shingle (RAS) Sources". The Contractor shall also sample as incoming material at the HMA plant.
- (1) During Stockpiling. Washed extraction and testing for unacceptable materials shall be run at the minimum frequency of one sample per 200 tons (180 metric tons) for the first 1000 tons (900 metric tons) and one sample per 1000 tons (900 metric tons) thereafter. A minimum of five samples are required for stockpiles less than 1000 tons (900 metric tons). Once a ≤ 1000 ton (900 metric ton), five-sample/test stockpile has been established it shall be sealed. Additional incoming RAS shall be in a separate working pile as designated in the Quality Control plan and only added to the sealed stockpile when the test results of the working pile are complete and are found to meet the tolerances specified herein for the original sealed RAS stockpile.

(2) Incoming Material. For testing as incoming material at the HMA plant, washed extraction shall be run at the minimum frequency of one sample per 250 tons (227 metric tons). A minimum of five samples are required for stockpiles less than 1000 tons (900 metric tons). The incoming material test results shall meet the tolerances specified herein.

The Contractor shall obtain and make available all test results from start of the initial stockpile sampled and tested at the shingle processing facility in accordance with the facility's QC Plan.

Before extraction, each field sample shall be split to obtain two samples of test sample size. One of the two test samples from the final split shall be labeled and stored for Department use. The Contractor shall extract the other test sample according to Department procedures. The Engineer reserves the right to test any sample (split or Department-taken) to verify Contractor test results.

1031.04 Evaluation of Tests. Evaluation of test results shall be according to the following.

(a) Evaluation of FRAP Test Results. All test results shall be compiled to include asphalt binder content, gradation and, when applicable (for slag), G_{mm} . A five test average of results from the original pile will be used in the mix designs. Individual extraction test results run thereafter, shall be compared to the average used for the mix design, and will be accepted if within the tolerances listed below.

Parameter	FRAP
No. 4 (4.75 mm)	± 6 %
No. 8 (2.36 mm)	± 5 %
No. 30 (600 μm)	± 5 %
No. 200 (75 μm)	± 2.0 %
Asphalt Binder	± 0.3 %
G_{mm}	± 0.03 ^{1/}

1/ For stockpile with slag or steel slag present as determined in the current Manual of Test Procedures Appendix B 21, "Determination of Reclaimed Asphalt Pavement Aggregate Bulk Specific Gravity".

If any individual sieve and/or asphalt binder content tests are out of the above tolerances when compared to the average used for the mix design, the FRAP stockpile shall not be used in Hot-Mix Asphalt unless the FRAP representing those tests is removed from the stockpile. All test data and acceptance ranges shall be sent to the District for evaluation.

The Contractor shall maintain a representative moving average of five tests to be used for Hot-Mix Asphalt production.

With the approval of the Engineer, the ignition oven may be substituted for extractions according to the ITP, "Calibration of the Ignition Oven for the Purpose of Characterizing

Reclaimed Asphalt Pavement (RAP)” or Illinois Modified AASHTO T-164-11, Test Method A.

- (b) Evaluation of RAS Test Results. All of the test results, with the exception of percent unacceptable materials, shall be compiled and averaged for asphalt binder content and gradation. A five test average of results from the original pile will be used in the mix designs. Individual test results run thereafter, when compared to the average used for the mix design, will be accepted if within the tolerances listed below.

Parameter	RAS
No. 8 (2.36 mm)	± 5 %
No. 16 (1.18 mm)	± 5 %
No. 30 (600 µm)	± 4 %
No. 200 (75 µm)	± 2.5 %
Asphalt Binder Content	± 2.0 %

If any individual sieve and/or asphalt binder content tests are out of the above tolerances when compared to the average used for the mix design, the RAS shall not be used in Hot-Mix Asphalt unless the RAS representing those tests is removed from the stockpile. All test data and acceptance ranges shall be sent to the District for evaluation.

- (c) Quality Assurance by the Engineer. The Engineer may witness the sampling and splitting conduct assurance tests on split samples taken by the Contractor for quality control testing a minimum of once a month.

The overall testing frequency will be performed over the entire range of Contractor samples for asphalt binder content and gradation. The Engineer may select any or all split samples for assurance testing. The test results will be made available to the Contractor as soon as they become available.

The Engineer will notify the Contractor of observed deficiencies.

Differences between the Contractor’s and the Engineer’s split sample test results will be considered acceptable if within the following limits.

Test Parameter	Acceptable Limits of Precision	
	FRAP	RAS
% Passing: ^{1/}		
1/2 in.	5.0%	
No. 4	5.0%	
No. 8	3.0%	4.0%
No. 30	2.0%	4.0%
No. 200	2.2%	4.0%
Asphalt Binder Content	0.3%	3.0%
G _{mm}	0.030	

1/ Based on washed extraction.

In the event comparisons are outside the above acceptable limits of precision, the Engineer will immediately investigate.

- (d) Acceptance by the Engineer. Acceptable of the material will be based on the validation of the Contractor's quality control by the assurance process.

1031.05 Quality Designation of Aggregate in RAP and FRAP.

- (a) RAP. The aggregate quality of the RAP for homogeneous, conglomerate, and conglomerate "D" quality stockpiles shall be set by the lowest quality of coarse aggregate in the RAP stockpile and are designated as follows.

- (1) RAP from Class I, HMA (High ESAL), or (Low ESAL) IL-9.5L surface mixtures are designated as containing Class B quality coarse aggregate.
- (2) RAP from HMA (Low ESAL) IL-19.0L binder mixture is designated as Class D quality coarse aggregate.
- (3) RAP from Class I, HMA (High ESAL) binder mixtures, bituminous base course mixtures, and bituminous base course widening mixtures are designated as containing Class C quality coarse aggregate.
- (4) RAP from bituminous stabilized subbase and BAM shoulders are designated as containing Class D quality coarse aggregate.

- (b) FRAP. If the Engineer has documentation of the quality of the FRAP aggregate, the Contractor shall use the assigned quality provided by the Engineer.

If the quality is not known, the quality shall be determined as follows. Fractionated RAP stockpiles containing plus #4 (4.75 mm) sieve coarse aggregate shall have a maximum tonnage of 5,000 tons (4,500 metric tons). The Contractor shall obtain a representative sample witnessed by the Engineer. The sample shall be a minimum of 50 lb (25 kg). The sample shall be extracted according to Illinois Modified AASHTO T 164 by a consultant laboratory prequalified by the Department for the specified testing. The consultant laboratory shall submit the test results along with the recovered aggregate to the District Office. The cost for this testing shall be paid by the Contractor. The District will forward the sample to the Central Bureau of Materials Aggregate Lab for MicroDeval Testing, according to ITP 327. A maximum loss of 15.0 percent will be applied for all HMA applications. The fine aggregate portion of the fractionated RAP shall not be used in any HMA mixtures that require a minimum of "B" quality aggregate or better, until the coarse aggregate fraction has been determined to be acceptable thru a MicroDeval Testing.

1031.06 Use of FRAP and/or RAS in HMA. The use of FRAP and/or RAS shall be the Contractor's option when constructing HMA in all contracts.

- (a) FRAP. The use of FRAP in HMA shall be as follows.

- (1) Coarse Aggregate Size (after extraction). The coarse aggregate in all FRAP shall be equal to or less than the nominal maximum size requirement for the HMA mixture to be produced.
 - (2) Steel Slag Stockpiles. FRAP stockpiles containing steel slag or other expansive material, as determined by the Department, shall be homogeneous and will be approved for use in HMA (High ESAL and Low ESAL) mixtures regardless of lift or mix type.
 - (3) Use in HMA Surface Mixtures (High and Low ESAL). FRAP stockpiles for use in HMA surface mixtures (High and Low ESAL) shall have coarse aggregate that is Class B quality or better. FRAP shall be considered equivalent to limestone for frictional considerations unless produced/screened to minus 3/8 inch.
 - (4) Use in HMA Binder Mixtures (High and Low ESAL), HMA Base Course, and HMA Base Course Widening. FRAP stockpiles for use in HMA binder mixtures (High and Low ESAL), HMA base course, and HMA base course widening shall be FRAP in which the coarse aggregate is Class C quality or better.
 - (5) Use in Shoulders and Subbase. FRAP stockpiles for use in HMA shoulders and stabilized subbase (HMA) shall be FRAP, Restricted FRAP, conglomerate, or conglomerate DQ.
- (b) RAS. RAS meeting Type 1 or Type 2 requirements will be permitted in all HMA applications as specified herein.
- (c) FRAP and/or RAS Usage Limits. Type 1 or Type 2 RAS may be used alone or in conjunction with FRAP in HMA mixtures up to a maximum of 5.0 percent by weight of the total mix.

When FRAP is used alone or FRAP is used in conjunction with RAS, the percent of virgin asphalt binder replacement (ABR) shall not exceed the amounts indicated in the table below for a given N Design.

Max Asphalt Binder Replacement for FRAP with RAS Combination

HMA Mixtures ^{1/ 2/ 4/}	Maximum % ABR		
	Binder/Leveling Binder	Surface	Polymer Modified ^{3/}
30L	50	40	30
50	40	35	30
70	40	30	30
90	40	30	30
4.75 mm N-50			40
SMA N-80			30

- 1/ For Low ESAL HMA shoulder and stabilized subbase, the percent asphalt binder replacement shall not exceed 50 % of the total asphalt binder in the mixture.
- 2/ When the binder replacement exceeds 15 % for all mixes, except for SMA and IL-4.75, the high and low virgin asphalt binder grades shall each be reduced by one grade (i.e. 25 % binder replacement using a virgin asphalt binder grade of PG64-22 will be reduced to a PG58-28). When constructing full depth HMA and the ABR is less than 15 %, the required virgin asphalt binder grade shall be PG64-28.
- 3/ When the ABR for SMA or IL-4.75 is 15 % or less, the required virgin asphalt binder shall be SBS PG76-22 and the elastic recovery shall be a minimum of 80. When the ABR for SMA or IL-4.75 exceeds 15%, the virgin asphalt binder grade shall be SBS PG70-28 and the elastic recovery shall be a minimum of 80.
- 4/ When FRAP or RAS is used alone, the maximum percent asphalt binder replacement designated on the table shall be reduced by 10 %.

1031.07 HMA Mix Designs. At the Contractor's option, HMA mixtures may be constructed utilizing RAP/FRAP and/or RAS material meeting the detailed requirements specified herein.

(a) FRAP and/or RAS. FRAP and /or RAS mix designs shall be submitted for verification. If additional FRAP or RAS stockpiles are tested and found to be within tolerance, as defined under "Evaluation of Tests" herein, and meet all requirements herein, the additional FRAP or RAS stockpiles may be used in the original design at the percent previously verified.

(b) RAS. Type 1 and Type 2 RAS are not interchangeable in a mix design.

The RAP, FRAP and RAS stone specific gravities (G_{sb}) shall be according to the "Determination of Aggregate Bulk (Dry) Specific Gravity (G_{sb}) or Reclaimed Asphalt Pavement (RAP) and Reclaimed Asphalt Shingles (RAS)" procedure in the Department's Manual of Test Procedures for Materials.

1031.08 HMA Production. HMA production utilizing FRAP and/or RAS shall be as follows.

To remove or reduce agglomerated material, a scalping screen, gator, crushing unit, or comparable sizing device approved by the Engineer shall be used in the RAS and FRAP feed system to remove or reduce oversized material. .

If during mix production, corrective actions fail to maintain FRAP, RAS or QC/QA test results within control tolerances or the requirements listed herein the Contractor shall cease production of the mixture containing FRAP or RAS and conduct an investigation that may require a new mix design.

(a) RAS. RAS shall be incorporated into the HMA mixture either by a separate weight depletion system or by using the RAP weigh belt. Either feed system shall be interlocked

with the aggregate feed or weigh system to maintain correct proportions for all rates of production and batch sizes. The portion of RAS shall be controlled accurately to within ± 0.5 percent of the amount of RAS utilized. When using the weight depletion system, flow indicators or sensing devices shall be provided and interlocked with the plant controls such that the mixture production is halted when RAS flow is interrupted.

(b) HMA Plant Requirements. HMA plants utilizing FRAP and/or RAS shall be capable of automatically recording and printing the following information.

(1) Dryer Drum Plants.

- a. Date, month, year, and time to the nearest minute for each print.
- b. HMA mix number assigned by the Department.
- c. Accumulated weight of dry aggregate (combined or individual) in tons (metric tons) to the nearest 0.1 ton (0.1 metric ton).
- d. Accumulated dry weight of RAS and FRAP in tons (metric tons) to the nearest 0.1 ton (0.1 metric ton).
- e. Accumulated mineral filler in revolutions, tons (metric tons), etc. to the nearest 0.1 unit.
- f. Accumulated asphalt binder in gallons (liters), tons (metric tons), etc. to the nearest 0.1 unit.
- g. Residual asphalt binder in the RAS and FRAP material as a percent of the total mix to the nearest 0.1 percent.
- h. Aggregate RAS and FRAP moisture compensators in percent as set on the control panel. (Required when accumulated or individual aggregate and RAS and FRAP are printed in wet condition.)
- i. When producing mixtures with FRAP and/or RAS, a positive dust control system shall be utilized.
- j. Accumulated mixture tonnage.
- k. Dust Removed (accumulated to the nearest 0.1 ton (0.1 metric ton))

(2) Batch Plants.

- a. Date, month, year, and time to the nearest minute for each print.
- b. HMA mix number assigned by the Department.
- c. Individual virgin aggregate hot bin batch weights to the nearest pound (kilogram).

- d. Mineral filler weight to the nearest pound (kilogram).
- f. RAS and FRAP weight to the nearest pound (kilogram).
- g. Virgin asphalt binder weight to the nearest pound (kilogram).
- h. Residual asphalt binder in the RAS and FRAP material as a percent of the total mix to the nearest 0.1 percent.

The printouts shall be maintained in a file at the plant for a minimum of one year or as directed by the Engineer and shall be made available upon request. The printing system will be inspected by the Engineer prior to production and verified at the beginning of each construction season thereafter.

1031.09 RAP in Aggregate Surface Course and Aggregate Wedge Shoulders, Type B.

The use of RAP or FRAP in aggregate surface course and aggregate shoulders shall be as follows.

- (a) Stockpiles and Testing. RAP stockpiles may be any of those listed in Article 1031.02, except "Non-Quality" and "FRAP". The testing requirements of Article 1031.03 shall not apply. RAP used shall be according to the current Central Bureau of Materials Policy Memorandum, "Reclaimed Asphalt Pavement (RAP) for Aggregate Applications".
- (b) Gradation. The RAP material shall meet the gradation requirements for CA 6 according to Article 1004.01(c), except the requirements for the minus No. 200 (75 μ m) sieve shall not apply. The sample for the RAP material shall be air dried to constant weight prior to being tested for gradation."

STATUS OF UTILITIES (D-1)

Effective: June 1, 2016

Utility companies and/or municipal owners located within the construction limits of this project have provided the following information in regard to their facilities and the proposed improvements. The tables below contain a description of specific conflicts to be resolved and/or facilities which will require some action on the part of the Department's contractor to proceed with work. Each table entry includes an identification of the action necessary and, if applicable, the estimated duration required for the resolution.

UTILITIES TO BE ADJUSTED

Conflicts noted below have been identified by following the suggested staging plan included in the contract. The company has been notified of all conflicts and will be required to obtain the necessary permits to complete their work; in some instances resolution will be a function of the construction staging. The responsible agency must relocate or complete new installations as noted in the action column; this work has been deemed necessary to be complete for the Department's contractor to then work in the stage under which the item has been listed.

Stage 1 (only one stage for this project)

STAGE / LOCATION	TYPE	DESCRIPTION	RESPONSIBLE AGENCY	ACTION
Sta. 108+78 to Sta. 111+25, 24' RT.	Underground gas main (8")	Existing gas main runs parallel to the proposed storm sewer. Coordination and field investigation completed by Nicor determined the gas main does <u>not</u> need to be relocated but will require special protective shield wrapping to be installed around the gas main due to the proximity with the proposed storm sewer.	Northern Illinois Gas Company (Nicor)	Bridge Contractor to contact JULIE prior to storm sewer installation to begin Nicor construction coordination. Nicor will provide field supervision when Bridge Contractor is excavating for prop. storm sewer installation. Concurrent with storm sewer installation, Nicor will expose the 8-inch gas main and apply protective shield wrap.

				<p>Work to take place concurrent with Contractor's storm sewer installation in 2019.</p> <p>Bridge Contractor will backfill trenches with Nicor field supervision.</p> <p><u>5</u> Days Total</p>
<p>Sta. 109+60.21, 26.6' Lt. to Sta. 110+39.64, 27.5' LT.</p> <p>Sta. 108+78.00, 28.3' Rt to Sta. 110+54.03, 31.7' Rt.</p>	<p>Power Poles and 34,000 volts overhead electrical lines</p>	<p>ComEd has identified that the overhead lines will be in conflict with the construction of the bridge with the tall equipment necessary to construct the bridge work.</p>	<p>Commonwealth Edison (ComEd)</p>	<p>Bridge Contractor to contact JULIE prior to starting work to begin ComEd construction coordination.</p> <p>Based on Contractor's means and methods, ComEd will determine the need for de-energizing the overhead lines and ComEd would complete work as necessary.</p> <p><u>10</u> Days Total</p>

Stage 1: 15.0 Days Total Installation

The following contact information is what was used during the preparation of the plans as provided by the Agency/Company responsible for resolution of the conflict.

Agency/Company Responsible to Resolve Conflict	Name of contact	Address	Phone	e-mail address
Nicor Gas	Tom Derrig	EN Engineering 28100 Torch Parkway Warrenville, IL 60555	630.473.3593	tderrig@enengineering.com
Commonwealth Edison	Aaron Babu	1 Lincoln Centre Oakbrook Terrace, IL 60181"	708.683.9348	aaron.babu@comed.com

UTILITIES TO BE WATCHED AND PROTECTED

The areas of concern noted below have been identified by following the suggested staging plan included for the contract. The information provided is not a comprehensive list of all remaining utilities, but those which during coordination were identified as ones which might require the Department’s contractor to take into consideration when making the determination of the means and methods that would be required to construct the proposed improvement. In some instances the contractor will be responsible to notify the owner in advance of the work to take place so necessary staffing on the owners part can be secured.

Stage 1 (only one stage for this project)

STAGE / LOCATION	TYPE	DESCRIPTION	OWNER	ACTION
Sta. 108+78.00 to Sta. 111+25.00, 20.0’ – 40.0’ Lt	Buried 12” Watermain	Contractor is alerted that there is an existing 12” watermain running on the north side of the roadway outside the proposed grading limits and will not be in conflict with the proposed work/	City of Aurora	Contractor to have JULIE locate and shall “pot” hole as necessary to verify alignment of watermain adjacent to the work. Utility Exploration pay item added to plans.

<p>Sta. 109+60.21, 26.6' Lt. to Sta. 110+39.64, 27.5' Lt. Sta. 108+78.00, 28.3' Rt to Sta. 110+54.03, 31.7' Rt.</p>	<p>Power Poles and overhead electrical lines</p>	<p>Contractor shall be alerted that there are existing power poles and aerial lines running parallel to the roadway inside the proposed grading limits. The poles do <u>not</u> need to be relocated as a result of the grading or other work operations.</p>	<p>Commonwealth Edison (ComEd)</p>	<p>Contractor shall exercise care so as not to damage the poles when working near or grading around the power poles. Contract shall store equipment away from the overhead lines.</p>
<p>Sta. 108+78.00 to Sta. 111+25.00, 21.0' Rt.</p>	<p>Buried 8" Gas Main</p>	<p>Existing gas line is running parallel to the roadway within the proposed grading limits but based on depth and alignment will not be in conflict with construction operations..</p>	<p>Northern Illinois Gas Company (Nicor)</p>	<p>Contractor to have JULIE locate and then shall "pot" hole as necessary to verify alignment of gas line along project limit. Utility Exploration pay item added to plans.</p>
<p>Sta. 109+56.60, 21.8' Lt. to 31.0' Rt.</p>	<p>Sanitary Sewer</p>	<p>Existing sanitary sewer is running perpendicular to the roadway along the west side of Indian Creek. The trunk line will not be impacted by construction activities, but the existing manhole will be adjusted.</p>	<p>Fox Metro Reclamation District (FMRD)</p>	<p>Contractor to have JULIE locate and shall verify alignment of sewer along project limit. Utility Exploration pay item added to plans.</p>
<p>Sta. 109+60.21, 26.6' Lt. to Sta. 110+39.64, 27.5' Lt.</p>	<p>Overhead & Underground communication lines</p>	<p>Contractor shall be alerted that there are existing communication lines on shared poles with ComEd. The poles are not expected to impact the work.</p>	<p>AT&T</p>	<p>Contractor shall exercise care so as not to damage the poles when working near or grading around the power poles.</p>

		Contractor shall be alerted that there are existing communication lines running underground next to the north right of way line and existing fence.		Contractor to have JULIE locate and shall verify alignment of cable along project limit. Utility Exploration pay item added to plans
--	--	---	--	--

The following contact information is what was used during the preparation of the plans as provided by the owner of the facility.

Agency/Company Responsible to Resolve Conflict	Name of contact	Address	Phone	e-mail address
City of Aurora	Mike Houston	44 E Downer Pl, Aurora, IL 60505	630-256-3600	MHouston@aurora-il.org
Commonwealth Edison (ComEd)	Aaron Babu	1 Lincoln Centre Oakbrook Terrace, IL 60181	708-683-9347	Aaron.babu@comed.com
Northern Illinois Gas Company (Nicor)	Bruce Koppang	1844 Ferry Road Naperville, IL 60563	630-388-3046	gasmaps@aglresources.com
Fox Metro Reclamation District (FMRD)	Mike Frankino	1135 S Lake St Montgomery, IL 60538	630-301-6805	mfrankino@foxmetro.org
AT&T	Tim Gerdes	1000 Commerce Dr., Oakbrook, IL 60523	630-573-5660	Tg7394@att.com

The above represents the best information available to the Department and is included for the convenience of the bidder. The days required for conflict resolution should be taken into account in the bid as this information has also been factored into the timeline identified for the project when setting the completion date. The applicable portions of the Standard Specifications for Road and Bridge Construction shall apply.

Estimated duration of time provided in the action column for the first conflicts identified will begin on the date of the executed contract regardless of the status of the utility relocations. The responsible agencies will be working toward resolving subsequent conflicts in conjunction with contractor activities in the number of days noted.

The estimated relocation dates must be part of the progress schedule submitted by the contractor. A utility kickoff meeting will be scheduled between the Department, the Department's contractor and the utility companies. The Department's contractor is responsible for contacting J.U.L.I.E. prior to any and all excavation work.

TRAFFIC CONTROL PLAN

Effective: September 30, 1985

Revised: January 1, 2007

Traffic Control shall be according to the applicable sections of the Standard Specifications, the Supplemental Specifications, the "Illinois Manual on Uniform Traffic Control Devices for Streets and Highways", any special details and Highway Standards contained in the plans, and the Special Provisions contained herein.

Special attention is called to Article 107.09 of the Standard Specifications and the following Highway Standards, Details, Quality Standard for Work Zone Traffic Control Devices, Recurring Special Provisions and Special Provisions contained herein, relating to traffic control.

The Contractor shall contact the District One Bureau of Traffic at least 72 hours in advance of beginning work.

STANDARDS:

701001-02 701006-05 701011-04 701311-03 701501-06 701901-08

DETAILS:

- a. Traffic Control and Protection for Side Roads, Intersections, and Driveways (TC-10)
- b. District One Typical Pavement Markings (TC-13)
- c. Arterial Road Information Sign (District 1) (TC-22)

SPECIAL PROVISIONS:

- a. Changeable Message Sign
- c. Maintenance of Roadways (D-1)
- d. Public Convenience and Safety (D-1)
- e. Traffic Control Plan (D-1)
- f. Traffic Control and Protection (Arterials) (D-1)
- g. Lights on Barricades (BDE)

TRAFFIC CONTROL AND PROTECTION (ARTERIALS)

Effective: February 1, 1996

Revised: March 1, 2011

Specific traffic control plan details and Special Provisions have been prepared for this contract. This work shall include all labor, materials, transportation, handling and incidental work necessary to furnish, install, maintain and remove all traffic control devices required as indicated in the plans and as approved by the Engineer.

When traffic is to be directed over a detour route, the Contractor shall furnish, erect, maintain and remove all applicable traffic control devices along the detour route according to the details shown in the plans.

Method of Measurement: All traffic control (except Traffic Control and Protection (Expressways) and temporary pavement markings) indicated on the traffic control plan details and specified in the Special Provisions will be measured for payment on a lump sum basis.

Basis of Payment: All traffic control and protection will be paid for at the contract Lump Sum price for TRAFFIC CONTROL AND PROTECTION (SPECIAL).

Temporary pavement markings will be paid for separately unless shown on a Standard.

State of Illinois
Department of Transportation
Bureau of Local Roads and Streets

SPECIAL PROVISION
FOR
INSURANCE

Effective: February 1, 2007
Revised: August 1, 2007

All references to Sections or Articles in this specification shall be construed to mean specific Section or Article of the Standard Specifications for Road and Bridge Construction, adopted by the Department of Transportation.

The Contractor shall name the following entities as additional insured under the Contractor's general liability insurance policy in accordance with Article 107.27:

The entities listed above and their officers, employees, and agents shall be indemnified and held harmless in accordance with Article 107.26.



Illinois Environmental Protection Agency

1021 North Grand Avenue East • P.O. Box 19276 • Springfield • Illinois • 62794-9276 • (217) 782-3397

Division of Water Pollution Control Notice of Intent (NOI) for General Permit to Discharge Storm Water Associated with Construction Site Activities

This fillable form may be completed online, a copy saved locally, printed and signed before it is submitted to the Permit Section at the above address.

For Office Use Only

Permit No. ILR10 _____

OWNER INFORMATION

Company/Owner Name: Aurora Township Road District

Mailing Address: 220 Butterfield Road Phone: 630-892-0246

City: North Aurora State: IL Zip: 60542 Fax: 630-892-0266

Contact Person: Juan Reyna, Hwy Commisioner E-mail: info@athd.org

Owner Type (select one) Special District

MS4 Community: Yes No

CONTRACTOR INFORMATION

Contractor Name: _____

Mailing Address: _____ Phone: _____

City: _____ State: _____ Zip: _____ Fax: _____

CONSTRUCTION SITE INFORMATION

Select One: New Change of information for: ILR10 _____

Project Name: Rural Rd over Indian Cr - 15-01127-01-BR County: Kane

Street Address: Rural Road City: Aurora IL Zip: 60505

Latitude: 41 46 11.8 Longitude: -88 17 00.1 14 38 N 8 E
(Deg) (Min) (Sec) (Deg) (Min) (Sec) Section Township Range

Approximate Construction Start Date Apr 15, 2019 Approximate Construction End Date Aug 31, 2019

Total size of construction site in acres: 0.38

If less than 1 acre, is the site part of a larger common plan of development?

Yes No

Fee Schedule for Construction Sites:
Less than 5 acres - \$250
5 or more acres - \$750

STORM WATER POLLUTION PREVENTION PLAN (SWPPP)

Has the SWPPP been submitted to the Agency? Yes No

(Submit SWPPP electronically to: epa.constilr10swppp@illinois.gov)

Location of SWPPP for viewing: Address: _____ City: _____

SWPPP contact information: Inspector qualifications: _____

Contact Name: _____

Phone: _____ Fax: _____ E-mail: _____

Project inspector, if different from above Inspector qualifications: _____

Inspector's Name: _____

Phone: _____ Fax: _____ E-mail: _____

This Agency is authorized to require this information under Section 4 and Title X of the Environmental Protection Act (415 ILCS 5/4, 5/39). Failure to disclose this information may result in: a civil penalty of not to exceed \$50,000 for the violation and an additional civil penalty of not to exceed \$10,000 for each day during which the violation continues (415 ILCS 5/42) and may also prevent this form from being processed and could result in your application being denied. This form has been approved by the Forms Management Center.

TYPE OF CONSTRUCTION (select one)
Construction Type Transportation

SIC Code: _____

Type a detailed description of the project:

This project involves the removal and replacement of the existing Rural Rd bridge over Indian Creek with a new bridge including improvements to the roadway approaches which include aggregate base courses, HMA pavement and shoulders. Drainage will be by roadside ditches.

HISTORIC PRESERVATION AND ENDANGERED SPECIES COMPLIANCE

Has the project been submitted to the following state agencies to satisfy applicable requirements for compliance with Illinois law on:

Historic Preservation Agency Yes No

Endangered Species Yes No

RECEIVING WATER INFORMATION

Does your storm water discharge directly to: Waters of the State or Storm Sewer

Owner of storm sewer system: _____

Name of closest receiving water body to which you discharge: Indian Creek

Mail completed form to: Illinois Environmental Protection Agency
Division of Water Pollution Control
Attn: Permit Section
Post Office Box 19276
Springfield, Illinois 62794-9276
or call (217) 782-0610
FAX: (217) 782-9891

Or submit electronically to: epa.constilr10swppp@illinois.gov

I certify under penalty of law that this document and all attachments were prepared under my direction and supervision in accordance with a system designed to assure that qualified personnel properly gather and evaluate the information submitted. Based on my inquiry of the person or persons who manage this system, or those persons directly responsible for gathering the information, the information submitted is, to the best of my knowledge and belief, true, accurate, and complete. I am aware that there are significant penalties for submitting false information, including the possibility of fine and imprisonment. In addition, I certify that the provisions of the permit, including the development and implementation of a storm water pollution prevention plan and a monitoring program plan, will be complied with.

Any person who knowingly makes a false, fictitious, or fraudulent material statement, orally or in writing, to the Illinois EPA commits a Class 4 felony. A second or subsequent offense after conviction is a Class 3 felony. (415 ILCS 5/44(h))

Owner Signature:

Juan Reyna

Printed Name:

Date:

Aurora Township Hwy Commissioner

Title:

INSTRUCTIONS FOR COMPLETION OF CONSTRUCTION ACTIVITY NOTICE OF INTENT (NOI) FORM

Submit original, electronic or facsimile copies. Facsimile and/or electronic copies should be followed-up with submission of an original signature copy as soon as possible. Please write "copy" under the "For Office Use Only" box in the upper right hand corner of the first page.

This fillable form may be completed online, a copy saved locally, printed and signed before it is submitted to the Permit Section at:

Illinois Environmental Protection Agency
Division of Water Pollution Control
Permit Section
Post Office Box 19276
Springfield, Illinois 62794-9276
or call (217) 782-0610

FAX: (217) 782-9891

Or submit electronically to: epa.constilr10swppp@illinois.gov

Reports must be typed or printed legibly and signed.

Any facility that is not presently covered by the General NPDES Permit for Storm Water Discharges From Construction Site Activities is considered a new facility.

If this is a change in your facility information, renewal, etc., please fill in your permit number on the appropriate line, changes of information or permit renewal notifications do not require a fee.

NOTE: FACILITY LOCATION IS NOT NECESSARILY THE FACILITY MAILING ADDRESS, BUT SHOULD DESCRIBE WHERE THE FACILITY IS LOCATED.

Use the formats given in the following examples for correct form completion.

	Example	Format
Section	12	1 or 2 numerical digits
Township	12N	1 or 2 numerical digits followed by "N" or "S"
Range	12W	1 or 2 numerical digits followed by "E" or "W"

For the Name of Closest Receiving Waters, do not use terms such as ditch or channel. For unnamed tributaries, use terms which include at least a named main tributary such as "Unnamed Tributary to Sugar Creek to Sangamon River."

Submission of initial fee and an electronic submission of Storm Water Pollution Prevention Plan (SWPPP) for Initial Permit prior to the Notice of Intent being considered complete for coverage by the ILR10 General Permits. Please make checks payable to: Illinois EPA at the above address.

Construction sites with less than 5 acres of land disturbance - fee is \$250.

Construction sites with 5 or more acres of land disturbance - fee is \$750.

SWPPP should be submitted electronically to: epa.constilr10swppp@illinois.gov. When submitting electronically, use Project Name and City as indicated on NOI form.



Storm Water Pollution Prevention Plan



Route TR 189	Marked Route Rural Street	Section 15-01127-01-BR
Project Number W8B2(838)	County Kane County	Contract Number 61F31

This plan has been prepared to comply with the provisions of the National Pollutant Discharge Elimination System (NPDES) Permit No. ILR10 (Permit ILR10), issues by the Illinois Environmental Protection Agency (IEPA) for storm water discharges from construction site activities.

I certify under penalty of law that this document and all attachments were prepared under my direction or supervision in accordance with a system designed to assure that qualified personnel properly gathered and evaluated the information submitted. Based on my inquiry of the person or persons who manage the system, or those persons directly responsible for gathering the information, the information submitted is, to the best of my knowledge and belief, true, accurate and complete. I am aware that there are significant penalties for submitting false information, including the possibility of fine and imprisonment for knowing violations.

Print Name Juan Reyna	Title Highway Commissioner	Agency Aurora Township Road District
Signature 		Date 09-27-2018

I. Site Description

A. Provide a description of the project location (include latitude and longitude):

The project is located at the Rural Street Bridge crossing over Indian Creek in Aurora Township, Kane County, Illinois. The project is in the SE 1/4 of Section 14, Township 38N, and Range 8E (latitude 41.769946° N & longitude -88.283347° W). The project is bounded by Sheffer Road to the north, the BNSF Railroad tracks to the south, North Ohio Street to the west, and Farnsworth Avenue to the east.

B. Provide a description of the construction activity which is subject of this plan:

The purpose of the project is to replace the existing, structurally deficient Rural Street Bridge over Indian Creek with a bridge that is structurally adequate for the proposed loading.

The work consists of replacing the existing bridge with a new bridge. The proposed structure will have an out-to-out width of 36'-0" and will utilize a profile very close to existing. The proposed bridge will consist of PPC Deck Beams supported on spill-thru pile bent piers and abutments. The three span structure will accommodate two 12-foot lanes and 6-foot shoulders with Steel Bridge Railing. The proposed drainage pattern will follow the existing drainage pattern. The roadway runoff will drain to the roadside ditches, which will discharge to Indian Creek north and south of the proposed bridge. All disturbed areas that are not being paved or covered with aggregate will be seeded with the appropriate vegetation and erosion protection.

Riprap will be installed on the slopes of the banks and at the toe of the slope into the stream bed for stabilization of the proposed in-water piers.

The proposed soil erosion and sediment controls for this project include temporary ditch checks, perimeter erosion barrier (silt fence), erosion control blanket, temporary inlet protection, filtering bag systems, stream bank protection, and temporary and permanent seeding.

C. Provide the estimated duration of this project:

The project is expected to last 5-6 months from the start date.

D. The total area of the construction site is estimated to be 0.38 acres.

The total area of the site estimated to be disturbed by excavation, grading or other activities is 0.25 acres.

E. The following is a weighted average of the runoff coefficient for this project after construction activities are completed:

C=0.75

F. List all soils found within project boundaries. Include map unit name, slope information and erosivity:

The USDA SSURGO Soil Data (December 2004) was reviewed for hydric soils on the property. Hydric soils may indicate wetland conditions exist. The following soils are mapped on the property:

69A: Miliford silty clay loam, 0 to 2 percent slopes (hydric)

530B: Ozaukee silt loam, 4 to 6 percent slopes (not hydric)

530C2: Ozaukee silt loam, 6 to 12 percent slopes (not hydric)

G. Provide an aerial extent of wetland acreage at the site:

WBK identified 0.045 acres of Waters of the U.S. (Indian Creek) and 0.000 acres of wetland area within the project boundary.

H. Provide a description of potentially erosive areas associated with this project:

Slopes along the roadway and along the banks of Indian Creek will be as steep as 1:3 during and after construction and will need to be protected with erosion control blanket. Culvert end sections will need to be protected against erosion with riprap placed on filter fabric. Bypass pipes will need energy dissipation and discharge treatment systems to protect against erosion and sedimentation of Indian Creek.

I. The following is a description of soil disturbing activities by stages, their locations, and their erosive factors (e.g. steepness of slopes, length of scopes, etc.):

The ground will be disturbed for the entire length of the project due to the removal of current stabilization (vegetation and asphalt) to replace the bridge structure. During the replacement of the bridge, the channel will be shaped, then the riprap protection will be placed. Filter bag systems will be utilized to control sediment release to the river for all dewatering processes required to construct the new bridge structure or channel stabilization. Cofferdams, consisting of sheet piling or temporary concrete barriers, will be in place to prevent erosion of the bare banks and water quality impacts of the active construction. During the grading and shaping of the ditches, the bare soil will be protected by temporary ditch checks, temporary seed, temporary erosion control blanket, or mulch prior to final stabilization. The embankments will be protected from erosion by riprap, vegetation, and erosion control blankets or temporary mulching. The slopes have a steepness of 1:3 along the roadway and along the banks of Indian Creek.

J. See the erosion control plans and/or drainage plans for this contract for information regarding drainage patterns, approximate slopes anticipated before and after major grading activities, locations where vehicles enter or exit the site and controls to prevent off site sediment tracking (to be added after contractor identifies locations), areas of soil disturbance, the location of major structural and non-structural controls identified in the plan, the location of areas where stabilization practices are expected to occur, surface waters (including wetlands) and locations where storm water is discharged to surface water including wetlands.

K. Identify who owns the drainage system (municipality or agency) this project will drain into:

Illinois Department of Transportation and Aurora Township

L. The following is a list of General NPDES ILR40 permittees within whose reporting jurisdiction this project is located.

Illinois Department of Transportation and City of Aurora will have reporting jurisdiction for this project location.

M. The following is a list of receiving water(s) and the ultimate receiving water(s) for this site. The location of the receiving waters can be found on the erosion and sediment control plans:

Indian Creek is a tributary to the Fox River. The Fox River is the ultimate receiving waters for this site and is a Section 10 Traditional Navigable Waterway.

- N. Describe areas of the site that are to be protected or remain undisturbed. These areas may include steep slopes, highly erodible soils, streams, stream buffers, specimen trees, natural vegetation, nature preserves, etc.

Areas outside of the project area are to be protected by perimeter erosion barrier. Indian Creek will require cofferdams or barriers to prevent site work from flowing water and reduce the potential for erosion and water quality impacts. Culverts will have temporary inlet/outlet control protection to further reduce sediment from moving down stream. There are no additional areas to be preserved within the project limits.

- O. The following sensitive environmental resources are associated with this project, and may have the potential to be impacted by the proposed development:

- Floodplain
- Wetland Riparian
- Threatened and Endangered Species
- Historic Preservation
- 303(d) Listed receiving waters for suspended solids, turbidity, or siltation
- Receiving waters with Total Maximum Daily Load (TMDL) for sediment, total suspended solids, turbidity, or siltation
- Applicable Federal, Tribal, State or Local Programs
- Other

1. 303(d) Listed receiving waters (fill out this section if checked above):

Indian Creek, Fox River

- a. The name(s) of the listed water body, and identification of all pollutants causing impairment:

Indian Creek is impaired for primary contact recreation by Fecal Coliform. The Fox River is impaired for fish consumption, aesthetic quality, and primary contact recreation by Mercury, Fecal Coliform, PCBs, and Phosphorus

- b. Provide a description of how erosion and sediment control practices will prevent a discharge of sediment resulting from a storm event equal to or greater than a twenty-five (25) year, twenty-four (24) hour rainfall event:

Maintaining the listed practices in this plan will not increase discharge levels of any impairments.

- c. Provide a description of the location(s) of direct discharge from the project site to the 303(d) water body:

Indian Creek flows south of Rural Street and then west along the BNSF Railroad tracks. Indian Creek empties into the Fox River just south of Pierce Street in Aurora. There will not be direct discharge from the project site to the Fox River.

- d. Provide a description of the location(s) of any dewatering discharges to the MS4 and/or water body:

To be addressed at final plans.

2. TMDL (fill out this section if checked above)

- a. The name(s) of the listed water body:

N/A

- b. Provide a description of the erosion and sediment control strategy that will be incorporated into the site design that is consistent with the assumptions and requirements of the TMDL:

N/A

- c. If a specific numeric waste load allocation has been established that would apply to the project's discharges, provide a description of the necessary steps to meet the allocation:

N/A

- P. The following pollutants of concern will be associated with this construction project:

- | | |
|---|--|
| <input checked="" type="checkbox"/> Soil Sediment | <input checked="" type="checkbox"/> Petroleum (gas, diesel, oil, kerosene, hydraulic oil / fluids) |
| <input checked="" type="checkbox"/> Concrete | <input checked="" type="checkbox"/> Antifreeze / Coolants |
| <input checked="" type="checkbox"/> Concrete Truck waste | <input checked="" type="checkbox"/> Waste water from cleaning construction equipment |
| <input checked="" type="checkbox"/> Concrete Curing Compounds | <input type="checkbox"/> Other (specify) _____ |
| <input checked="" type="checkbox"/> Solid waste Debris | <input type="checkbox"/> Other (specify) _____ |
| <input checked="" type="checkbox"/> Paints | <input type="checkbox"/> Other (specify) _____ |
| <input checked="" type="checkbox"/> Solvents | <input type="checkbox"/> Other (specify) _____ |
| <input checked="" type="checkbox"/> Fertilizers / Pesticides | <input type="checkbox"/> Other (specify) _____ |

II. Controls

This section of the plan addresses the controls that will be implemented for each of the major construction activities described in I.C. above and for all use areas, borrow sites, and waste sites. For each measure discussed, the Contractor will be responsible for its implementation as indicated. The Contractor shall provide to the Resident Engineer a plan for the implementation of the measures indicated. The Contractor and subcontractors, will notify the Resident Engineer of any proposed changes, maintenance, or modifications to keep construction activities compliant with the Permit ILR10. Each such Contractor has signed the required certification on forms which are attached to, and are a part of, this plan:

- A. Erosion and Sediment Controls:** At a minimum, controls must be coordinated, installed, and maintained to:
1. Minimize the amount of soil exposed during construction activity;
 2. Minimize the disturbance of steep slopes;
 3. Maintain natural buffers around surface waters, direct storm water to vegetated areas to increase sediment removal and maximize storm water infiltration, unless infeasible;
 4. Minimize soil compaction and, unless infeasible, preserve topsoil.
- B. Stabilization Practices:** Provided below is a description of interim and permanent stabilization practices, including site- specific scheduling of the implementation of the practices. Site plans will ensure that existing vegetation is preserved where attainable and disturbed portions of the site will be stabilized. Stabilization practices may include but are not limited to: temporary seeding, permanent seeding, mulching, geotextiles, sodding, vegetative buffer strips, protection of trees, preservation of mature vegetation, and other appropriate measures. Except as provided below in II(B)(1) and II(B)(2), stabilization measures shall be initiated **immediately** where construction activities have temporarily or permanently ceased, but in no case more than **one (1) day** after the construction activity in that portion of the site has temporarily or permanently ceases on all disturbed portions of the site where construction will not occur for a period of fourteen (14) or more calendar days.
1. Where the initiation of stabilization measures is precluded by snow cover, stabilization measures shall be initiated as soon as practicable.
 2. On areas where construction activity has temporarily ceased and will resume after fourteen (14) days, a temporary stabilization method can be used.

The following stabilization practices will be used for this project:

- | | |
|---|--|
| <input checked="" type="checkbox"/> Preservation of Mature Vegetation | <input checked="" type="checkbox"/> Erosion Control Blanket / Mulching |
| <input type="checkbox"/> Vegetated Buffer Strips | <input type="checkbox"/> Sodding |
| <input type="checkbox"/> Protection of Trees | <input type="checkbox"/> Geotextiles |
| <input checked="" type="checkbox"/> Temporary Erosion Control Seeding | <input checked="" type="checkbox"/> Other (specify) Inlet protection |
| <input type="checkbox"/> Temporary Turf (Seeding, Class 7) | <input type="checkbox"/> Other (specify) _____ |
| <input checked="" type="checkbox"/> Temporary Mulching | <input type="checkbox"/> Other (specify) _____ |
| <input checked="" type="checkbox"/> Permanent Seeding | <input type="checkbox"/> Other (specify) _____ |

Describe how the stabilization practices listed above will be utilized during construction:

Mature vegetation will be preserved where possible. Temporary erosion control seeding and temporary mulching and/or erosion control blanket will be utilized at all bare surfaces to prevent erosion of the existing ground during construction operations if there is a temporary pause in work greater than 14 days. Inlet protection will be used at the openings of culverts.

Describe how the stabilization practices listed above will be utilized after construction activities have been completed:

Areas that are disturbed by construction that will not be paved or covered with riprap will be stabilized with permanent seeding, erosion control blanket and/or mulch.

- C. **Structural Practices:** Provided below is a description of structural practices that will be implemented, to the degree attainable, to divert flows from exposed soils, store flows or otherwise limit runoff and the discharge of pollutants from exposed areas of the site. Such practices may include but are not limited to: perimeter erosion barrier, earth dikes, drainage swales, sediment traps, ditch checks, subsurface drains, pipe slope drains, level spreaders, storm drain inlet protection, rock outlet protection, reinforced soil retaining systems, gabions, and temporary or permanent sediment basins. The installation of these devices may be subject to Section 404 of the Clean Water Act.

The following stabilization practices will be used for this project:

- | | |
|--|---|
| <input checked="" type="checkbox"/> Perimeter Erosion Barrier | <input checked="" type="checkbox"/> Rock Outlet Protection |
| <input checked="" type="checkbox"/> Temporary Ditch Check | <input checked="" type="checkbox"/> Riprap |
| <input checked="" type="checkbox"/> Storm Drain Inlet Protection | <input type="checkbox"/> Gabions |
| <input type="checkbox"/> Sediment Trap | <input type="checkbox"/> Slope Mattress |
| <input type="checkbox"/> Temporary Pipe Slope Drain | <input type="checkbox"/> Retaining Walls |
| <input type="checkbox"/> Temporary Sediment Basin | <input type="checkbox"/> Slope Walls |
| <input checked="" type="checkbox"/> Temporary Stream Crossing | <input type="checkbox"/> Concrete Revetment Mats |
| <input type="checkbox"/> Stabilized Construction Exits | <input type="checkbox"/> Level Spreaders |
| <input type="checkbox"/> Turf Reinforcement Mats | <input checked="" type="checkbox"/> Other (specify) Filter Fabric |
| <input type="checkbox"/> Permanent Check Dams | <input type="checkbox"/> Other (specify) _____ |
| <input type="checkbox"/> Permanent Sediment Basin | <input type="checkbox"/> Other (specify) _____ |
| <input checked="" type="checkbox"/> Aggregate Ditch | <input type="checkbox"/> Other (specify) _____ |
| <input type="checkbox"/> Paved Ditch | <input type="checkbox"/> Other (specify) _____ |

Describe how the structural practices listed above will be utilized during construction:

Perimeter Erosion Barrier will be installed along the perimeter of the project area to prevent sediment from leaving the site. Temporary Ditch Checks using excelsior rolls and/or rock materials will be placed in the ditches at the beginning of the project and may require adjusting during grading. The checks will remain in place until final stabilization has been achieved in the ditches. Storm Drain Inlet Protection will be utilized around the end of culverts to ensure sediment does not flow into the drains. The protection will be in place from project initiation until final stabilization in the ditches has been achieved.

Describe how the structural practices listed above will be utilized after construction activities have been completed:

Areas that are disturbed by construction that will not be paved or covered with riprap will be stabilized with permanent seeding, erosion control blanket and/or mulch. The Riprap with underlying filter fabric along the banks of Indian Creek and into the creek bed will remain in place after construction to prevent erosion of the abutments and bridge cones.

D. **Treatment Chemicals**

Will polymer flocculents or treatment chemicals be utilized on this project: Yes No

If yes above, identify where and how polymer flocculents or treatment chemicals will be utilized on this project.

N/A

E. **Permanent Storm Water Management Controls:** Provided below is a description of measures that will be

installed during the construction process to control volume and pollutants in storm water discharges that will occur after construction operations have been completed. The installation of these devices may be subject to Section 404 of the Clean Water act.

1. Such practices may include but are not limited to: storm water detention structures (including wet ponds), storm water retention structures, flow attenuation by use of open vegetated swales and natural depressions, infiltration of runoff on site, and sequential systems (which combine several practices).

The practices selected for implementation were determined on the basis of the technical guidance in Chapter 41 (Construction Site Storm Water Pollution Control) of the IDOT Bureau of Design & Environment Manual. If practices other than those discussed in Chapter 41 are selected for implementation or if practices are applied to situations different from those covered in Chapter 41, the technical basis for such decisions will be explained below.

2. Velocity dissipation devices will be placed at discharge locations and along the length of any outfall channel as necessary to provide a non-erosive velocity flow from the structure to a water course so that the natural physical and biological characteristics and functions are maintained and protected (e.g. maintenance of hydrologic conditions such as the hydroperiod and hydrodynamics present prior to the initiation of construction activities).

Description of permanent storm water management controls:

The roadside ditches will be vegetated to promote infiltration and filtration of stormwater runoff. The banks of Indian Creek and down into the creek will have riprap with underlying filter fabric for erosion control and velocity dissipation.

- F. Approved State or Local Laws:** The management practices, controls, and provisions contained in this plan will be in accordance with IDOT specifications, which are at least as protective as the requirements contained in the Illinois Environmental Protection Agency's Illinois Urban Manual. Procedures and requirements specified in applicable sediment and erosion site plans or storm water management plans approved by local officials shall be described or incorporated by reference in the space provided below. Requirements specified in sediment and erosion site plans, site permits, storm water management site plans or site permits approved by local officials that are applicable to protecting surface water resources are, upon submittal of an NOI, to be authorized to discharge under the Permit ILR10 incorporated by reference and are enforceable under this permit even if they are not specifically included in the plan.

Description of procedures and requirements specified in applicable sediment and erosion site plans or storm water management plans approved by local officials:

In accordance with the Kane County Stormwater Management Ordinance, Kane-DuPage Soil and Water Conservation District, and the US Army Corps of Engineers.

- G. Contractor Required Submittals:** Prior to conducting any professional services at the site covered by this plan, the Contractor and each subcontractor responsible for compliance with the permit shall submit to the Resident Engineer a Contractor Certification Statement, BDE 2342a.

1. The Contractor shall provide a construction schedule containing an adequate level of detail to show major activities with implementation of pollution prevention BMPs, including the following items:
 - Approximate duration of the project, including each stage of the project
 - Rainy season, dry season, and winter shutdown dates
 - Temporary stabilization measures to be employed by contract phases
 - Mobilization time frame
 - Mass clearing and grubbing/roadside clearing dates
 - Deployment of Erosion Control Practices
 - Deployment of Sediment Control Practices (including stabilized construction entrances/exits)
 - Deployment of Construction Site Management Practices (including concrete washout facilities, chemical storage, refueling locations, etc.)
 - Paving, saw-cutting, and any other pavement related operations
 - Major planned stockpiling operations
 - Time frame for other significant long-term operations or activities that may plan non-storm water discharges such as dewatering, grinding, etc.
 - Permanent stabilization activities for each area of the project
2. The Contractor and each subcontractor shall provide, as an attachment to their signed Contractor Certification Statement, a discussion of how they will comply with the requirements of the permit in regard to the following items and provide a graphical representation showing location and type of BMPs to be used when applicable:

- Vehicle Entrances and Exits - Identify type and location of stabilized construction entrances and exits to be used and how they will be maintained.
- Material delivery, Storage, and Use - Discuss where and how materials including chemicals, concrete curing compounds, petroleum products, etc. will be stored for this project.
- Stockpile Management - Identify the location of both on-site and off-site stockpiles. Discuss what BMPs will be used to prevent pollution of storm water from stockpiles.
- Waste Disposal - Discuss methods of waste disposal that will be used for this project.
- Spill Prevention and Control - Discuss steps that will be taken in the event of a material spill (chemicals, concrete curing compounds, petroleum, etc.).
- Concrete Residuals and Washout Wastes - Discuss the location and type of concrete washout facilities to be used on this project and how they will be signed and maintained.
- Litter Management - Discuss how litter will be maintained for this project (education of employees, number of dumpsters, frequency of dumpster pick-up, etc.).
- Vehicle and Equipment Cleaning and Maintenance - Identify where equipment cleaning and maintenance locations for this project and what BMPs will be used to ensure containment and spill prevention.
- Dewatering Activities - Identify the controls which will be used during dewatering operations to ensure sediments will not leave the construction site.
- Polymer Flocculants and Treatment Chemicals - Identify the use and dosage of treatment chemicals and provide the Resident Engineer with Material Safety Data Sheets. Describe procedures on how the chemicals will be used and identify who will be responsible for the use and application of these chemicals. The selected individual must be trained on the established procedures.
- Additional measures indicated in the plan.

III. Maintenance

When requested by the Contractor, the Resident Engineer will provide general maintenance guides to the Contractor for the practices associated with this project. The following additional procedures will be used to maintain, in good and effective operating conditions, the vegetation, erosion and sediment control measures and other protective measures identified in this plan. It will be Contractor's responsibility to attain maintenance guidelines for any manufactured BMPs which are to be installed and maintained per manufacture's specifications.

Vegetative soil erosion measures - the vegetative growth of temporary and permanent seeding, vegetative filters, etc., shall be maintained periodically and supplied adequate watering and fertilizer. The vegetative cover shall be removed and reseeded as necessary.

Temporary water treatment system will be cleaned and items replaced as recommended by the designer of the system or as directed by the Engineer.

Perimeter erosion barrier, temporary ditch checks, and rolled excelsior logs will be examined regularly and repaired as necessary. Sediment shall be removed when it reaches a height equal to 50% of the height of the barrier.

Stabilized access road and stabilized construction entrances (if required) shall have sediment build up removed as necessary.

IV. Inspections

Qualified personnel shall inspect disturbed areas of the construction site which have not yet been finally stabilized, structural control measures, and locations where vehicles and equipment enter and exit the site using IDOT Storm Water Pollution Prevention Plan Erosion Control Inspection Report (BC 2259). Such inspections shall be conducted at least once every seven (7) calendar days and within twenty-four (24) hours of the end of a storm or by the end of the following business or work day that is 0.5 inch or greater or equivalent snowfall.

Inspections may be reduced to once per month when construction activities have ceased due to frozen conditions. Weekly inspections will recommence when construction activities are conducted, or if there is 0.5" or greater rain event, or a discharge due to snowmelt occurs.

If any violation of the provisions of this plan is identified during the conduct of the construction work covered by this plan, the Resident Engineer shall notify the appropriate IEPA Field Operations Section office by e-mail at: epa.swnoncomp@illinois.gov, telephone or fax within twenty-four (24) hours of the incident. The Resident Engineer shall then complete and submit an "Incidence of Non-Compliance" (ION) report for the identified violation within five (5) days of the incident. The Resident Engineer shall use forms provided by IEPA and shall include specific information on the cause of noncompliance, actions which were taken to prevent any further causes of noncompliance, and a statement detailing any environmental impact which may have resulted from the noncompliance. All reports of non-compliance shall be signed by a responsible authority in accordance with Part VI. G of the Permit ILR10.

The Incidence of Non-Compliance shall be mailed to the following address:

Illinois Environmental Protection Agency
Division of Water Pollution Control
Attn: Compliance Assurance Section
1021 North Grand East
Post Office Box 19276
Springfield, Illinois 62794-9276

Additional Inspections Required:

--

V. Failure to Comply

Failure to comply with any provisions of this Storm Water Pollution Prevention Plan will result in the implementation of a National Pollutant Discharge Elimination System/Erosion and Sediment Control Deficiency Deduction against the Contractor and/or penalties under the Permit ILR10 which could be passed on to the Contractor.



Prior to conducting any professional services at the site covered by this contract, the Contractor and every subcontractor must complete and return to the Resident Engineer the following certification. A separate certification must be submitted by each firm. Attach to this certification all items required by Section II.G of the Storm Water Pollution Prevention Plan (SWPPP) which will be handled by the Contractors/subcontractor completing this form.

Route TR 189	Marked Route Rural Street	Section 15-01127-01-BR
Project Number W8B2(838)	County Kane County	Contract Number 61F31

This certification statement is a part of SWPPP for the project described above, in accordance with the General NPDES Permit No. ILR10 issued by the Illinois Environmental Protection Agency.

I certify under penalty of law that I understand the terms of the Permit No. ILR10 that authorizes the storm water discharges associated with industrial activity from the construction site identified as part of this certification.

In addition, I have read and understand all of the information and requirements stated in SWPPP for the above mentioned project; I have received copies of all appropriate maintenance procedures; and, I have provided all documentation required to be in compliance with the Permit ILR10 and SWPPP and will provide timely updates to these documents as necessary.

- Contractor
- Sub-Contractor

Print Name

Signature

Title

Date

Name of Firm

Telephone

Street Address

City/State/Zip

Items which the Contractor/subcontractor will be responsible for as required in Section II.G. of SWPPP:



Bureau of Land • 1021 North Grand Avenue East • P.O. Box 19276 • Springfield • Illinois • 62794-9276

Source Site Certification by Owner or Operator for Use of Uncontaminated Soil as Fill in a CCDD or Uncontaminated Soil Fill Operation LPC-662

Revised in accordance with 35 Ill. Adm. Code 1100, as
amended by PCB R2012-009 (eff. Aug. 27, 2012)

This certification form is to be used by source site owners and operators to certify, pursuant to 35 Ill. Adm. Code 1100.205(a)(1) (A), that soil (i) was removed from a site that is not potentially impacted property and is presumed to be uncontaminated soil and (ii) is within a pH range of 6.25 to 9.0. If you have questions about this form, please telephone the Bureau of Land Permit Section at 217/524-3300.

This form may be completed online, saved locally, printed and signed, and submitted to prospective clean construction or demolition debris fill operations or uncontaminated soil fill operations.

I. Source Location Information

(Describe the location of the source of the uncontaminated soil)

Project Name: Rural Street over Indian Creek 15-01127-01-BR Office Phone Number, if available: 630-232-5981

Physical Site Location (Street, Road): Rural Street (TR 189)

City: Aurora State: IL Zip Code: 60505

County: Kane Township: Aurora

Lat/Long of approximate center of site in decimal degrees (DD.ddddd) to five decimal places (e.g., 40.67890, -90.12345):

Latitude: 41.769946 Longitude: -88.283347
(Decimal Degrees) (-Decimal Degrees)

Identify how the lat/long data were determined:

GPS Map Interpolation Photo Interpolation Survey Other

IEPA Site Number(s), if assigned: BOL: _____ BOW: _____ BOA: _____

II. Owner/Operator Information for Source Site

Site Owner

Site Operator

Name: Aurora Township Highway Department

Name: _____

Street Address: 220 Butterfield Road

Street Address: _____

PO Box: _____

PO Box: _____

City: North Aurora State: IL

City: _____ State: _____

Zip Code: 60542 Phone: 630-892-0246

Zip Code: _____ Phone: _____

Contact: Juan Reyna, Hwy Commisioner

Contact: _____

Email, if available: info@athd.org

Email, if available: _____

This Agency is authorized to require this information under Section 4 and Title X of the Environmental Protection Act (415 ILCS 5/4, 5/39). Failure to disclose this information may result in: a civil penalty of not to exceed \$50,000 for the violation and an additional civil penalty of not to exceed \$10,000 for each day during which the violation continues (415 ILCS 5/42). This form has been approved by the Forms Management Center.

Project Name: Rural Street over Indian Creek - 15-01127-01-BR

Latitude: 41.769946 Longitude: -88.283347

(Decimal Degrees)

(-Decimal Degrees)

Source Site Certification

III. Descriptions of Current and Past Uses of Source Site

Describe the current and past uses of the site and nearby properties.* Attach additional information as needed. The description must take into account, at a minimum, the following for the source site and for nearby property: (1) use of the properties for commercial or industrial purposes; (2) the use, storage or disposal of chemical or petroleum products in individual containers greater than 5 gallons or collectively more than 50 gallons; (3) the current or past presence of any storage tanks (above ground or underground); (4) any waste storage, treatment or disposal at the properties; (5) any reported releases or any environmental cleanup or removal of contaminants; (6) any environmental liens or governmental notification of environmental violations; (7) any contamination in a well that exceeds the Board's groundwater quality standards; (8) the use, storage, or disposal of transformers or capacitors manufactured before 1979; and (9) any fill dirt brought to the properties from an unknown source or site.

Number of pages attached: 260

The project site includes an existing bridge over Indian Creek and is surrounded by residential land to the west, commercial uses including outdoor storage to the north and south, and commercial and industrial uses to the east. A landscaping company is located adjacent to the project area on the north side (west of Indian Creek), a machinery & transportation company is also adjacent to the project area on the north side (east of Indian Creek), and a trucking company is located adjacent to the project area on the south side (east of Indian Creek). During the September 28, 2016 site reconnaissance, completed by WBK, two above ground storage tanks were observed. WBK did not find any on-site evidence of discharge from the tanks towards the right-of-way. The tanks met the double containment requirements and did not slope towards the right-of-way. A rusted transformer on a utility pole along Rural Street was observed during the site reconnaissance. There was no leaking detected and the transformer was considered a de minimis condition. Within the project corridor there was no evidence of odors, vegetation damage, leaks, spills, or illegal dumping observed. Greater detail is provided in the project PESA.

*The description must be sufficient to demonstrate that the source site is not potentially impacted property, thereby allowing the source site owner or operator to provide this certification.

IV. Soil pH Testing Results

Describe the results of soil pH testing showing that the soil pH is within the range of 6.25 to 9.0 and attach any supporting documentation.

Number of pages attached: 1

Soil samples were collected by WBK Engineering, LLC from the source site and analyzed for pH by Patrick Kelsey, Certified Professional Soil Scientist on October 1, 2016 indicates that soil samples taken from areas of proposed excavation adjacent to the existing bridge on both the northwest and southeast quadrants of Rural Street at the bridge over Indian Creek, Aurora, IL has pHs of 7.37 and 7.81, respectively.

V. Source Site Owner, Operator or Authorized Representative's Certification Statement and Signature Page 6

In accordance with the Illinois Environmental Protection Act [415 ILCS 5/22.51 or 22.51a] and 35 Ill. Adm. Code 1100.205(a), I Reyna, Juan (owner, operator or authorized representataive of source site) certify that this site is not a potentially impacted property and the soil is presumed to be uncontaminated soil. I also certify that the soil pH is within the range of 6.25 to 9.0. I further certify that the soil has not been removed from the site as part of a cleanup or removal of contaminants. Additionally, I certify that I am either the site owner or operator or a duly authorized representative of the site owner or site operator and am authorized to sign this form. Furthermore, I certify that all information submitted, including but not limited to, all attachments and other information, is to the best of my knowledge and belief, true, accurate and complete.

Any person who knowingly makes a false, fictitious, or fraudulent material statement, orally or in writing, to the Illinois EPA commits a Class 4 felony. A second or subsequent offense after conviction is a Class 3 felony. (415 ILCS 5/44(h))

- | | |
|---|---|
| <input type="radio"/> Owner | <input type="radio"/> Operator |
| <input checked="" type="radio"/> Owner's Duly Authorized Representative | <input type="radio"/> Operator's Duly Authorized Representative |

Juan Reyna

Printed Name

Juan P. Reyna Jr
Signature


09-27-2018



Date

WBK ENGINEERING, LLC SOIL CHARACTERIZATION REPORT

Location Rural Street over Indian Creek, Aurora, Kane	County Kane	T.	R.	Sec.	By	Date 10/1/2016	Project Number: 16-0245	Plot ID:
Parent Material	Drainage Class		Project Name:		Restrictive Layer:			
Classification	Vegetation		Notes:					
Physiography	Slope Position		SURFACE ELEVATION: LAT: ° LONG: °					

Horizon	Depth (in)	Matrix Color(s) Moist	Color	Redox Features / Coatings Abund.	Cont.	Type	Texture	Grade	Structure Size	Shape	Consist.	Est. Perm.	Bound	pH	Addt. Remarks
Southeast Corner near Abutment	0-1.5 ft	Black					Gravelly silty clay loam							7.81	Measured 1:1 in distilled water at 72.OF within 2 hours of sample receipt
Northwest Corner near Abutment	0-1.5 FT	Very Dark Brown					Gravelly silty clay loam							7.37	Measured 1:1 in distilled water at 72.OF within 2 hours of sample receipt

BY: 
Patrick Kelsey, CPSS/SC
ISCA Certification 36
ARCPACS Certification 02933

Kane – DuPage Soil & Water Conservation District



August 21, 2018

Natalie Paver
WBK Engineering
116 West Main Street, Suite 201
St. Charles, IL 60174

KDSWCD project number: 18e053
USACE Number: LRC-2016-689
KDSWCD Approval Date: 8/21/2018

Dear Ms. Paver:

I received your soil erosion and sedimentation control plan submittal for the Rural Street over Indian Creek Bridge Replacement Phase II project in Aurora, Illinois. KDSWCD approval is contingent upon:

1. If the plans require revision based on the concurrent review by USACE and these revisions result in significant changes to the plans, revised plans must be submitted to KDSWCD for re-review.
2. The exact means, methods, and locations for dewatering and/or in-stream work materials should be coordinated with and approved by KDSWCD prior to the commencement of construction.

This letter and a set of plans located at the construction site, will serve to certify that the erosion and sediment control plans meet Technical Standards. Thank you for incorporating our comments into the plan, it will improve the quality of protection for the natural resources, both on and off site. I will visit the site during the course of construction to assess compliance with the specifications and will be glad to address specific issues that may arise during the course of construction.

Sincerely,

A handwritten signature in black ink, appearing to read 'Patrick J. McPartlan'. The signature is fluid and cursive.

Patrick J. McPartlan
Resource Analyst

ECC:

Kimberly Kubiak, USACE

Diedra McLaurin, USACE

Juan Reyna, ATHD



Illinois Department of Transportation

Office of Highways Project Implementation / Region 1 / District 1
201 West Center Court / Schaumburg, Illinois 60196-1096

LOCAL ROADS AND STREETS

Regulated Floodway Construction Permit Approval
Township of Aurora
Location: Rural Street Bridge Crossing of Indian Creek
Section No.: 15-01127-01-BR
Project No.: BROS-0089(186)
Job No.: C-91-390-15
File No.: 494
Existing Structure No.: 045-3127
Proposed Structure No.: N/A
Kane County

September 26, 2016

Mr. John Shoemaker
Highway Commissioner
Aurora Township
220 Butterfield Road
North Aurora, IL 60542

Dear Mr. Shoemaker:

Attached is the Regulated Floodway Construction Permit No. 494 for the above-referenced project authorizing the construction of a bridge replacement in Aurora Township located at Rural Street Bridge Crossing of Indian Creek.

The project consists of a bridge replacement in Aurora Township over located at Rural Street Bridge Crossing of Indian Creek. The bridge replacement will be a Precast Prestressed Concrete Deck Beams with a Span Length of 21'-5 1/4", 38'-0", 21'-5 1/4" and an 83'-6" back to back of abutments. The project is located in Section 14, Township 28 North, Range 8 East of the 3rd Prime Meridian, Kane County

This Permit grants permission to the County to only perform construction activities in a floodway.

If you have any questions or need additional information, please contact Alex Househ, Field Engineer, at extension 4410.

Very truly yours,

John Fortmann, P.E.
Region One Engineer

A handwritten signature in blue ink, appearing to read 'C. Holt'.

By:
Christopher J. Holt, P.E.
Bureau Chief of Local Roads and Streets

Attachment

STATE OF



ILLINOIS

Permit No.: DIL-16-003

Department of Transportation

**Division of Highways
2300 South Dirksen Parkway
Springfield, IL 62764**

**REGULATED FLOODWAY CONSTRUCTION PERMIT
RIVERS, LAKES AND STREAMS ACT "615 ILCS 5"**

PERMISSION IS HEREBY GRANTED TO: Aurora Township Highway Department
220 Butterfield Road
North Aurora, IL 60542

FOR CONSTRUCTION OF: A bridge replacement in the Aurora Township located at Rural Street Bridge Crossing of Indian Creek. The bridge replacement will be Precast Prestressed Concrete Deck Beams with a Span Length of 21'-5 1/4", 38'-0"; 21'-5 1/4" and an 83'-6" back to back of abutments. The project is located Section 14, Township 28 North, Range 8 East of the 3rd Prime Meridian, Kane County, as part of Section Number 15-01127-01-BR, Structure 045-9127.

IN ACCORDANCE WITH THE Application and Plan
DATED July 21, 2016 AND MADE A PART HEREOF, AND SUBJECT TO THE
TERMS SHOWN ON THE BACK HEREOF AND THE SPECIAL CONDITIONS ATTACHED
HERETO AS EXHIBIT.

EXAMINED AND APPROVED


REGIONAL ENGINEER/CENTRAL BUREAU CHIEF

9-23-16
DATE

KANE COUNTY
DIVISION of TRANSPORTATION

Carl Schoedel, P.E.
Director of Transportation
County Engineer



41W011 Burlington Road
St. Charles, IL 60175
Phone: (630) 584-1170
Fax: (630) 584-5239

October 4, 2018

WBK Engineering, LLC
Mr. John W. Witte
116 West Main Street, Suite 201
St. Charles, IL 60174

RE: Rural Street over Indian Creek Bridge Replacement
Aurora Township
Stormwater Permit Review, TA-2018-0987

Dear John:

Staff from the Kane County Division of Transportation (KDOT) has reviewed the stormwater permit application for the bridge replacement of Rural Street over Indian Creek (dated 7-31-18). We have no comments on the submittal and are willing to issue a KDOT Stormwater Permit.

It is our understanding that plans will soon be submitted to IDOT for final approval. We ask that you provide us with one copy of the final, IDOT-approved plans and specifications, which, along with the stormwater report, will be referenced by KDOT stormwater permit to be issued. Please also provide a copy of the USACE permit.

Once a contractor is selected, KDOT will need a certificate of insurance from the contractor which names the "County of Kane" as additionally insured. We will then be prepared to issue the stormwater permit.

If you have questions, you can reach me at (630) 406-7372.

Sincerely,

Kurt E. Nika, P.E.
Chief of Traffic Operations & Permitting

Cc: Juan Reyna, Aurora Township Road District
File: TA-2018-0987



REPLY TO
ATTENTION OF:

DEPARTMENT OF THE ARMY
CHICAGO DISTRICT, CORPS OF ENGINEERS
231 SOUTH LASALLE STREET
CHICAGO, ILLINOIS 60604-1437

October 4, 2018

Technical Services Division
Regulatory Branch
LRC-2016-689

SUBJECT: Permit Verification for Proposed Bridge Replacement of Rural Street over Indian Creek, Located West of Farnsworth Avenue, Aurora Township, Kane County, Illinois (Latitude 41.7699, Longitude -88.28339)

Juan Reyna
Aurora Township Highway Department
220 Butterfield Road
North Aurora, Illinois 60542

Dear Mr. Reyna:

This office has verified that your proposed activity complies with the terms and conditions of Regional Permits 3 (Transportation Projects) and 7 (Temporary Construction Activities) and the General Conditions for all activities authorized under the Regional Permit Program.

This verification expires three (3) years from the date of this letter and covers only your activity as described in your notification and as shown on the plans titled, "State of Illinois, Department of Transportation, Plans for Proposed Federal Aid Highway, TR 0189 (Rural Street) over Indian Creek Bridge Replacement, Section 15-01127-01-BR, Project: W8B2(838), Aurora Township, Kane County, C-91-390-15" dated June 29, 2018 (revised August 15, 2018), prepared by WBK Engineering, LLC. Caution must be taken to prevent construction materials and activities from impacting waters of the United States beyond the scope of this authorization. If you anticipate changing the design or location of the activity, you should contact this office to determine the need for further authorization.

The activity may be completed without further authorization from this office provided the activity is conducted in compliance with the terms and conditions of the RPP, including conditions of water quality certification issued under Section 401 of the Clean Water Act by the Illinois Environmental Protection Agency (IEPA). If the design, location, or purpose of the project is changed, you should contact this office to determine the need for further authorization.

The following special conditions are a requirement of your authorization:

1. You shall undertake and complete the project as described in the plans titled, "State of Illinois, Department of Transportation, Plans for Proposed Federal Aid Highway, TR

0189 (Rural Street) over Indian Creek Bridge Replacement, Section 15-01127-01-BR, Project: W8B2(838), Aurora Township, Kane County, C-91-390-15” dated June 29, 2018 (revised August 15, 2018), prepared by WBK Engineering, LLC, including all relevant documentation to the project plans as proposed.

2. If the work is scheduled to occur between April 1 and September 31 of any year, the bridge/culvert shall be inspected for the presence of Northern Long-Eared bat (*Myotis septentrionalis*) no more than 7 days prior to the start of construction activity to ensure bats have not started to use the area of the bridge proposed for work. If that species is found to be using the structure, the permittee shall immediately contact Shawn Cirton of the U.S. Fish and Wildlife Service, (847) 381-2253, and Ms. Kimberly Kubiak of the U.S. Army Corps of Engineers, (312) 846-5541, to ask for further guidance. Work shall not commence until consultation with these two agencies has been satisfied.
3. To avoid potential impacts to the northern long-eared bat (*Myotis septentrionalis*), tree clearing (trees 3" DBH or greater) shall only occur between October 1 and March 31 of any construction year.
4. This authorization is contingent upon implementing and maintaining soil erosion and sediment controls in a serviceable condition throughout the duration of the project. You shall comply with the Kane/DuPage Soil and Water Conservation District's (SWCD) written and verbal recommendations regarding the soil erosion and sediment control (SESC) plan and the installation and maintenance requirements of the SESC practices on-site.
 - a. You shall schedule a preconstruction meeting with the SWCD to discuss the SESC plan and the installation and maintenance requirements of the SESC practices on the site. You shall contact the SWCD at least 10 calendar days prior to the preconstruction meeting so that a representative may attend.
 - b. You shall notify the SWCD of any changes or modifications to the approved plan set. Field conditions during project construction may require the implementation of additional SESC measures. If you fail to implement corrective measures, this office may require more frequent site inspections to ensure the installed SESC measures are acceptable.
 - c. Prior to commencement of any in-stream work, you shall submit constructions plans and a detailed narrative to the SWCD that disclose the contractor's preferred method of cofferdam and dewatering method. Work in the waterway shall NOT commence until the SWCD notifies you, in writing, that the plans have been approved.
5. Under no circumstances shall the Contractor prolong final grading and shaping so that the entire project can be permanently seeded at one time. Permanent stabilization within the wetland and stream buffers identified in the plans shall be initiated immediately following the completion of work. Final stabilization of these areas should not be delayed due to utility work to be performed by others.

6. You shall provide written notification to this office and to the SWCD at least ten (10) days prior to the commencement of work indicating the start date and estimated end date of construction.
7. Please note that this site is within the aboriginal homelands of several American Indian Tribes. If any cultural, archaeological or historical resources are unearthed during activities authorized by this permit, work in that area must be stopped immediately and the Corps, State Historic Preservation Office and/or Tribal Historic Preservation Office must be contacted for further instruction. The Corps will initiate the coordination required to determine if the remains warrant a recovery effort or if the site is eligible for listing on the National Register of Historic Places.
8. You are responsible for all work authorized herein and for ensuring that all contractors are aware of the terms and conditions of this authorization.
9. A copy of this authorization must be present at the project site during all phases of construction.
10. You shall notify this office of any proposed modifications to the project, including revisions to any of the plans or documents cited in this authorization. You must receive approval from this office before work affected by the proposed modification is performed.
11. You shall notify this office prior to the transfer of this authorization and liabilities associated with compliance with its terms and conditions.
12. Work in the waterway should be timed to take place during low or no-flow conditions. Low flow conditions are flow at or below the normal water elevation.
13. The plan will be designed to allow for the conveyance of the 2-year peak flow past the work area without overtopping the cofferdam. The Corps has the discretion to reduce this requirement if documented by the applicant to be infeasible or unnecessary.
14. Water shall be isolated from the in-stream work area using a cofferdam constructed of non-erodible materials (steel sheets, aqua barriers, rip rap and geotextile liner, etc.). Earthen cofferdams are not permissible.
15. The cofferdam must be constructed from the upland area and no equipment may enter flowing water at any time. If the installation of the cofferdam cannot be completed from shore and access is needed to reach the area to be coffered, other measures, such as the construction of a causeway, will be necessary to ensure that equipment does not enter the water. Once the cofferdam is in place and the isolated area is dewatered, equipment may enter the coffered area to perform the required work.
16. If bypass pumping is necessary, the intake hose shall be placed on a stable surface or floated to prevent sediment from entering the hose. The bypass discharge shall be placed

on a non-erodible, energy dissipating surface prior to rejoining the stream flow and shall not cause erosion. Filtering of bypass water is not necessary unless the bypass water has become sediment-laden as a result of the current construction activities.

17. During dewatering of the coffered work area, all sediment-laden water must be filtered to remove sediment. Possible options for sediment removal include baffle systems, anionic polymers systems, dewatering bags, or other appropriate methods. Water shall have sediment removed prior to being re-introduced to the downstream waterway. A stabilized conveyance from the dewatering device to the waterway must be identified in the plan. Discharge water is considered clean if it does not result in a visually identifiable degradation of water clarity.
18. The portion of the side slope that is above the observed water elevation shall be stabilized as specified in the plans prior to accepting flows. The substrate and toe of slope that has been disturbed due to construction activities shall be restored to proposed or pre-construction conditions and fully stabilized prior to accepting flows.

This verification does not obviate the need to obtain all other required Federal, state, or local approvals before starting work. Please note that Section 401 Water Quality Certification has been issued by IEPA for this RP. If you have any questions regarding Section 401 certification, please contact Mr. Darin LeCrone at IEPA Division of Water Pollution Control, Permit Section #15, by telephone at (217) 782-0610.

Once you have completed the authorized activity, please sign and return the enclosed compliance certification. If you have any questions, please contact Ms. Kimberly Kubiak of my staff by telephone at (312) 846-5541, or email at kimberly.j.kubiak@usace.army.mil.

Sincerely,

Digitally signed by MCLAURIN.DIEDRA.L.1230340362
DN: c=US, o=U.S. Government, ou=DoD, ou=PKI,
ou=USA, cn=MCLAURIN.DIEDRA.L.1230340362
Date: 2018.10.04 16:22:59 -05'00'

Diedra L. McLaurin
Team Leader, West Section
Regulatory Branch

Enclosures
Copy Furnished:

Kane County Division of Environmental Management (Jodie Wollnik)
Kane/DuPage SWCD (Ashley Curran, Patrick McPartlan)
WBK Engineering, LLC (Natalie Paver)



PERMIT COMPLIANCE CERTIFICATION

Permit Number: LRC-2016-689
Permittee: Juan Reyna
Aurora Township Highway Department
Date: October 4, 2018

I hereby certify that the work authorized by the above-referenced permit has been completed in accordance with the terms and conditions of said permit and if applicable, compensatory wetland mitigation was completed in accordance with the approved mitigation plan.¹

PERMITTEE

DATE

Upon completion of the activity authorized by this permit and any mitigation required by the permit, this certification must be signed and returned to the following address:

U.S. Army Corps of Engineers
Chicago District, Regulatory Branch
231 South LaSalle Street, Suite 1500
Chicago, Illinois 60604-1437

Please note that your permitted activity is subject to compliance inspections by Corps of Engineers representatives. If you fail to comply with this permit, you may be subject to permit suspension, modification, or revocation.

¹ If compensatory mitigation was required as part of your authorization, you are certifying that the mitigation area has been graded and planted in accordance with the approved plan. You are acknowledging that the maintenance and monitoring period will begin after a site inspection by a Corps of Engineers representative or after thirty days of the Corps' receipt of this certification. You agree to comply with all permit terms and conditions, including additional reporting requirements, for the duration of the maintenance and monitoring period.



US Army Corps of Engineers®
Chicago District

**GENERAL CONDITIONS
APPLICABLE TO THE 2017
REGIONAL PERMIT PROGRAM**

The permittee must comply with the terms and conditions of the Regional Permits and the following general conditions for all activities authorized under the RPP:

1. State 401 Water Quality Certification - Water quality certification under Section 401 of the Clean Water Act may be required from the Illinois Environmental Protection Agency (IEPA). The District may consider water quality, among other factors, in determining whether to exercise discretionary authority and require an Individual Permit. Please note that Section 401 Water Quality Certification is a requirement for projects carried out in accordance with Section 404 of the Clean Water Act. Projects carried out in accordance with Section 10 of the Rivers and Harbors Act of 1899 do not require Section 401 Water Quality Certification

On February 16, 2017, the IEPA granted Section 401 certification, with conditions, for all Regional Permits, except for activities in certain waterways noted under RPs 4 and 8. The following conditions of the certification are hereby made conditions of the RPP:

1. The applicant must not cause:
 - a) a violation of applicable water quality standards of the Illinois Pollution Control Board Title 35, Subtitle C: Water Pollution Rules and Regulations;
 - b) water pollution defined and prohibited by the Illinois Environmental Protection Act;
 - c) interference with water use practices near public recreation areas or water supply intakes;
 - d) a violation of applicable provisions of the Illinois Environmental Protection Act.
2. The applicant must provide adequate planning and supervision during the project construction period for implementing construction methods, processes and cleanup procedures necessary to prevent water pollution and control erosion.
3. Except as allowed under condition 7, 9 and 10, any spoil material excavated, dredged or otherwise produced must not be returned to the waterway but must be deposited in a self-contained area in compliance with all state statutes, regulations and permit requirements with no discharge to waters of the State unless a permit has been issued by the Illinois EPA. Any backfilling must be done with clean material and placed in a manner to prevent violation of applicable water quality standards.
4. All areas affected by construction must be mulched and seeded as soon after construction as possible. The applicant shall undertake necessary measures and procedures to reduce erosion during construction. Interim measures to prevent erosion during construction shall be taken and may include the installation of staked straw bales, sedimentation basins and temporary mulching. All construction within the waterway shall be constructed during zero or low flow conditions. The applicant shall be responsible for obtaining a NPDES Storm Water Permit prior to initiating construction if the construction activity associated with the project will result in the disturbance of (1) one or more acres, total land area. An NPDES Storm Water Permit may be obtained by submitting a properly completed Notice of Intent (NOI) form by certified mail to the Illinois EPA's Division of Water Pollution Control, Permit Section.
5. The applicant shall implement erosion control measures consistent with the "Illinois Urban Manual" (IEPA/USDA, NRCS; 2016).
6. The applicant is advised that the following permits(s) must be obtained from the Illinois EPA: The applicant must obtain permits to construct sanitary sewers, water mains and related facilities prior to construction.
7. Backfill used in stream crossing trenches shall be predominantly sand or larger size material, with less than 20% passing a #230 U.S. sieve.
8. Any channel relocation shall be constructed under dry conditions and stabilized to prevent erosion prior to the diversion of flow.
9. Backfill used within trenches passing through surface waters of the State, except wetland areas, shall be clean course aggregate, gravel or other material which will not cause siltation, pipe damage during placement, or chemical corrosion in place. Excavated material may be used only if:
 - a) particle size analysis is conducted and demonstrates the material to be at least 80% sand or larger size material, using #230 U.S. sieve; or

- b) excavation and backfilling are done under dry conditions.
10. Backfill used within trenches passing through wetland areas shall consist of clean material which will not cause siltation, pipe damage during placement, or chemical corrosion in place. Excavated material shall be used to the extent practicable, with the upper six (6) to twelve (12) inches backfilled with the topsoil obtained during trench excavation.
 11. Any applicant proposing activities in a mined area or previously mined area shall provide to the IEPA a written determination regarding the sediment and materials used which are considered “acid-producing material” as defined in 35 Il. Adm. Code, Subtitle D. If considered “acid-producing material,” the applicant shall obtain a permit to construct pursuant to 35 Il. Adm. Code 404.101.
 12. Asphalt, bituminous material and concrete with protruding material such as reinforcing bar or mesh shall not be 1) used for backfill, 2) placed on shorelines/stream banks, or 3) placed in waters of the State.
 13. Applicants that use site dewatering techniques in order to perform work in waterways for construction activities approved under Regional Permits 1 (Residential, Commercial and Institutional Developments), 2 (Recreation Projects), 3 (Transportation Projects), 7 (Temporary Construction Activities), 9 (Maintenance), or 12 (Bridge Scour Protection) shall maintain flow in the stream during such construction activity by utilizing dam and pumping, fluming, culverts or other such techniques.
 14. In addition to any action required of the Regional Permit 13 (Cleanup of Toxic and Hazardous Materials Projects) with respect to the “Notification” General Condition 23, the applicant shall notify the Illinois EPA Bureau of Water, of the specific activity. This notification must include information concerning the orders and approvals that have been or will be obtained from the Illinois EPA Bureau of Land (BOL) for all cleanup activities under BOL jurisdiction, or for which authorization or approval is sought from BOL for no further remediation. This Regional Permit is not valid for activities that do not require or will not receive authorization or approval from the BOL.
 15. The applicant shall implement Best Management Practices (BMPs) to protect water quality, preserve natural hydrology and minimize the overall impacts to aquatic resources during and after construction. If the project involves a water with an approved Total Maximum Daily Load (TMDL) allocation for any parameter, measures which ensure consistency with the assumption and requirements of the TMDL shall be included. TMDL program information and water listings are available at <http://www.epa.illinois.gov/topics/water-quality/watershed-management/tmdls/index>. If the project involves and impaired water listed on the Illinois Environmental Protection Agency’s Section 303(d) list for suspended solids, turbidity, or siltation, measures designed for at least a 25-year, 24-hour rainfall event shall be incorporated. Impaired waters are identified at <http://www.epa.illinois.gov/topics/water-quality/watershed-management/tmdls/303d-list/index>.
 16. Earthen granular fill used for construction of temporary structures in waters of the State shall have less than 20% passing a #230 U.S. sieve.
 17. The use of directional drilling to install utility pipelines below surface waters of the State is hereby certified provided that:
 - a) All pits and other construction necessary for the directional drilling process are located outside of surface waters of the State;
 - b) All drilling fluids shall be adequately contained such that they cannot cause a discharge to surface waters of the State. Such fluids shall be managed such that they are not discharged to waters of the State and disposed of appropriately in accordance with the regulations at 35 Il. Adm. Code Subtitle G.
 - c) Erosion and sediment control is provided with Conditions 2, 4, and 5.
2. Illinois Coastal Management Program - Any non-federal entity applying to the Corps for an Individual Permit or a Letter of Permission for a project located within the boundary of the Illinois Coastal Management Program (ICMP), including waters of Lake Michigan, is required to submit a Federal Consistency Determination confirmation from the Illinois Coastal Management Program as part of the permit review process.

On February 18, 2017, the Illinois Department of Natural Resources, Coastal Management Program granted the Federal Consistent Determination for the Regional Permit Program. This determination is confirmation that the activities covered under the Regional Permit Program are consistent with the policies of the ICMP.

PDF maps of the Illinois Coastal Management Program’s Zone Boundaries can be found at the bottom of the page at www.dnr.illinois.gov/cmp/Pages/boundaries.aspx and instructions on requesting an ICMP Federal Consistency Determination can be found at www.dnr.illinois.gov/cmp/Documents/ICMPFederalConsistencyReviewProcedures.pdf.

3. Threatened and Endangered Species –

- a) For applications where a Federal agency other than the District is designated as the lead agency, the designated lead agency shall follow agency specific procedures for complying with the requirements of Section 7 of the Endangered Species Act of 1973 (Act). Federal permittees must provide the District with the following documentation to demonstrate compliance with those requirements: the species list, your effects determination for each species, and the rationale for your effects determination for each species.
- b) For non-Federal permittees, if the District determines that the activity may affect Federally listed species or critical habitat, the District must initiate section 7 consultation with the U.S. Fish and Wildlife Service (USFWS) in accordance with the Endangered Species Act of 1973, as amended (Act). Applicants must provide additional information that would enable the District to conclude that the proposed action will have no effect on Federally listed species.

The application packet must indicate whether resources (species, their suitable habitats, or critical habitat) listed or designated under the Act, may be present within areas affected (directly or indirectly) by the proposed project. Applicants must provide a section 7 species list for the action area using the on-line process at the USFWS website. You can access "U.S. Fish and Wildlife Service Endangered Species Program of the Upper Midwest" website at www.fws.gov/midwest/Endangered. Click on the section 7 Technical Assistance green shaded box in the lower right portion of the screen and follow the instructions to completion. Review all documentation pertaining to the species list and provide your effects determination for each species along with the rationale for your effects determination for each species to this office for review.

If no species, their suitable habitats, or critical habitats are listed, then a “no effect” determination can be made, and section 7 consultation is not warranted. If species or critical habitat appear on the list or suitable habitat is present within the action area, then a biological assessment or biological evaluation will need to be completed to determine if the proposed action will have “no effect” or “may affect” the species or suitable habitat. The District must request initiation of section 7 consultation with the USFWS upon agreement with the applicant on the effect determinations in the biological assessment or biological evaluation.

If the issues are not resolved, the analysis of the situation is complicated, or impacts to listed species or critical habitat are found to be greater than minimal, the District will consider reviewing the project under the Individual Permit process.

Projects in Will, DuPage, or Cook Counties that are located in the recharge zones for Hine’s emerald dragonfly critical habitat units may be reviewed under the RPP, with careful consideration due to the potential impacts to the species. All projects reviewed that are located within 3.25 miles of a critical habitat unit will be reviewed under Category II of the RPP. Please visit the following website for the locations of the Hine’s emerald dragonfly critical habitat units in Illinois. www.fws.gov/midwest/endangered/insects/hed/FRHinesFinalRevisedCH.html

4. Historic Properties - In cases where the District determines that the activity may affect properties listed, or eligible for listing, in the National Register of Historic Places, the activity may require an Individual Permit. A determination of whether the activity may be authorized under the RPP instead of an Individual Permit will not be made until the requirements of Section 106 of the National Historic Preservation Act (NHPA) have been satisfied.

Federal permittees designated as the lead agency shall follow agency specific procedures for complying with the requirements of Section 106 of the National Historic Preservation Act. Federal permittees must provide the District with the appropriate documentation to demonstrate compliance with those requirements.

Non-Federal permittees must include notification to the District if the authorized activity may have the potential to cause effects to any historic properties listed, determined to be eligible for listing on, or potentially eligible for listing on the National Register of Historic Places, including previously unidentified properties. For such activities, the permit application must state which historic properties may be affected by the proposed work or include a vicinity map indicating the location of the historic properties or the potential for the presence of historic properties. Assistance regarding information on the location of or potential for the presence of historic resources can be sought from the State Historic Preservation Officer or Tribal Historic Preservation Officer, as appropriate, and the National Register of Historic Places (see 33 CFR 330.4(g)).

When reviewing permit submittals, the District will comply with the current procedures for addressing the requirements of Section 106 of the National Historic Preservation Act. Based on the information submitted and these efforts, the District will determine whether the proposed activity has the potential to cause an effect on the historic properties. Where the non-Federal applicant has identified historic properties which the activity may have the potential to cause effects and so notified the District,

the non-Federal applicant must not begin the activity until notified by the District either that the activity has no potential to cause effects or that consultation under Section 106 of the NHPA has been completed.

The District must take into account the effects on such properties in accordance with 33 CFR Part 325, Appendix C, and 36 CFR 800. If all issues pertaining to historic properties have been resolved through the consultation process to the satisfaction of the District, Illinois State Historic Preservation Officer (SHPO) and Advisory Council on Historic Preservation, the District may, at its discretion, authorize the activity under the RPP.

Applicants are encouraged to obtain information on historic properties from the SHPO and the National Register of Historic Places at the earliest stages of project planning. For information, contact:

Illinois State Historic Preservation Office
Illinois Department of Natural Resources
Attn: Review & Compliance
Old State Capital
1 Natural Resources Way
Springfield, IL 62702
(217) 782-4836
<https://www2.illinois.gov/dnrhistoric/Pages/default.aspx>

If you discover any previously unknown historic, cultural or archeological remains and artifacts while accomplishing the activity, you must immediately notify this office of what you have found, and to the maximum extent practicable, stop activities that would adversely affect those remains and artifacts until the required coordination has been completed. The District will initiate the Federal, Tribal and State coordination required to determine if the items or remains warrant a recovery effort or if the site is eligible for listing in the National Register of Historic Places.

5. Soil Erosion and Sediment Control - Measures must be taken to control soil erosion and sedimentation at the project site to ensure that sediment is not transported to waters of the U.S. during construction. Soil erosion and sediment control measures must be implemented before initiating any clearing, grading, excavating or filling activities. All temporary and permanent soil erosion and sediment control measures must be maintained throughout the construction period and until the site is stabilized. All exposed soil and other fills, and any work below the ordinary high water mark must be permanently stabilized at the earliest practicable date.

Applicants are required to prepare a soil erosion and sediment control (SESC) plan including temporary best management practices (BMPs) to be implemented during construction. It is recommended that the plan be designed in accordance with the Illinois Urban Manual, current edition (www.aiswcd.org/illinois-urban-manual). Practice standards and specifications for measures outlined in the soil erosion and sediment control plans should follow the latest edition of the "Illinois Urban Manual: A Technical Manual Designed for Urban Ecosystem Protection and Enhancement." Additional SESC measures not identified in the Illinois Urban Manual may also be utilized upon District approval.

At the District's discretion, an applicant may be required to submit the SESC plan to the local Soil and Water Conservation District (SWCD) or the Lake County Stormwater Management Commission (SMC) for review. When the District requires submission of an SESC plan, the following applies: An activity may not commence until the SESC plan for the project site has been approved; The SWCD/SMC will review the plan and provide a written evaluation of its adequacy; A SESC plan is considered acceptable when the SWCD/SMC has determined that it meets technical standards. Once a determination has been made, the authorized work may commence unless the SWCD/SMC has requested that they be notified prior to commencement of the approved plans. The SWCD/SMC may elect to attend pre-construction meetings with the permittee and conduct inspections during construction to determine compliance with the plans. Applicants are encouraged to begin coordinating with the appropriate SWCD/SMC office at the earliest stages of project planning. For information, contact:

Kane-DuPage SWCD
2315 Dean Street, Suite 100
St. Charles, IL 60174
(630) 584-7960 ext.3
www.kanedupageswcd.org

Lake County SMC
500 W. Winchester Rd, Suite 201
Libertyville, IL 60048
(847) 377-7700
www.lakecountyil.gov/stormwater

McHenry-Lake County SWCD
1648 South Eastwood Dr.
Woodstock, IL 60098
(815) 338-0099 ext.3
www.mchenryswcd.org

North Cook SWCD
640 Cosman Rd
Elk Grove Village, IL 60007

Will/South Cook SWCD
1201 S. Gougar Rd
New Lenox, IL 60451

6. Total Maximum Daily Load - For projects that include a discharge of pollutant(s) to waters for which there is an approved Total Maximum Daily Load (TMDL) allocation for any parameter, the applicant must develop plans and BMPs that are consistent with the assumptions and requirements in the approved TMDL. The applicant must incorporate into their plans and BMPs any conditions applicable to their discharges necessary for consistency with the assumptions and requirements of the TMDL within any timeframes established in the TMDL. The applicant must carefully document the justifications for all BMPs and plans, and install, implement and maintain practices and BMPs that are consistent with all relevant TMDL allocations and with all relevant conditions in an implementation plan. Information regarding the TMDL program, including approved TMDL allocations, can be found at the following website: www.epa.state.il.us/water/tmdl/

7. Floodplain - Discharges of dredged or fill material into waters of the United States within the 100-year floodplain (as defined by the Federal Emergency Management Agency) resulting in permanent above-grade fills must be avoided and minimized to the maximum extent practicable. When such an above-grade fill would occur, the applicant may need to obtain approval from the Illinois Department of Natural Resources, Office of Water Resources, (IDNR-OWR) which regulates activities affecting the floodway and the local governing agency (e.g., Village or County) with jurisdiction over activities in the floodplain. Compensatory storage may be required for fill within the floodplain. Applicants are encouraged to obtain information from the IDNR-OWR and the local governing agency with jurisdiction at the earliest stages of project planning. For information on floodway construction, contact:

IDNR/OWR
2050 Stearns Road
Bartlett, IL 60103
(847) 608-3100
www.dnr.illinois.gov/WaterResources/

For information on floodplain construction, please contact the local government and/or the Federal Emergency Management Agency. Pursuant to 33 CFR 320.4(j), the District will consider the likelihood of the applicant obtaining approval for above-ground permanent fills in floodplains in determining whether to issue authorization under the RPP.

8. Navigation - Regulated activities may not cause more than a minimal adverse effect on navigation. Safety lights and signals prescribed by the U.S. Coast Guard, through regulations or otherwise, must be installed and maintained at the permittee's expense on authorized facilities within navigable waters of the United States. The permittee understands and agrees that if future operations by the United States require the removal, relocation, or other alteration of the structure or work herein authorized, or if, in the opinion of the Secretary of the Army or his authorized representative, said structure or work will cause unreasonable obstruction to the free navigation of the navigable waters, the permittee will be required, upon due notice from the Corps of Engineers, to remove, relocate, or alter the structural work or obstructions caused thereby, without expense to the United States. No claim will be made against the United States on account of any such removal or alteration.

9. Proper Maintenance - Authorized structures or fill must be properly maintained, including that necessary to ensure public safety.

10. Aquatic Life Movements - Regulated activities may not substantially disrupt the movement of those species of aquatic life indigenous to the waterbody, including species that normally migrate through the area, unless the activity's primary purpose is to impound water.

11. Equipment - Soil disturbance and compaction in regulated areas must be minimized through the use of low ground pressure equipment, matting for heavy equipment, or other measures as approved by the District.

12. Wild and Scenic Rivers - Regulated activities may not occur in a component of the National Wild and Scenic River System, or in a river officially designated by Congress as a "study river" for possible inclusion in the system, while the river is in an official study status. Information on Wild and Scenic Rivers may be obtained from the appropriate land management agency in the area, such as the National Park Service and the U.S. Forest Service.

13. Tribal Rights - Regulated activities or their operation may not impair reserved Tribal rights, including, but not limited to, reserved water rights and treaty fishing and hunting rights.

14. Water Supply Intakes - Discharges of dredged or fill material may not occur in the proximity of a public water supply intake except where the discharge is for repair of the public water supply intake structures or adjacent bank stabilization.
15. Shellfish Production - Discharges of dredged or fill material may not occur in areas of concentrated shellfish production.
16. Suitable Material - Discharges of dredged or fill material may not consist of unsuitable material. Material discharged must be free from toxic pollutants in toxic amounts (see Section 307 of the Clean Water Act). Unsuitable material includes trash, debris, vehicle parts, asphalt, and creosote treated wood.
17. Spawning Areas - Discharges in spawning areas during spawning seasons must be avoided to the maximum extent practicable.
18. Obstruction of High Flows - Discharges must not permanently restrict or impede the passage of normal or expected high flows. All crossings must be culverted, bridged or otherwise designed to prevent the restriction of expected high water flows and designed so as not to impede low water flows or the movement of aquatic organisms.
19. Impacts From Impoundments - If the discharge creates an impoundment of water, adverse impacts on aquatic resources caused by the accelerated passage of water and/or the restriction of its flow must be avoided to the maximum extent practicable.
20. Waterfowl Breeding Areas - Discharges into breeding areas utilized by migratory waterfowl must be avoided to the maximum extent practicable.
21. Removal of Temporary Fills - Temporary fill material must be removed in its entirety and the affected area returned to pre-existing condition.
22. Mitigation - All appropriate and practicable steps must first be taken to avoid and minimize impacts to aquatic resources. For unavoidable impacts, compensatory mitigation is required to replace the loss of wetland, stream, and/or other aquatic resource functions (33 CFR 332). The proposed compensatory mitigation must utilize a watershed approach and fully consider the ecological needs of the watershed. Where an appropriate watershed plan is available, mitigation site selection should consider recommendations in the plan. The applicant must describe in detail how the mitigation site was chosen and will be developed, and be based on the specific resource need of the impacted watershed. Permit applicants are responsible for proposing an appropriate compensatory mitigation option to offset unavoidable impacts. However, the District is responsible for determining the appropriate form and amount of compensatory mitigation required when evaluating compensatory mitigation options and determining the type of mitigation that would be environmentally preferable. In making this determination, the District will assess the likelihood for ecological success and sustainability, the location of the compensation site relative to the impact site, and their significance within the watershed. Methods of providing compensatory mitigation include aquatic resource restoration, establishment, enhancement, and in certain circumstances, preservation. Compensatory mitigation will be accomplished by establishing a minimum ratio of 1.5 acres of mitigation for every 1.0 acre of impact to waters of the U.S. Furthermore, the District has the discretion to require additional mitigation to ensure that the impacts are no more than minimal. Further information is available at www.lrc.usace.army.mil/Missions/Regulatory/Illinois/Mitigation.aspx.
23. Notification - The applicant must provide written notification (i.e., a complete application) for a proposed activity to be verified under the RPP prior to commencing a proposed activity. The District's receipt of the complete application is the date when the District receives all required notification information from the applicant (see below). If the District informs the applicant within 60 calendar days that the notification is incomplete (i.e., not a complete application), the applicant must submit to the District, in writing, the requested information to be considered for review under the Regional Permit Program. A new 60 day review period will commence when the District receives the requested information. Applications that involve unauthorized activities that are completed or partially completed by the applicant are not subject to the 60-day review period. Applications may be either sent to ChicagoRequests@usace.army.mil or mailed to our office: USACE Regulatory Branch, 231 South LaSalle Street, Suite 1500, Chicago, Illinois 60604.

For all activities, notification must include:

- a. A detailed narrative of the proposed activity describing all work to be performed, a clear project purpose and need statement, the Regional Permit(s) to be used for the activity, the area (in acres) of permanent and temporary fills proposed in each water of the U.S., and a statement that the terms and conditions of the RPP will be followed. For projects with impacts to multiple aquatic resources, provide a table identifying impact types and amounts.

- b. A completed joint application form for Illinois signed by the applicant or agent. The application form is available at www.lrc.usace.army.mil/Portals/36/docs/regulatory/forms/appform.pdf. If the applicant does not sign the joint application form, notification must include a signed, written statement from the applicant designating the agent as their representative.
- c. A delineation of waters of the U.S., including wetlands, for the project area, and for areas adjacent to the project site (off-site wetlands must be identified through the use of reference materials including review of local wetland inventories, soil surveys, and the most recent available aerial photography), must be prepared in accordance with the current U.S. Army Corps of Engineers methodology (www.usace.army.mil/Missions/CivilWorks/RegulatoryProgramandPermits/reg_supp.aspx) and generally conducted during the growing season.* The District's wetland delineation standards are available at www.lrc.usace.army.mil/Portals/36/docs/regulatory/pdf/Delineations.pdf. For sites supporting wetlands, the delineation must include a Floristic Quality Assessment (Swink and Wilhelm. 1994, latest edition, Plants of the Chicago Region). The delineation must also include information on the occurrence of any high-quality aquatic resources (see Appendix A), and a listing of waterfowl, reptile and amphibian species observed while at the project area. The District reserves the right to exercise judgment when reviewing submitted wetland delineations. Flexibility of these requirements may be allowed by the District on a case-by-case basis only.
- d. A street map showing the location of the project area.
- e. Latitude and longitude for the project in decimal degrees format (for example 41.878639N, -87.631212W).
- f. Preliminary engineering drawings sized 11" by 17" (full-sized may be requested by the project manager) showing all aspects of the proposed activity and the location of waters of the U.S. to be impacted and not impacted. The plans must include grading contours, proposed and existing structures such as buildings footprints, roadways, road crossings, stormwater management facilities, utilities, construction access areas and details of water conveyance structures. The plans must also depict buffer areas, outlots or open space designations, best management practices, deed restricted areas and restoration areas, if required under the specific RP.
- g. Submittal of soil erosion and sediment control (SESC) plans that identify all SESC measures to be utilized during construction of the project.
- h. A determination whether resources (species, their suitable habitats, or critical habitat) listed or designated under the Endangered Species Act of 1973, as amended, may be present within areas affected (directly or indirectly) by the proposed project. Applicants must provide a section 7 species list for the action area using the on-line process at the USFWS website. You can access "U.S. Fish and Wildlife Service Endangered Species Program of the Upper Midwest" website at www.fws.gov/midwest/Endangered. Click on the section 7 Technical Assistance green shaded box in the lower right portion of the screen and follow the instructions to completion. Review all documentation pertaining to the species list and provide your effects determination for each species along with the rationale for your effects determination for each species to this office for review.

In the event there are no species, their suitable habitats, or critical habitats within areas affected (directly or indirectly) by the proposed project, then a "no effect" determination can be made and section 7 consultation is not warranted. If species or critical habitat appear on the list, or suitable habitat is present within the action area, then a biological assessment or biological evaluation will need to be completed to determine if the proposed action will have a "no effect" or a "may affect" determination on the species or suitable habitat. The District will request initiation of section 7 consultation with the USFWS upon agreement with the applicant on the effects determinations in the biological assessment or biological evaluation. If the issues are not resolved, the analysis of the situation is complicated, or impacts to listed species or critical habitat are found to be greater than minimal, the District will consider reviewing the project under the Individual Permit process.

- i. A determination of the presence or absence of any State threatened or endangered species. Please contact the Illinois Department of Natural Resources (IDNR) to determine if any State threatened and endangered species could be in the project area. You can access the IDNR's Ecological Compliance Assessment Tool (EcoCAT) at the following website: dnr.illinois.gov/EcoPublic/. For the first general information question, select "To obtain information on Illinois T&E species or INAI sites for federal agency actions" and select "U.S. Army Corps of Engineers" from the drop down

* If a wetland delineation is conducted outside of the growing season, the District will determine on a case-by-case basis whether sufficient evidence is available to make an accurate determination. If the District finds that the delineation lacks sufficient evidence, the application will not be considered complete until the information is provided. This may involve re-delineating the project site during the growing season.

menu. Once the EcoCAT and consultation process is complete, forward all resulting information to this office for consideration. The report must also include recommended methods as required by the IDNR for minimizing potential adverse effects of the project.

- j. A statement about the knowledge of the presence or absence of historic properties, which includes properties listed, or properties eligible to be listed in the National Register of Historic Places. The permittee must provide all pertinent correspondence documenting compliance. Initial documentation required for the Illinois State Historic Preservation Officer (ILSHPO) is located here: <https://www2.illinois.gov/dnrhistoric/preserve/pages/resource-protection.aspx>. The Historic and Architectural Resources Geographic Information System (HARGIS) at <http://gis.hpa.state.il.us/hargis/> is the public portal to Illinois' historic buildings, structures, sites, objects, and districts. This database contains properties that have been listed in the National Register of Historic Places, determined eligible for listing, or surveyed without a determination.
- k. Where an appropriate watershed plan is available, the applicant must address in writing how the proposed activity is aligned with the relevant water quality, hydrologic, and aquatic resource protection recommendations in the watershed plan. A list of watershed plans is available at www.lrc.usace.army.mil/Missions/Regulatory/Illinois/WatershedPlans.aspx.
- l. A discussion of measures taken to avoid and/or minimize impacts to aquatic resources on the project site.
- m. A compensatory mitigation plan for all impacts to waters of the U.S. (if compensatory mitigation is required under the specific RP) in compliance with 33 CFR 332.
- n. A written narrative individually addressing each of the items listed under the specific RP(s) being requested.

For Category II activities, the District will provide an Agency Request for Comments (ARC) which describes the proposed activity. The ARC will be sent to interested Federal, state and local agencies, and appropriate Indian Tribes for review and comment. Additional entities may also be notified as needed. Agencies have ten (10) calendar days from the date of the ARC to contact the District and either provide comments or request an extension, not to exceed fifteen (15) calendar days. The Illinois Historic Preservation Agency and Indian Tribes have thirty (30) calendar days from the date of the ARC to provide comments. The District will fully consider agency comments received within the specified time frame. If the District determines that the activity complies with the terms and conditions of the RPP and impacts on aquatic resources are minimal, the District will notify the applicant in writing and include special conditions if deemed necessary. If the District determines the impacts of the proposed activity are more than minimal, the District will notify the applicant that the project does not qualify for authorization under the RPP and instruct the applicant on the procedures to seek authorization under an Individual Permit.

24. Compliance Certification - Any permittee who has received authorization under the RPP from the District must submit a signed certification stating that the authorized work has been completed. The certification will be forwarded by the District with the authorization letter and will include: a) a statement that the authorized work was done in accordance with the District's authorization, including any general or specific conditions; b) a statement that any required mitigation was completed in accordance with the permit conditions, and; c) the signature of the permittee certifying the completion of the work and mitigation.

25. Multiple use of Regional Permits - In any case where a Regional Permit is combined with any other Regional Permit to cover a single and complete project (except where prohibited under specific Regional Permits), the applicant must notify the District in accordance with General Condition 23. If multiple Regional Permits are used, the total impact may not exceed the maximum allowed by the Regional Permit with the greatest impact threshold.

26. Other Restrictions - Authorization under the RPP does not obviate the need to obtain other Federal, State or local permits, approvals, or authorizations required by law nor does it grant any property rights or exclusive privileges, authorize any injury to the property or rights of others or authorize interference with any existing or proposed Federal project.

Approved by:

//ORIGINAL SIGNED/

Christopher T. Drew
Colonel, U.S. Army
District Commander

March 23, 2017

Date

BITUMINOUS MATERIALS COST ADJUSTMENTS (BDE)

Effective: November 2, 2006

Revised: August 1, 2017

Description. Bituminous material cost adjustments will be made to provide additional compensation to the Contractor, or credit to the Department, for fluctuations in the cost of bituminous materials when optioned by the Contractor. The bidder shall indicate with their bid whether or not this special provision will be part of the contract.

The adjustments shall apply to permanent and temporary hot-mix asphalt (HMA) mixtures, bituminous surface treatments (cover and seal coats), and preventative maintenance type surface treatments that are part of the original proposed construction, or added as extra work and paid for by agreed unit prices. The adjustments shall not apply to bituminous prime coats, tack coats, crack filling/sealing, joint filling/sealing, or extra work paid for at a lump sum price or by force account.

Method of Adjustment. Bituminous materials cost adjustments will be computed as follows.

$$CA = (BPI_P - BPI_L) \times (\%AC_V / 100) \times Q$$

- Where: CA = Cost Adjustment, \$.
- BPI_P = Bituminous Price Index, as published by the Department for the month the work is performed, \$/ton (\$/metric ton).
- BPI_L = Bituminous Price Index, as published by the Department for the month prior to the letting for work paid for at the contract price; or for the month the agreed unit price letter is submitted by the Contractor for extra work paid for by agreed unit price, \$/ton (\$/metric ton).
- %AC_V = Percent of virgin Asphalt Cement in the Quantity being adjusted. For HMA mixtures, the % AC_V will be determined from the adjusted job mix formula. For bituminous materials applied, a performance graded or cutback asphalt will be considered to be 100% AC_V and undiluted emulsified asphalt will be considered to be 65% AC_V.
- Q = Authorized construction Quantity, tons (metric tons) (see below).

For HMA mixtures measured in square yards: $Q, \text{ tons} = A \times D \times (G_{mb} \times 46.8) / 2000$. For HMA mixtures measured in square meters: $Q, \text{ metric tons} = A \times D \times (G_{mb} \times 1) / 1000$. When computing adjustments for full-depth HMA pavement, separate calculations will be made for the binder and surface courses to account for their different G_{mb} and % AC_V.

For bituminous materials measured in gallons: $Q, \text{ tons} = V \times 8.33 \text{ lb/gal} \times SG / 2000$
For bituminous materials measured in liters: $Q, \text{ metric tons} = V \times 1.0 \text{ kg/L} \times SG / 1000$

- Where: A = Area of the HMA mixture, sq yd (sq m).
D = Depth of the HMA mixture, in. (mm).
G_{mb} = Average bulk specific gravity of the mixture, from the approved mix design.

V = Volume of the bituminous material, gal (L).
SG = Specific Gravity of bituminous material as shown on the bill of lading.

Basis of Payment. Bituminous materials cost adjustments may be positive or negative but will only be made when there is a difference between the BPI_L and BPI_P in excess of five percent, as calculated by:

$$\text{Percent Difference} = \{(BPI_L - BPI_P) \div BPI_L\} \times 100$$

Bituminous materials cost adjustments will be calculated for each calendar month in which applicable bituminous material is placed; and will be paid or deducted when all other contract requirements for the work placed during the month are satisfied. The adjustments shall not apply during contract time subject to liquidated damages for completion of the entire contract.

80173

COMPENSABLE DELAY COSTS (BDE)

Effective: June 2, 2017

Revise Article 107.40(b) of the Standard Specifications to read:

“(b) Compensation. Compensation will not be allowed for delays, inconveniences, or damages sustained by the Contractor from conflicts with facilities not meeting the above definition; or if a conflict with a utility in an unanticipated location does not cause a shutdown of the work or a documentable reduction in the rate of progress exceeding the limits set herein. The provisions of Article 104.03 notwithstanding, compensation for delays caused by a utility in an unanticipated location will be paid according to the provisions of this Article governing minor and major delays or reduced rate of production which are defined as follows.

- (1) Minor Delay. A minor delay occurs when the work in conflict with the utility in an unanticipated location is completely stopped for more than two hours, but not to exceed two weeks.
- (2) Major Delay. A major delay occurs when the work in conflict with the utility in an unanticipated location is completely stopped for more than two weeks.
- (3) Reduced Rate of Production Delay. A reduced rate of production delay occurs when the rate of production on the work in conflict with the utility in an unanticipated location decreases by more than 25 percent and lasts longer than seven calendar days.”

Revise Article 107.40(c) of the Standard Specifications to read:

“(c) Payment. Payment for Minor, Major, and Reduced Rate of Production Delays will be made as follows.

- (1) Minor Delay. Labor idled which cannot be used on other work will be paid for according to Article 109.04(b)(1) and (2) for the time between start of the delay and the minimum remaining hours in the work shift required by the prevailing practice in the area.

Equipment idled which cannot be used on other work, and which is authorized to standby on the project site by the Engineer, will be paid for according to Article 109.04(b)(4).

- (2) Major Delay. Labor will be the same as for a minor delay.

Equipment will be the same as for a minor delay, except Contractor-owned equipment will be limited to two weeks plus the cost of move-out to either the Contractor’s yard or another job and the cost to re-mobilize, whichever is less.

Rental equipment may be paid for longer than two weeks provided the Contractor presents adequate support to the Department (including lease agreement) to show retaining equipment on the job is the most economical course to follow and in the public interest.

- (3) Reduced Rate of Production Delay. The Contractor will be compensated for the reduced productivity for labor and equipment time in excess of the 25 percent threshold for that portion of the delay in excess of seven calendar days. Determination of compensation will be in accordance with Article 104.02, except labor and material additives will not be permitted.

Payment for escalated material costs, escalated labor costs, extended project overhead, and extended traffic control will be determined according to Article 109.13.”

Revise Article 108.04(b) of the Standard Specifications to read:

“(b) No working day will be charged under the following conditions.

- (1) When adverse weather prevents work on the controlling item.
- (2) When job conditions due to recent weather prevent work on the controlling item.
- (3) When conduct or lack of conduct by the Department or its consultants, representatives, officers, agents, or employees; delay by the Department in making the site available; or delay in furnishing any items required to be furnished to the Contractor by the Department prevents work on the controlling item.
- (4) When delays caused by utility or railroad adjustments prevent work on the controlling item.
- (5) When strikes, lock-outs, extraordinary delays in transportation, or inability to procure critical materials prevent work on the controlling item, as long as these delays are not due to any fault of the Contractor.
- (6) When any condition over which the Contractor has no control prevents work on the controlling item.”

Revise Article 109.09(f) of the Standard Specifications to read:

- “(f) Basis of Payment. After resolution of a claim in favor of the Contractor, any adjustment in time required for the work will be made according to Section 108. Any adjustment in the costs to be paid will be made for direct labor, direct materials, direct equipment, direct jobsite overhead, direct offsite overhead, and other direct costs allowed by the resolution. Adjustments in costs will not be made for interest charges, loss of anticipated profit, undocumented loss of efficiency, home office overhead and unabsorbed overhead

other than as allowed by Article 109.13, lost opportunity, preparation of claim expenses and other consequential indirect costs regardless of method of calculation.

The above Basis of Payment is an essential element of the contract and the claim cost recovery of the Contractor shall be so limited.”

Add the following to Section 109 of the Standard Specifications.

“109.13 Payment for Contract Delay. Compensation for escalated material costs, escalated labor costs, extended project overhead, and extended traffic control will be allowed when such costs result from a delay meeting the criteria in the following table.

Contract Type	Cause of Delay	Length of Delay
Working Days	Article 108.04(b)(3) or Article 108.04(b)(4)	No working days have been charged for two consecutive weeks.
Completion Date	Article 108.08(b)(1) or Article 108.08(b)(7)	The Contractor has been granted a minimum two week extension of contract time, according to Article 108.08.

Payment for each of the various costs will be according to the following.

- (a) Escalated Material and/or Labor Costs. When the delay causes work, which would have otherwise been completed, to be done after material and/or labor costs have increased, such increases will be paid. Payment for escalated material costs will be limited to the increased costs substantiated by documentation furnished by the Contractor. Payment for escalated labor costs will be limited to those items in Article 109.04(b)(1) and (2), except the 35 percent and 10 percent additives will not be permitted.
- (b) Extended Project Overhead. For the duration of the delay, payment for extended project overhead will be paid as follows.
 - (1) Direct Jobsite and Offsite Overhead. Payment for documented direct jobsite overhead and documented direct offsite overhead, including onsite supervisory and administrative personnel, will be allowed according to the following table.

Original Contract Amount	Supervisory and Administrative Personnel
Up to \$5,000,000	One Project Superintendent
Over \$ 5,000,000 - up to \$25,000,000	One Project Manager, One Project Superintendent or Engineer, and One Clerk
Over \$25,000,000 - up to \$50,000,000	One Project Manager, One Project Superintendent, One Engineer, and

	One Clerk
Over \$50,000,000	One Project Manager, Two Project Superintendents, One Engineer, and One Clerk

(2) Home Office and Unabsorbed Overhead. Payment for home office and unabsorbed overhead will be calculated as 8 percent of the total delay cost.

(c) Extended Traffic Control. Traffic control required for an extended period of time due to the delay will be paid. For working day contracts the payment will be made according to Article 109.04. For completion date contracts, an adjustment will be determined as follows.

Extended Traffic Control occurs between April 1 and November 30:

$$\text{ETCP Adjustment (\$)} = \text{TE} \times (\% / 100 \times \text{CUP} / \text{OCT})$$

Extended Traffic Control occurs between December 1 and March 31:

$$\text{ETCP Adjustment (\$)} = \text{TE} \times 1.5 (\% / 100 \times \text{CUP} / \text{OCT})$$

Where: TE = Duration of approved time extension in calendar days.

% = Percent maintenance for the traffic control, % (see table below).

CUP = Contract unit price for the traffic control pay item in place during the delay.

OCT = Original contract time in calendar days.

Original Contract Amount	Percent Maintenance
Up to \$2,000,000	65%
\$2,000,000 to \$10,000,000	75%
\$10,000,000 to \$20,000,000	85%
Over \$20,000,000	90%

When an ETCP adjustment is paid under this provision, an adjusted unit price as provided for in Article 701.20(a) for increase or decrease in the value of work by more than ten percent will not be paid.

Upon payment for a contract delay under this provision, the Contractor shall assign subrogation rights to the Department for the Department's efforts of recovery from any other party for monies paid by the Department as a result of any claim under this provision. The Contractor shall fully cooperate with the Department in its efforts to recover from another party any money paid to the Contractor for delay damages under this provision."

CONSTRUCTION AIR QUALITY – DIESEL RETROFIT (BDE)

Effective: June 1, 2010

Revised: November 1, 2014

The reduction of emissions of particulate matter (PM) for off-road equipment shall be accomplished by installing retrofit emission control devices. The term “equipment” refers to diesel fuel powered devices rated at 50 hp and above, to be used on the jobsite in excess of seven calendar days over the course of the construction period on the jobsite (including rental equipment).

Contractor and subcontractor diesel powered off-road equipment assigned to the contract shall be retrofitted using the phased in approach shown below. Equipment that is of a model year older than the year given for that equipment’s respective horsepower range shall be retrofitted:

Effective Dates	Horsepower Range	Model Year
June 1, 2010 ^{1/}	600-749	2002
	750 and up	2006
June 1, 2011 ^{2/}	100-299	2003
	300-599	2001
	600-749	2002
	750 and up	2006
June 1, 2012 ^{2/}	50-99	2004
	100-299	2003
	300-599	2001
	600-749	2002
	750 and up	2006

1/ Effective dates apply to Contractor diesel powered off-road equipment assigned to the contract.

2/ Effective dates apply to Contractor and subcontractor diesel powered off-road equipment assigned to the contract.

The retrofit emission control devices shall achieve a minimum PM emission reduction of 50 percent and shall be:

- a) Included on the U.S. Environmental Protection Agency (USEPA) *Verified Retrofit Technology List* (<http://www.epa.gov/cleandiesel/verification/verif-list.htm>), or verified by the California Air Resources Board (CARB) (<http://www.arb.ca.gov/diesel/verdev/vt/cvt.htm>); or
- b) Retrofitted with a non-verified diesel retrofit emission control device if verified retrofit emission control devices are not available for equipment proposed to be used on the project, and if the Contractor has obtained a performance certification from the retrofit

device manufacturer that the emission control device provides a minimum PM emission reduction of 50 percent.

Note: Large cranes (Crawler mounted cranes) which are responsible for critical lift operations are exempt from installing retrofit emission control devices if such devices adversely affect equipment operation.

Diesel powered off-road equipment with engine ratings of 50 hp and above, which are unable to be retrofitted with verified emission control devices or if performance certifications are not available which will achieve a minimum 50 percent PM reduction, may be granted a waiver by the Department if documentation is provided showing good faith efforts were made by the Contractor to retrofit the equipment.

Construction shall not proceed until the Contractor submits a certified list of the diesel powered off-road equipment that will be used, and as necessary, retrofitted with emission control devices. The list(s) shall include (1) the equipment number, type, make, Contractor/rental company name; and (2) the emission control devices make, model, USEPA or CARB verification number, or performance certification from the retrofit device manufacturer. Equipment reported as fitted with emissions control devices shall be made available to the Engineer for visual inspection of the device installation, prior to being used on the jobsite.

The Contractor shall submit an updated list of retrofitted off-road construction equipment as retrofitted equipment changes or comes on to the jobsite. The addition or deletion of any diesel powered equipment shall be included on the updated list.

If any diesel powered off-road equipment is found to be in non-compliance with any portion of this special provision, the Engineer will issue the Contractor a diesel retrofit deficiency deduction.

Any costs associated with retrofitting any diesel powered off-road equipment with emission control devices shall be considered as included in the contract unit prices bid for the various items of work involved and no additional compensation will be allowed. The Contractor's compliance with this notice and any associated regulations shall not be grounds for a claim.

Diesel Retrofit Deficiency Deduction

When the Engineer determines that a diesel retrofit deficiency exists, a daily monetary deduction will be imposed for each calendar day or fraction thereof the deficiency continues to exist. The calendar day(s) will begin when the time period for correction is exceeded and end with the Engineer's written acceptance of the correction. The daily monetary deduction will be \$1,000.00 for each deficiency identified.

The deficiency will be based on lack of diesel retrofit emissions control.

If a Contractor accumulates three diesel retrofit deficiency deductions for the same piece of equipment in a contract period, the Contractor will be shutdown until the deficiency is corrected.

Such a shutdown will not be grounds for any extension of the contract time, waiver of penalties, or be grounds for any claim.

80261

DISADVANTAGED BUSINESS ENTERPRISE PARTICIPATION (BDE)

Effective: September 1, 2000

Revised: January 2, 2019

FEDERAL OBLIGATION. The Department of Transportation, as a recipient of federal financial assistance, is required to take all necessary and reasonable steps to ensure nondiscrimination in the award and administration of contracts. Consequently, the federal regulatory provisions of 49 CFR Part 26 apply to this contract concerning the utilization of disadvantaged business enterprises. For the purposes of this Special Provision, a disadvantaged business enterprise (DBE) means a business certified by the Department in accordance with the requirements of 49 CFR Part 26 and listed in the Illinois Unified Certification Program (IL UCP) DBE Directory.

STATE OBLIGATION. This Special Provision will also be used by the Department to satisfy the requirements of the Business Enterprise for Minorities, Females, and Persons with Disabilities Act, 30 ILCS 575. When this Special Provision is used to satisfy state law requirements on 100 percent state-funded contracts, the federal government has no involvement in such contracts (not a federal-aid contract) and no responsibility to oversee the implementation of this Special Provision by the Department on those contracts. DBE participation on 100 percent state-funded contracts will not be credited toward fulfilling the Department's annual overall DBE goal required by the US Department of Transportation to comply with the federal DBE program requirements.

CONTRACTOR ASSURANCE. The Contractor makes the following assurance and agrees to include the assurance in each subcontract that the Contractor signs with a subcontractor.

The Contractor, subrecipient, or subcontractor shall not discriminate on the basis of race, color, national origin, or sex in the performance of this contract. The Contractor shall carry out applicable requirements of 49 CFR Part 26 in the award and administration of contracts funded in whole or in part with federal or state funds. Failure by the Contractor to carry out these requirements is a material breach of this contract, which may result in the termination of this contract or such other remedy as the recipient deems appropriate, which may include, but is not limited to:

- (a) Withholding progress payments;
- (b) Assessing sanctions;
- (c) Liquidated damages; and/or
- (d) Disqualifying the Contractor from future bidding as non-responsible.

OVERALL GOAL SET FOR THE DEPARTMENT. As a requirement of compliance with 49 CFR Part 26, the Department has set an overall goal for DBE participation in its federally assisted contracts. That goal applies to all federal-aid funds the Department will expend in its federally assisted contracts for the subject reporting fiscal year. The Department is required to make a good faith effort to achieve the overall goal. The dollar amount paid to all approved DBE

companies performing work called for in this contract is eligible to be credited toward fulfillment of the Department's overall goal.

CONTRACT GOAL TO BE ACHIEVED BY THE CONTRACTOR. This contract includes a specific DBE utilization goal established by the Department. The goal has been included because the Department has determined that the work of this contract has subcontracting opportunities that may be suitable for performance by DBE companies. The determination is based on an assessment of the type of work, the location of the work, and the availability of DBE companies to do a part of the work. The assessment indicates that, in the absence of unlawful discrimination, and in an arena of fair and open competition, DBE companies can be expected to perform 19.00 % of the work. This percentage is set as the DBE participation goal for this contract. Consequently, in addition to the other award criteria established for this contract, the Department will only award this contract to a bidder who makes a good faith effort to meet this goal of DBE participation in the performance of the work. A bidder makes a good faith effort for award consideration if either of the following is done in accordance with the procedures set for in this Special Provision:

- (a) The bidder documents that enough DBE participation has been obtained to meet the goal or,
- (b) The bidder documents that a good faith effort has been made to meet the goal, even though the effort did not succeed in obtaining enough DBE participation to meet the goal.

DBE LOCATOR REFERENCES. Bidders shall consult the IL UCP DBE Directory as a reference source for DBE-certified companies. In addition, the Department maintains a letting and item specific DBE locator information system whereby DBE companies can register their interest in providing quotes on particular bid items advertised for letting. Information concerning DBE companies willing to quote work for particular contracts may be obtained by contacting the Department's Bureau of Small Business Enterprises at telephone number (217) 785-4611, or by visiting the Department's website at: <http://www.idot.illinois.gov/doing-business/certifications/disadvantaged-business-enterprise-certification/il-ucp-directory/index>.

BIDDING PROCEDURES. Compliance with this Special Provision is required prior to the award of the contract and failure of the low bidder to comply will render the bid not responsive.

- (a) The low bidder shall submit a DBE Utilization Plan (form SBE 2026), and a DBE Participation Statement (form SBE 2025) for each DBE company proposed for the performance of work to achieve the contract goal, within five calendar days after the date of the letting. To meet the five-day requirement, the bidder must submit the required forms as a single .pdf file using the Department's "Vendor Portal".

The Department will not accept the Utilization Plan if it does not meet the bidding procedures set forth herein and the bid will be declared not responsive. In the event the bid is declared not responsive, the Department may elect to cause the forfeiture of the penal sum of the bidder's proposal guaranty and may deny authorization to bid the project

if re-advertised for bids. The Department reserves the right to invite any other bidder to submit a Utilization Plan at any time for award consideration.

GOOD FAITH EFFORT PROCEDURES. The contract will not be awarded until the Utilization Plan submitted by the low bidder is approved. All information submitted by the bidder must be complete, accurate and adequately document that enough DBE participation has been obtained or document the good faith efforts of the bidder, in the event enough DBE participation has not been obtained, before the Department will commit to the performance of the contract by the bidder. The Utilization Plan will be approved by the Department if the Utilization Plan documents sufficient commercially useful DBE work to meet the contract goal or the bidder submits sufficient documentation of a good faith effort to meet the contract goal pursuant to 49 CFR Part 26, Appendix A. The Utilization Plan will not be approved by the Department if the Utilization Plan does not document sufficient DBE participation to meet the contract goal unless the apparent successful bidder documented in the Utilization Plan that it made a good faith effort to meet the goal. This means that the bidder must show that all necessary and reasonable steps were taken to achieve the contract goal. Necessary and reasonable steps are those which, by their scope, intensity and appropriateness to the objective, could reasonably be expected to obtain sufficient DBE participation, even if they were not successful. The Department will consider the quality, quantity, and intensity of the kinds of efforts that the bidder has made. Mere *pro forma* efforts, in other words, efforts done as a matter of form, are not good faith efforts; rather, the bidder is expected to have taken genuine efforts that would be reasonably expected of a bidder actively and aggressively trying to obtain DBE participation sufficient to meet the contract goal.

- (a) The following is a list of types of action that the Department will consider as part of the evaluation of the bidder's good faith efforts to obtain participation. These listed factors are not intended to be a mandatory checklist and are not intended to be exhaustive. Other factors or efforts brought to the attention of the Department may be relevant in appropriate cases and will be considered by the Department.
 - (1) Soliciting through all reasonable and available means (e.g. attendance at pre-bid meetings, advertising and/or written notices) the interest of all certified DBE companies that have the capability to perform the work of the contract. The bidder must solicit this interest within sufficient time to allow the DBE companies to respond to the solicitation. The bidder must determine with certainty if the DBE companies are interested by taking appropriate steps to follow up initial solicitations.
 - (2) Selecting portions of the work to be performed by DBE companies to increase the likelihood that the DBE goals will be achieved. This includes, where appropriate, breaking out contract work items into economically feasible units to facilitate DBE participation, even when the prime Contractor might otherwise prefer to perform these work items with its own forces.
 - (3) Providing interested DBE companies with adequate information about the plans, specifications, and requirements of the contract in a timely manner to assist them in responding to a solicitation.

- (4) a. Negotiating in good faith with interested DBE companies. It is the bidder's responsibility to make a portion of the work available to DBE subcontractors and suppliers and to select those portions of the work or material needs consistent with the available DBE subcontractors and suppliers, so as to facilitate DBE participation. Evidence of such negotiation includes the names, addresses, and telephone numbers of DBE companies that were considered; a description of the information provided regarding the plans and specifications for the work selected for subcontracting; and evidence as to why additional agreements could not be reached for DBE companies to perform the work.
 - b. A bidder using good business judgment would consider a number of factors in negotiating with subcontractors, including DBE subcontractors, and would take a firm's price and capabilities as well as contract goals into consideration. However, the fact that there may be some additional costs involved in finding and using DBE companies is not in itself sufficient reason for a bidder's failure to meet the contract DBE goal, as long as such costs are reasonable. Also the ability or desire of a bidder to perform the work of a contract with its own organization does not relieve the bidder of the responsibility to make good faith efforts. Bidders are not, however, required to accept higher quotes from DBE companies if the price difference is excessive or unreasonable. In accordance with subsection (c)(6) of the above Bidding Procedures, the documentation of good faith efforts must include copies of each DBE and non-DBE subcontractor quote submitted to the bidder when a non-DBE subcontractor was selected over a DBE for work on the contract.
- (5) Not rejecting DBE companies as being unqualified without sound reasons based on a thorough investigation of their capabilities. The bidder's standing within its industry, membership in specific groups, organizations, or associations and political or social affiliations (for example union vs. non-union employee status) are not legitimate causes for the rejection or non-solicitation of bids in the bidder's efforts to meet the project goal.
 - (6) Making efforts to assist interested DBE companies in obtaining bonding, lines of credit, or insurance as required by the recipient or Contractor.
 - (7) Making efforts to assist interested DBE companies in obtaining necessary equipment, supplies, materials, or related assistance or services.
 - (8) Effectively using the services of available minority/women community organizations; minority/women contractors' groups; local, state, and federal minority/women business assistance offices; and other organizations as allowed on a case-by-case basis to provide assistance in the recruitment and placement of DBE companies.
- (b) If the Department determines that the apparent successful bidder has made a good faith effort to secure the work commitment of DBE companies to meet the contract goal, the Department will award the contract provided that it is otherwise eligible for award. If the

Department determines that the bidder has failed to meet the requirements of this Special Provision or that a good faith effort has not been made, the Department will notify the responsible company official designated in the Utilization Plan that the bid is not responsive. The notification shall include a statement of reasons for the determination. If the Utilization Plan is not approved because it is deficient as a technical matter, unless waived by the Department, the bidder will be notified and will be allowed no more than a five calendar day period in order to cure the deficiency.

- (c) The bidder may request administrative reconsideration of a determination adverse to the bidder within the five working days after the receipt of the notification date of the determination by delivering the request to the Department of Transportation, Bureau of Small Business Enterprises, Contract Compliance Section, 2300 South Dirksen Parkway, Room 319, Springfield, Illinois 62764 (Telefax: (217) 785-1524). Deposit of the request in the United States mail on or before the fifth business day shall not be deemed delivery. The determination shall become final if a request is not made and delivered. A request may provide additional written documentation or argument concerning the issues raised in the determination statement of reasons, provided the documentation and arguments address efforts made prior to submitting the bid. The request will be forwarded to the Department's Reconsideration Officer. The Reconsideration Officer will extend an opportunity to the bidder to meet in person in order to consider all issues of documentation and whether the bidder made a good faith effort to meet the goal. After the review by the Reconsideration Officer, the bidder will be sent a written decision within ten working days after receipt of the request for reconsideration, explaining the basis for finding that the bidder did or did not meet the goal or make adequate good faith efforts to do so. A final decision by the Reconsideration Officer that a good faith effort was made shall approve the Utilization Plan submitted by the bidder and shall clear the contract for award. A final decision that a good faith effort was not made shall render the bid not responsive.

CALCULATING DBE PARTICIPATION. The Utilization Plan values represent work anticipated to be performed and paid for upon satisfactory completion. The Department is only able to count toward the achievement of the overall goal and the contract goal the value of payments made for the work actually performed by DBE companies. In addition, a DBE must perform a commercially useful function on the contract to be counted. A commercially useful function is generally performed when the DBE is responsible for the work and is carrying out its responsibilities by actually performing, managing, and supervising the work involved. The Department and Contractor are governed by the provisions of 49 CFR Part 26.55(c) on questions of commercially useful functions as it affects the work. Specific counting guidelines are provided in 49 CFR Part 26.55, the provisions of which govern over the summary contained herein.

- (a) DBE as the Contractor: 100 percent goal credit for that portion of the work performed by the DBE's own forces, including the cost of materials and supplies. Work that a DBE subcontracts to a non-DBE does not count toward the DBE goals.
- (b) DBE as a joint venture Contractor: 100 percent goal credit for that portion of the total dollar value of the contract equal to the distinct, clearly defined portion of the work performed by the DBE's own forces.

- (c) DBE as a subcontractor: 100 percent goal credit for the work of the subcontract performed by the DBE's own forces, including the cost of materials and supplies, excluding the purchase of materials and supplies or the lease of equipment by the DBE subcontractor from the prime Contractor or its affiliates. Work that a DBE subcontractor in turn subcontracts to a non-DBE does not count toward the DBE goal.
- (d) DBE as a trucker: 100 percent goal credit for trucking participation provided the DBE is responsible for the management and supervision of the entire trucking operation for which it is responsible. At least one truck owned, operated, licensed, and insured by the DBE must be used on the contract. Credit will be given for the following:
 - (1) The DBE may lease trucks from another DBE firm, including an owner-operator who is certified as a DBE. The DBE who leases trucks from another DBE receives credit for the total value of the transportation services the lessee DBE provides on the contract.
 - (2) The DBE may also lease trucks from a non-DBE firm, including from an owner-operator. The DBE who leases trucks from a non-DBE is entitled to credit only for the fee or commission it receives as a result of the lease arrangement.
- (e) DBE as a material supplier:
 - (1) 60 percent goal credit for the cost of the materials or supplies purchased from a DBE regular dealer.
 - (2) 100 percent goal credit for the cost of materials or supplies obtained from a DBE manufacturer.
 - (3) 100 percent credit for the value of reasonable fees and commissions for the procurement of materials and supplies if not a DBE regular dealer or DBE manufacturer.

CONTRACT COMPLIANCE. Compliance with this Special Provision is an essential part of the contract. The Department is prohibited by federal regulations from crediting the participation of a DBE included in the Utilization Plan toward either the contract goal or the Department's overall goal until the amount to be applied toward the goals has been paid to the DBE. The following administrative procedures and remedies govern the compliance by the Contractor with the contractual obligations established by the Utilization Plan. After approval of the Utilization Plan and award of the contract, the Utilization Plan and individual DBE Participation Statements become part of the contract. If the Contractor did not succeed in obtaining enough DBE participation to achieve the advertised contract goal, and the Utilization Plan was approved and contract awarded based upon a determination of good faith, the total dollar value of DBE work calculated in the approved Utilization Plan as a percentage of the awarded contract value shall become the amended contract goal. All work indicated for performance by an approved DBE

shall be performed, managed, and supervised by the DBE executing the DBE Participation Commitment Statement.

- (a) NO AMENDMENT. No amendment to the Utilization Plan may be made without prior written approval from the Department's Bureau of Small Business Enterprises. All requests for amendment to the Utilization Plan shall be submitted to the Department of Transportation, Bureau of Small Business Enterprises, Contract Compliance Section, 2300 South Dirksen Parkway, Room 319, Springfield, Illinois 62764. Telephone number (217) 785-4611. Telefax number (217) 785-1524.
- (b) CHANGES TO WORK. Any deviation from the DBE condition-of-award or contract plans, specifications, or special provisions must be approved, in writing, by the Department as provided elsewhere in the Contract. The Contractor shall notify affected DBEs in writing of any changes in the scope of work which result in a reduction in the dollar amount condition-of-award to the contract. Where the revision includes work committed to a new DBE subcontractor, not previously involved in the project, then a Request for Approval of Subcontractor, Department form BC 260A or AER 260A, must be signed and submitted. If the commitment of work is in the form of additional tasks assigned to an existing subcontract, then a new Request for Approval of Subcontractor shall not be required. However, the Contractor must document efforts to assure that the existing DBE subcontractor is capable of performing the additional work and has agreed in writing to the change.
- (c) SUBCONTRACT. The Contractor must provide DBE subcontracts to IDOT upon request. Subcontractors shall ensure that all lower tier subcontracts or agreements with DBEs to supply labor or materials be performed in accordance with this Special Provision.
- (d) ALTERNATIVE WORK METHODS. In addition to the above requirements for reductions in the condition of award, additional requirements apply to the two cases of Contractor-initiated work substitution proposals. Where the contract allows alternate work methods which serve to delete or create underruns in condition of award DBE work, and the Contractor selects that alternate method or, where the Contractor proposes a substitute work method or material that serves to diminish or delete work committed to a DBE and replace it with other work, then the Contractor must demonstrate one of the following:
 - (1) That the replacement work will be performed by the same DBE (as long as the DBE is certified in the respective item of work) in a modification of the condition of award; or
 - (2) That the DBE is aware that its work will be deleted or will experience underruns and has agreed in writing to the change. If this occurs, the Contractor shall substitute other work of equivalent value to a certified DBE or provide documentation of good faith efforts to do so; or
 - (3) That the DBE is not capable of performing the replacement work or has declined to perform the work at a reasonable competitive price. If this occurs, the Contractor shall

substitute other work of equivalent value to a certified DBE or provide documentation of good faith efforts to do so.

- (e) TERMINATION AND REPLACEMENT PROCEDURES. The Contractor shall not terminate or replace a DBE listed on the approved Utilization Plan, or perform with other forces work designated for a listed DBE except as provided in this Special Provision. The Contractor shall utilize the specific DBEs listed to perform the work and supply the materials for which each is listed unless the Contractor obtains the Department's written consent as provided in subsection (a) of this part. Unless Department consent is provided for termination of a DBE subcontractor, the Contractor shall not be entitled to any payment for work or material unless it is performed or supplied by the DBE in the Utilization Plan.

As stated above, the Contractor shall not terminate or replace a DBE subcontractor listed in the approved Utilization Plan without prior written consent. This includes, but is not limited to, instances in which the Contractor seeks to perform work originally designated for a DBE subcontractor with its own forces or those of an affiliate, a non-DBE firm, or with another DBE firm. Written consent will be granted only if the Bureau of Small Business Enterprises agrees, for reasons stated in its concurrence document, that the Contractor has good cause to terminate or replace the DBE firm. Before transmitting to the Bureau of Small Business Enterprises any request to terminate and/or substitute a DBE subcontractor, the Contractor shall give notice in writing to the DBE subcontractor, with a copy to the Bureau, of its intent to request to terminate and/or substitute, and the reason for the request. The Contractor shall give the DBE five days to respond to the Contractor's notice. The DBE so notified shall advise the Bureau and the Contractor of the reasons, if any, why it objects to the proposed termination of its subcontract and why the Bureau should not approve the Contractor's action. If required in a particular case as a matter of public necessity, the Bureau may provide a response period shorter than five days.

For purposes of this paragraph, good cause includes the following circumstances:

- (1) The listed DBE subcontractor fails or refuses to execute a written contract;
- (2) The listed DBE subcontractor fails or refuses to perform the work of its subcontract in a way consistent with normal industry standards. Provided, however, that good cause does not exist if the failure or refusal of the DBE subcontractor to perform its work on the subcontract results from the bad faith or discriminatory action of the prime contractor;
- (3) The listed DBE subcontractor fails or refuses to meet the prime Contractor's reasonable, nondiscriminatory bond requirements;
- (4) The listed DBE subcontractor becomes bankrupt, insolvent, or exhibits credit unworthiness;

- (5) The listed DBE subcontractor is ineligible to work on public works projects because of suspension and debarment proceedings pursuant 2 CFR Parts 180, 215 and 1200 or applicable state law.
- (6) You have determined that the listed DBE subcontractor is not a responsible contractor;
- (7) The listed DBE subcontractor voluntarily withdraws from the projects and provides to you written notice of its withdrawal;
- (8) The listed DBE is ineligible to receive DBE credit for the type of work required;
- (9) A DBE owner dies or becomes disabled with the result that the listed DBE subcontractor is unable to complete its work on the contract;
- (10) Other documented good cause that compels the termination of the DBE subcontractor. Provided, that good cause does not exist if the prime Contractor seeks to terminate a DBE it relied upon to obtain the contract so that the prime Contractor can self-perform the work for which the DBE contractor was engaged or so that the prime Contractor can substitute another DBE or non-DBE contractor after contract award.

When a DBE is terminated, or fails to complete its work on the Contract for any reason the Contractor shall make a good faith effort to find another DBE to substitute for the original DBE to perform at least the same amount of work under the contract as the terminated DBE to the extent needed to meet the established Contract goal. The good faith efforts shall be documented by the Contractor. If the Department requests documentation under this provision, the Contractor shall submit the documentation within seven days, which may be extended for an additional seven days if necessary at the request of the Contractor. The Department shall provide a written determination to the Contractor stating whether or not good faith efforts have been demonstrated.

- (f) FINAL PAYMENT. After the performance of the final item of work or delivery of material by a DBE and final payment therefore to the DBE by the Contractor, but not later than thirty calendar days after payment has been made by the Department to the Contractor for such work or material, the Contractor shall submit a DBE Payment Agreement on Department form SBE 2115 to the Resident Engineer. If full and final payment has not been made to the DBE, the DBE Payment Agreement shall indicate whether a disagreement as to the payment required exists between the Contractor and the DBE or if the Contractor believes that the work has not been satisfactorily completed. If the Contractor does not have the full amount of work indicated in the Utilization Plan performed by the DBE companies indicated in the Utilization Plan and after good faith efforts are reviewed, the Department may deduct from contract payments to the Contractor the amount of the goal not achieved as liquidated and ascertained damages. The Contractor may request an administrative reconsideration of any amount deducted as damages pursuant to subsection (h) of this part.

- (g) ENFORCEMENT. The Department reserves the right to withhold payment to the Contractor to enforce the provisions of this Special Provision. Final payment shall not be made on the contract until such time as the Contractor submits sufficient documentation demonstrating achievement of the goal in accordance with this Special Provision or after liquidated damages have been determined and collected.
- (h) RECONSIDERATION. Notwithstanding any other provision of the contract, including but not limited to Article 109.09 of the Standard Specifications, the Contractor may request administrative reconsideration of a decision to deduct the amount of the goal not achieved as liquidated damages. A request to reconsider shall be delivered to the Contract Compliance Section and shall be handled and considered in the same manner as set forth in paragraph (c) of "Good Faith Effort Procedures" of this Special Provision, except a final decision that a good faith effort was not made during contract performance to achieve the goal agreed to in the Utilization Plan shall be the final administrative decision of the Department. The result of the reconsideration process is not administratively appealable to the U.S. Department of Transportation.

80029

DISPOSAL FEES (BDE)

Effective: November 1, 2018

Replace Articles 109.04(b)(5) – 109.04(b)(8) of the Standard Specifications with the following:

- “(5) Disposal Fees. When the extra work performed includes paying for disposal fees at a clean construction and demolition debris facility, an uncontaminated soil fill operation or a landfill, the Contractor shall receive, as administrative costs, an amount equal to five percent of the first \$10,000 and one percent of any amount over \$10,000 of the total approved costs of such fees.
- (6) Miscellaneous. No additional allowance will be made for general superintendence, the use of small tools, or other costs for which no specific allowance is herein provided.
- (7) Statements. No payment will be made for work performed on a force account basis until the Contractor has furnished the Engineer with itemized statements of the cost of such force account work. Statements shall be accompanied and supported by invoices for all materials used and transportation charges. However, if materials used on the force account work are not specifically purchased for such work but are taken from the Contractor’s stock, then in lieu of the invoices, the Contractor shall furnish an affidavit certifying that such materials were taken from his/her stock, that the quantity claimed was actually used, and that the price and transportation claimed represent the actual cost to the Contractor.

Itemized statements at the cost of force account work shall be detailed as follows.

- a. Name, classification, date, daily hours, total hours, rate, and extension for each laborer and foreman. Payrolls shall be submitted to substantiate actual wages paid if so requested by the Engineer.
 - b. Designation, dates, daily hours, total hours, rental rate, and extension for each unit of machinery and equipment.
 - c. Quantities of materials, prices and extensions.
 - d. Transportation of materials.
 - e. Cost of property damage, liability and workmen’s compensation insurance premiums, unemployment insurance contributions, and social security tax.
- (8) Work Performed by an Approved Subcontractor. When extra work is performed by an approved subcontractor, the Contractor shall receive, as administrative costs, an amount equal to five percent of the total approved costs of such work with the minimum payment being \$100.

- (9) All statements of the cost of force account work shall be furnished to the Engineer not later than 60 days after receipt of the Central Bureau of Construction form "Extra Work Daily Report". If the statement is not received within the specified time frame, all demands for payment for the extra work are waived and the Department is released from any and all such demands. It is the responsibility of the Contractor to ensure that all statements are received within the specified time regardless of the manner or method of delivery."

80402

EQUIPMENT PARKING AND STORAGE (BDE)

Effective: November 1, 2017

Replace the first paragraph of Article 701.11 of the Standard Specifications with the following.

“701.11 Equipment Parking and Storage. During working hours, all vehicles and/or nonoperating equipment which are parked, two hours or less, shall be parked at least 8 ft (2.5 m) from the open traffic lane. For other periods of time during working and for all nonworking hours, all vehicles, materials, and equipment shall be parked or stored as follows.

- (a) When the project has adequate right-of-way, vehicles, materials, and equipment shall be located a minimum of 30 ft (9 m) from the pavement.
- (b) When adequate right-of-way does not exist, vehicles, materials, and equipment shall be located a minimum of 15 ft (4.5 m) from the edge of any pavement open to traffic.
- (c) Behind temporary concrete barrier, vehicles, materials, and equipment shall be located a minimum of 24 in. (600 mm) behind free standing barrier or a minimum of 6 in. (150 mm) behind barrier that is either pinned or restrained according to Article 704.04. The 24 in. or 6 in. measurement shall be from the base of the non-traffic side of the barrier.
- (d) Behind other man-made or natural barriers meeting the approval of the Engineer.”

80388

HOT-MIX ASPHALT - DENSITY TESTING OF LONGITUDINAL JOINTS (BDE)

Effective: January 1, 2010

Revised: August 1, 2018

Description. This work shall consist of testing the density of longitudinal joints as part of the quality control/quality assurance (QC/QA) of hot-mix asphalt (HMA). Work shall be according to Section 1030 of the Standard Specifications except as follows.

Quality Control/Quality Assurance (QC/QA). Delete the second and third sentence of the third paragraph of Article 1030.05(d)(3) of the Standard Specifications.

Add the following paragraphs to the end of Article 1030.05(d)(3) of the Standard Specifications:

“Longitudinal joint density testing shall be performed at each random density test location. Longitudinal joint testing shall be located at a distance equal to the lift thickness or a minimum of 4 in. (100 mm), from each pavement edge. (i.e. for a 5 in. (125 mm) lift the near edge of the density gauge or core barrel shall be within 5 in. (125 mm) from the edge of pavement.) Longitudinal joint density testing shall be performed using either a correlated nuclear gauge or cores.

- a. Confined Edge. Each confined edge density shall be represented by a one-minute nuclear density reading or a core density and shall be included in the average of density readings or core densities taken across the mat which represents the Individual Test.
- b. Unconfined Edge. Each unconfined edge joint density shall be represented by an average of three one-minute density readings or a single core density at the given density test location and shall meet the density requirements specified herein. The three one-minute readings shall be spaced 10 ft (3 m) apart longitudinally along the unconfined pavement edge and centered at the random density test location.

When a longitudinal joint sealant (LJS) is applied, longitudinal joint density testing will not be required on the joint(s) sealed.”

Revise the Density Control Limits table in Article 1030.05(d)(4) of the Standard Specifications to read:

“Mixture Composition	Parameter	Individual Test (includes confined edges)	Unconfined Edge Joint Density Minimum
IL-4.75	Ndesign = 50	93.0 – 97.4% ^{1/}	91.0%
IL-9.5	Ndesign = 90	92.0 – 96.0%	90.0%
IL-9.5,IL-9.5L	Ndesign < 90	92.5 – 97.4%	90.0%
IL-19.0	Ndesign = 90	93.0 – 96.0%	90.0%
IL-19.0, IL-19.0L	Ndesign < 90	93.0 ^{2/} – 97.4%	90.0%

SMA	Ndesign = 50 & 80	93.5 – 97.4%	91.0%”
-----	-------------------	--------------	--------

80246

HOT-MIX ASPHALT – LONGITUDINAL JOINT SEALANT (BDE)

Effective: August 1, 2018
Revised: January 1, 2019

Add the following to Article 406.02 of the Standard Specifications.

“(d) Longitudinal Joint Sealant (LJS)1032”

Add the following to Article 406.03 of the Standard Specifications.

“(k) Longitudinal Joint Sealant (LJS) Pressure Distributor (Note 2)
(l) Longitudinal Joint Sealant (LJS) Melter Kettle (Note 3)

Note 2. When a pressure distributor is used to apply the LJS, the distributor shall be equipped with a heating and recirculating system along with a functioning auger agitating system or vertical shaft mixer in the hauling tank to prevent localized overheating. The distributor shall be equipped with a guide or laser system to aid in proper placement of the LJS application.

Note 3. When a melter kettle is used to transport and apply the LJS, the melter kettle shall be an oil jacketed double-boiler with agitating and recirculating systems. Material from the kettle may be dispensed through a pressure feed wand with an applicator shoe or through a pressure feed wand into a hand-operated thermal push cart.”

Revise Article 406.06(g)(2) of the Standard Specifications to read:

“(2) Longitudinal Joints. Unless prohibited by stage construction, any HMA lift shall be complete before construction of the subsequent lift. The longitudinal joint in all lifts shall be at the centerline of the pavement if the roadway comprises two lanes in width, or at lane width if the roadway is more than two lanes in width.

When stage construction prohibits the total completion of a particular lift, the longitudinal joint in one lift shall be offset from the longitudinal joint in the preceding lift by not less than 3 in. (75 mm). The longitudinal joint in the surface course shall be at the centerline of the pavement if the roadway comprises two lanes in width, or at lane width if the roadway is more than two lanes in width.

A notched wedge longitudinal joint shall be used between successive passes of HMA binder course that has a difference in elevation of greater than 2 in. (50 mm) between lanes on pavement that is open to traffic.

The notched wedge longitudinal joint shall consist of a 1 to 1 1/2 in. (25 to 38 mm) vertical notch at the lane line, a 9 to 12 in. (230 to 300 mm) wide uniform taper sloped toward and extending into the open lane, and a second 1 to 1 1/2 in. (25 to 38 mm) vertical notch at the outside edge.

The notched wedge longitudinal joint shall be formed by the strike off device on the paver. The wedge shall then be compacted by the joint roller.

Tack coat shall be applied to the entire surface of the notched wedge joint immediately prior to placing the adjacent lift of binder. The material shall be uniformly applied at a rate of 0.05 to 0.1 gal/sq yd (0.2 to 0.5 L/sq m).

When the use of LJS is specified, it shall be applied for the lift(s) of paving as shown on the plans. The surface to which the LJS is applied shall be dry and cleaned of all dust, debris, and any substances that will prevent the LJS from adhering. Cleaning shall be accomplished by means of a sweeper/vacuum truck, power broom, air compressor or by hand. The LJS may be placed before or after the tack or prime coat. When placed after the tack or prime coat, the tack or prime shall be fully cured prior to placement of the LJS.

The LJS shall be centered ± 2 in. (± 50 mm) under the joint of the next HMA lift to be constructed.

The width and minimum application rate of LJS shall be according to the following table.

LJS Application Table		
Overlay Thickness in. (mm)	LJS Width in. (mm)	Application Rate ^{1/} lb/ft (kg/m)
HMA Mixtures		
3/4 (19)	18 (450)	0.88 (1.31)
1 (25)	18 (450)	1.15 (1.71)
1 1/4 (32)	18 (450)	1.31 (1.95)
1 1/2 (38)	18 (450)	1.47 (2.19)
1 3/4 (44)	18 (450)	1.63 (2.43)
2 (50)	18 (450)	1.80 (2.68)
2 1/4 (60)	18 (450)	1.96 (2.92)
2 1/2 (63)	18 (450)	2.12 (3.16)
2 3/4 (70)	18 (450)	2.29 (3.41)
3 (75)	18 (450)	2.45 (3.65)
3 1/4 (83)	18 (450)	2.61 (3.89)
3 1/2 (90)	18 (450)	2.78 (4.14)
3 3/4 (95)	18 (450)	2.94 (4.38)
4 (100)	18 (450)	3.10 (4.62)
SMA Mixtures		
1 1/2 (38)	18 (450)	1.26 (1.88)
1 3/4 (44)	18 (450)	1.38 (2.06)

2 (50)	18 (450)	1.51 (2.25)
--------	----------	-------------

- 1/ The application rate has a surface demand for liquid included within it. The thickness of the LJS may taper from the center of the application to a lesser thickness on the edge of the application, provided the correct width and application rate are maintained.

The Contractor shall furnish to the Engineer a bill of lading for each tanker supplying material to the project. The application rate of LJS shall be verified within the first 1000 ft (300 m) of the day's scheduled application length and every 12,000 ft (3600 m) the remainder of the day. For projects less than 3000 ft (900 m), the rate shall be verified once. A suitable paper or pan shall be placed at a random location in the path of the LJS. After application of the LJS, the paper or pan shall be picked up, weighed, and the application rate calculated. The tolerance between the application rate shown in the LJS Application Table and the calculated rate shall be ± 15 percent. The Contractor shall replace the LJS in the area where the sample was taken.

A 1 qt (1 L) sample shall be taken from the pressure distributor or melting kettle at the jobsite once for each contract and sent to the Central Bureau of Materials.

The LJS shall be applied in a single pass with a pressure distributor, melter kettle, or hand applied from a roll for HMA lifts up to 2 in. (50 mm) in thickness. The LJS shall be applied in two passes for HMA lifts between 2 and 4 in. (50 and 100 mm) in thickness. At the time of installation, the pavement surface temperature and the ambient temperature shall be a minimum of 40 °F (4 °C) and rising.

The LJS shall be applied at a width of not less than or greater than 1 1/2 in. (38 mm) of the width specified. If the LJS flows more than 2 in. (50 mm) from the initial placement width, LJS placement shall stop and remedial action shall be taken.

When starting another run of LJS placement, suitable release paper shall be placed over the previous application of LJS to prevent doubling up of thickness of LJS.

The LJS shall be suitable for construction traffic to drive on without pickup or tracking of the LJS within 30 minutes of placement. If pickup or tracking occurs, LJS placement shall stop and damaged areas shall be repaired.

Prior to paving, the Contractor shall ensure the paver end plate and grade control device is adequately raised above the finished height of the LJS.

The LJS shall not flush to the final surface of the HMA pavement."

Add the following paragraph after the second paragraph of Article 406.13(b) of the Standard Specifications.

“Application of longitudinal joint sealant (LJS) will be measured for payment in place in feet (meters).”

Add the following paragraph after the first paragraph of Article 406.14 of the Standard Specifications.

“Longitudinal joint sealant will be paid for at the contract unit price per foot (meter) for LONGITUDINAL JOINT SEALANT.”

Add the following to Section 1032 of the Standard Specifications.

“1032.12 Longitudinal Joint Sealant (LJS). Longitudinal joint sealant (LJS) will be accepted according to the current Bureau of Materials and Physical Research Policy Memorandum, “Performance Graded Asphalt Binder Acceptance Procedure” with the following exceptions: Article 3.1.9 and 3.4.1.4 of the policy memorandum will be excluded. The bituminous material used for the LJS shall be according to the following table. Elastomers shall be added to a base asphalt and shall be either a styrene-butadiene diblock or triblock copolymer without oil extension, or a styrene-butadiene rubber. Air blown asphalt, acid modification, or other modifiers will not be allowed. LJS in the form of pre-formed rollout banding may also be used.

Test	Test Requirement	Test Method
Dynamic shear @ 88°C (unaged), G*/sin δ, kPa	1.00 min.	AASHTO T 315
Creep stiffness @ -18°C (unaged), Stiffness (S), MPa m-value	300 max. 0.300 min.	AASHTO T 313
Ash, %	1.0 – 4.0	AASHTO T 111
Elastic Recovery, 100 mm elongation, cut immediately, 25°C, %	70 min.	ASTM D 6084 (Procedure A)
Separation of Polymer, Difference in °C of the softening point (ring and ball)	3 max.	ITP Separation of Polymer from Asphalt Binder”

80398

HOT-MIX ASPHALT – OSCILLATORY ROLLER (BDE)

Effective: August 1, 2018
 Revised: November 1, 2018

Add the following to Article 406.03 of the Standard Specifications:

“(j) Oscillatory Roller 1101.01”

Revise Table 1 and Note 3/ of Table 1 in Article 406.07(a) of the Standard Specifications to read:

“TABLE 1 - MINIMUM ROLLER REQUIREMENTS FOR HMA				
	Breakdown Roller (one of the following)	Intermediate Roller	Final Roller (one or more of the following)	Density Requirement
Level Binder: (When the density requirements of Article 406.05(c) do not apply.)	P ^{3/}	--	V _S , P ^{3/} , T _B , T _F , 3W, O _T	To the satisfaction of the Engineer.
Binder and Surface ^{1/} Level Binder ^{1/} : (When the density requirements of Article 406.05(c) apply.)	V _D , P ^{3/} , T _B , 3W, O _T , O _B	P ^{3/} , O _T , O _B	V _S , T _B , T _F , O _T	As specified in Articles: 1030.05(d)(3), (d)(4), and (d)(7).
IL-4.75 and SMA ^{4/5/}	T _B , 3W, O _T	--	T _F , 3W, O _T	
Bridge Decks ^{2/}	T _B	--	T _F	As specified in Articles 582.05 and 582.06.

3/ A vibratory roller (V_D) or oscillatory roller (O_T or O_B) may be used in lieu of the pneumatic-tired roller on mixtures containing polymer modified asphalt binder.”

Add the following to EQUIPMENT DEFINITION in Article 406.07(a) contained in the Errata of the Supplemental Specifications:

“O_T - Oscillatory roller, tangential impact mode. Maximum speed is 3.0 mph (4.8 km/h) or 264 ft/min (80 m/min).

O_B - Oscillatory roller, tangential and vertical impact mode, operated at a speed to produce not less than 10 vertical impacts/ft (30 impacts/m).”

Add the following to Article 1101.01 of the Standard Specifications:

“(h) Oscillatory Roller. The oscillatory roller shall be self-propelled and provide a smooth operation when starting, stopping, or reversing directions. The oscillatory roller shall be able to operate in a mode that will provide tangential impact force with or without vertical impact force by using at least one drum. The oscillatory roller shall be equipped with water tanks and sprinkling devices, or other approved methods, which shall be used to wet the drums to prevent material pickup. The drum(s) amplitude and frequency of the tangential and vertical impact force shall be approximately the same in each direction and meet the following requirements:

- (1) The minimum diameter of the drum(s) shall be 42 in. (1070 mm)48 in. (1200 mm);
- (2) The minimum length of the drum(s) shall be 57 in. (1480 mm)66 in. (1650 mm);
- (3) The minimum unit static force on the drum(s) shall be 125 lb/in. (22 N/m); and
- (4) The minimum force on the oscillatory drum shall be 18,000 lb (80 kN).”; and
- (5) Self-adjusting eccentrics, and reversible eccentrics on non-driven drum(s).”

80399

HOT-MIX ASPHALT – TACK COAT (BDE)

Effective: November 1, 2016

Revise Article 1032.06(a) of the Standard Specifications to read:

“(a) Anionic Emulsified Asphalt. Anionic emulsified asphalts shall be according to AASHTO M 140. SS-1h emulsions used as a tack coat shall have the cement mixing test waived.”

80376

LIGHTS ON BARRICADES (BDE)

Effective: January 1, 2018

Revise Article 701.16 of the Standard Specifications to read:

“701.16 Lights. Lights shall be used on devices as required in the plans, the traffic control plan, and the following table.

Circumstance	Lights Required
Daylight operations	None
First two warning signs on each approach to the work involving a nighttime lane closure and “ROUGH GROOVED SURFACE” (W8-I107) signs	Flashing mono-directional lights
Devices delineating isolated obstacles, excavations, or hazards at night (Does not apply to patching)	Flashing bi-directional lights
Devices delineating obstacles, excavations, or hazards exceeding 100 ft (30 m) in length at night (Does not apply to widening)	Steady burn bi-directional lights
Channelizing devices for nighttime lane closures on two-lane roads	None
Channelizing devices for nighttime lane closures on multi-lane roads	None
Channelizing devices for nighttime lane closures on multi-lane roads separating opposing directions of traffic	None
Channelizing devices for nighttime along lane shifts on multilane roads	Steady burn mono-directional lights
Channelizing devices for night time along lane shifts on two lane roads	Steady burn bi-directional lights
Devices in nighttime lane closure tapers on Standards 701316 and 701321	Steady burn bi-directional lights
Devices in nighttime lane closure tapers	Steady burn mono-directional lights
Devices delineating a widening trench	None
Devices delineating patches at night on roadways with an ADT less than 25,000	None
Devices delineating patches at night on roadways with an ADT of 25,000 or more	None

Batteries for the lights shall be replaced on a group basis at such times as may be specified by the Engineer.”

Delete the fourth sentence of the first paragraph of Article 701.17(c)(2) of the Standard Specifications.

Revise the first paragraph of Article 603.07 of the Standard Specifications to read:

“603.07 Protection Under Traffic. After the casting has been adjusted and Class SI concrete has been placed, the work shall be protected by a barricade for at least 72 hours.”

80392

MANHOLES, VALVE VAULTS, AND FLAT SLAB TOPS (BDE)

Effective: January 1, 2018

Revised: January 1, 2019

Description. In addition to those manufactured according to the current standards included in this contract, manholes, valve vaults, and flat slab tops manufactured prior to January 1, 2019, according to the previous Highway Standards listed below will be accepted on this contract:

Product	Previous Standards
Precast Manhole Type A, 4' (1.22 m) Diameter	602401-04 or 602401-03
Precast Manhole Type A, 5' (1.52 m) Diameter	602402 or 602401-03
Precast Manhole Type A, 6' (1.83 m) Diameter	602406-08 or 602406-07
Precast Manhole Type A, 7' (2.13 m) Diameter	602411-06 or 602411-05
Precast Manhole Type A, 8' (2.44 m) Diameter	602416-06 or 602416-05
Precast Manhole Type A, 9' (2.74 m) Diameter	602421-06 or 602421-05
Precast Manhole Type A, 10' (3.05 m) Diameter	602426
Precast Valve Vault Type A, 4' (1.22 m) Diameter	602501-03 or 602501-02
Precast Valve Vault Type A, 5' (1.52 m) Diameter	602506 or 602501-02
Precast Reinforced Concrete Flat Slab Top	602601-05 or 602601-04

The following revisions to the Standard Specifications shall apply to manholes, valve vaults, and flat slab tops manufactured according to the current standards included in this contract:

Revise Article 602.02(g) of the Standard Specifications to read:

“(g) Structural Steel (Note 4)1006.04

Note 4. All components of the manhole joint splice shall be galvanized according to the requirements of AASHTO M 111 or M 232 as applicable.”

Add the following to Article 602.02 of the Standard Specifications:

“(s) Anchor Bolts and Rods (Note 5)1006.09

Note 5. The threaded rods for the manhole joint splice shall be according to the requirements of ASTM F 1554, Grade 55, (Grade 380).”

Revise the second paragraph of Article 1042.10 of the Standard Specifications to read:

“Catch basin Types A, B, C, and D; Manhole Type A; Inlet Types A and B; Drainage Structures Types 1, 2, 3, 4, 5, and 6; Valve Vault Type A; and reinforced concrete flat slab top (Highway Standard 602601) shall be according to AASHTO M 199 (M 199M), except the minimum wall thickness shall be as shown on the plans. Additionally, catch basins, inlets, and drainage structures shall have a minimum concrete compressive strength of 4500 psi

(31,000 kPa) at 28 days and manholes, valve vaults, and reinforced concrete flat slab tops shall have a minimum concrete compressive strength of 5000 psi (34,500 kPa) at 28 days.”

80393

METAL FLARED END SECTION FOR PIPE CULVERTS (BDE)

Effective: January 1, 2018

Revised: April 1, 2018

Revise the first sentence of Article 542.07(c) of the Standard Specifications to read:

“(c) Metal Flared End Sections. Metal flared end sections shall be fabricated of aluminum or steel, and all component parts shall be of the same material.”

Revise the eighth and ninth paragraph of Article 542.11 of the Standard Specifications to read:

“When specified on the plans, steel end sections and aluminum end sections will be paid for at the contract unit price per each for STEEL FLARED END SECTIONS and ALUMINUM FLARED END SECTIONS, respectively, of the diameter or equivalent round size specified.

End sections for polyvinylchloride (PVC) and polyethylene (PE) culvert pipes will be paid for at the contract unit price per each for METAL FLARED END SECTIONS, of the diameter or equivalent round size specified.”

80394

PAYMENTS TO SUBCONTRACTORS (BDE)

Effective: November 2, 2017

Add the following to the end of the fourth paragraph of Article 109.11 of the Standard Specifications:

“If reasonable cause is asserted, written notice shall be provided to the applicable subcontractor and/or material supplier and the Engineer within five days of the Contractor receiving payment. The written notice shall identify the contract number, the subcontract or material purchase agreement, a detailed reason for refusal, the value of payment being withheld, and the specific remedial actions required of the subcontractor and/or material supplier so that payment can be made.”

80390

PORTLAND CEMENT CONCRETE (BDE)

Effective: November 1, 2017

Revise the Air Content % of Class PP Concrete in Table 1 Classes of Concrete and Mix Design Criteria in Article 1020.04 of the Standard Specifications to read:

"TABLE 1. CLASSES OF CONCRETE AND MIX DESIGN CRITERIA		
Class of Conc.	Use	Air Content %
PP	Pavement Patching Bridge Deck Patching (10)	
	PP-1	4.0 - 8.0"
	PP-2	
	PP-3	
	PP-4	
	PP-5	

Revise Note (4) at the end of Table 1 Classes of Concrete and Mix Design Criteria in Article 1020.04 of the Standard Specifications to read:

"(4) For all classes of concrete, the maximum slump may be increased to 7 in (175 mm) when a high range water-reducing admixture is used. For Class SC, the maximum slump may be increased to 8 in. (200 mm). For Class PS, the maximum slump may be increased to 8 1/2 in. (215 mm) if the high range water-reducing admixture is the polycarboxylate type."

80389

PORTLAND CEMENT CONCRETE BRIDGE DECK CURING (BDE)

Effective: April 1, 2015

Revised: November 1, 2017

Revise the following two entries in the table in Article 1020.13 of the Standard Specifications to read:

"INDEX TABLE OF CURING AND PROTECTION OF CONCRETE CONSTRUCTION			
TYPE OF CONSTRUCTION	CURING METHODS	CURING PERIOD DAYS	LOW AIR TEMPERATURE PROTECTION METHODS
Superstructure (Approach Slab)	1020.13(a)(5)(6) ^{19/}	3	1020.13(d)(1)(2) ^{17/}
Deck	1020.13(a)(5)(6) ^{19/}	7	1020.13(d)(1)(2) ^{17/}

Add the following footnote to the end of the Index Table of Curing and Protection of Concrete Construction in Article 1020.13 of the Standard Specifications:

"19/ The cellulose polyethylene or synthetic fiber with polymer polyethylene blanket method shall not be used on latex modified concrete."

Revise Article 1020.13(a)(5) of the Standard Specifications to read:

"(5) Wetted Cotton Mat Method. After the surface of concrete has been textured or finished, it shall be covered immediately with dry or damp cotton mats. Cotton mats in poor condition will not be allowed. The cotton mats shall be placed in a manner which will not create indentations greater than 1/4 in. (6 mm) in the concrete surface. Minor marring of the surface is tolerable and is secondary to the importance of timely curing. The cotton mats shall then be wetted immediately and thoroughly soaked with a gentle spray of water. Thereafter, the cotton mats shall be covered with white polyethylene sheeting or burlap-polyethylene blankets. The cotton mats shall be kept saturated with water.

- a. Bridge Decks. For bridge decks, a foot bridge shall be used to place and wet the cotton mats. The cotton mats shall be maintained in a wetted condition until the concrete has hardened sufficiently to place soaker hoses without indentations to the concrete surface. The soaker hoses shall be placed on top of the cotton mats at a maximum 4 ft (1.2 m) spacing. The cotton mats shall be kept wet with a continuous supply of water for the remainder of the curing period. Other continuous wetting systems may be used if approved by the Engineer.

For areas inaccessible to the cotton mats, curing shall be according to Article 1020.13(a)(3)."

Add the following to Article 1020.13(a) of the Standard Specifications.

“(6) Cellulose Polyethylene Blanket Method and Synthetic Fiber with Polymer Polyethylene Blanket Method. After the surface of concrete has been textured or finished, it shall be covered immediately with a cellulose polyethylene or synthetic fiber with polymer polyethylene blanket. Damaged blankets will not be allowed. The blankets shall be installed with the white perforated polyethylene side facing up. Adjoining blankets shall overlap a minimum of 8 in. (200 mm). Any air bubbles trapped during placement shall be removed. The blankets fiber side shall be wetted immediately prior to placement or as the blanket is being placed, and the polyethylene side shall be thoroughly soaked with a gentle spray of water immediately after placement. Thereafter, the blankets shall be kept saturated with water. For bridge decks, the blankets shall be placed and kept wet according to Article 1020.13(a)(5)a.”

Revise the first paragraph of Article 1022.03 of the Standard Specifications to read:

“1022.03 Waterproof Paper Blankets, White Polyethylene Sheeting, Burlap-Polyethylene Blankets, Cellulose Polyethylene Blankets, and Synthetic Fiber with Polymer Polyethylene Blankets. These materials shall be white and according to ASTM C 171.

The cellulose polyethylene blanket shall consist of a perforated white polyethylene sheeting with cellulose fiber backing and shall be limited to single use only. The cellulose polyethylene blankets shall be delivered to the jobsite unused and in the manufacturer’s unopened packaging until ready for installation. Each roll shall be clearly labeled with product name, manufacturer, and manufacturer’s certification of compliance with ASTM C 171.

The synthetic fiber with polymer polyethylene blanket shall consist of a perforated white polyethylene sheeting with absorbent synthetic fibers and super absorbent polymer backing, and shall be limited to single use only. The synthetic fiber with polymer polyethylene blankets shall be delivered to the jobsite unused and in the manufacturer’s unopened packaging until ready for installation. Each roll shall be clearly labeled on the product with product name, manufacturer, and manufacturer’s certification of compliance with ASTM C 171.”

80359

PROGRESS PAYMENTS (BDE)

Effective: November 2, 2013

Revise Article 109.07(a) of the Standard Specifications to read:

“(a) Progress Payments. At least once each month, the Engineer will make a written estimate of the quantity of work performed in accordance with the contract, and the value thereof at the contract unit prices. The amount of the estimate approved as due for payment will be vouchered by the Department and presented to the State Comptroller for payment. No amount less than \$1000.00 will be approved for payment other than the final payment.

Progress payments may be reduced by liens filed pursuant to Section 23(c) of the Mechanics’ Lien Act, 770 ILCS 60/23(c).

If a Contractor or subcontractor has defaulted on a loan issued under the Department’s Disadvantaged Business Revolving Loan Program (20 ILCS 2705/2705-610), progress payments may be reduced pursuant to the terms of that loan agreement. In such cases, the amount of the estimate related to the work performed by the Contractor or subcontractor, in default of the loan agreement, will be offset, in whole or in part, and vouchered by the Department to the Working Capital Revolving Fund or designated escrow account. Payment for the work shall be considered as issued and received by the Contractor or subcontractor on the date of the offset voucher. Further, the amount of the offset voucher shall be a credit against the Department’s obligation to pay the Contractor, the Contractor’s obligation to pay the subcontractor, and the Contractor’s or subcontractor’s total loan indebtedness to the Department. The offset shall continue until such time as the entire loan indebtedness is satisfied. The Department will notify the Contractor and Fund Control Agent in a timely manner of such offset. The Contractor or subcontractor shall not be entitled to additional payment in consideration of the offset.

The failure to perform any requirement, obligation, or term of the contract by the Contractor shall be reason for withholding any progress payments until the Department determines that compliance has been achieved.”

80328

REMOVAL AND DISPOSAL OF REGULATED SUBSTANCES (BDE)

Effective: January 1, 2019

Revise Section 669 of the Standard Specifications to read:

“SECTION 669. REMOVAL AND DISPOSAL OF REGULATED SUBSTANCES

669.01 Description. This work shall consist of the transportation and proper disposal of contaminated soil and groundwater. This work shall also consist of the removal, transportation, and proper disposal of underground storage tanks (UST), their content and associated underground piping to the point where the piping is above the ground, including determining the content types and estimated quantities.

669.02 Equipment. The Contractor shall notify the Engineer of the delivery of all excavation, storage, and transportation equipment to a work area location. The equipment shall comply with OSHA and American Petroleum Institute (API) guidelines and shall be furnished in a clean condition. Clean condition means the equipment does not contain any residual material classified as a non-special waste, non-hazardous special waste, or hazardous waste. Residual materials include, but are not limited to, petroleum products, chemical products, sludges, or any other material present in or on equipment.

Before beginning any associated soil or groundwater management activity, the Contractor shall provide the Engineer with the opportunity to visually inspect and approve the equipment. If the equipment contains any contaminated residual material, decontamination shall be performed on the equipment as appropriate to the regulated substance and degree of contamination present according to OSHA and API guidelines. All cleaning fluids used shall be treated as the contaminant unless laboratory testing proves otherwise.

669.03 Pre-construction Submittals. Prior to beginning this work, or working in areas with regulated substances, the Contractor shall submit a Regulated Substance Pre-Construction Plan (RSPCP) to the Engineer for review and approval using form BDE 2730. The form shall be signed by an Illinois licensed Professional Engineer or Professional Geologist.

As part of the RSPCP, the qualifications of Contractor(s) or firm(s) performing the following work shall be listed.

- (a) On-Site Monitoring. Qualification for on-site monitoring of regulated substance work and on-site monitoring of UST removal requires either pre-qualification in Hazardous Waste by the Department or demonstration of acceptable project experience in remediation and special waste operations for contaminated sites in accordance with applicable Federal, State, or local regulatory requirements.

Qualification for each individual performing on-site monitoring requires a minimum of one-year of experience in similar activities as those required for the project.

(b) Underground Storage Tank. Qualification for underground storage tank (UST) work requires licensing and certification with the Office of the State Fire Marshall (OSFM) and possession of all permits required to perform the work. A copy of the permit shall be provided to the Engineer prior to tank removal.

The qualified Contractor(s) or firm(s) shall also document it does not have any current or former ties with any of the properties contained within, adjoining, or potentially affecting the work.

The Engineer will require up to 30 calendar days for review of the RSPCP. The review may involve rejection or revision and resubmittal; in which case, an additional 30 days will be required for each subsequent review. Work shall not commence until the RSPCP has been approved by the Engineer. After approval, the RSPCP shall be revised as necessary to reflect changed conditions in the field.

CONSTRUCTION REQUIREMENTS

669.04 Contaminated Soil and/or Groundwater Monitoring. Prior to beginning excavation, the Contractor shall mark the limits of removal for approval by the Engineer. Once excavation begins, the work and work area involving regulated substances shall be monitored by qualified personnel. The qualified personnel shall be on-site continuously during excavation and loading of material containing regulated substances. The qualified personnel shall be equipped with either a photoionization detector (PID) (minimum 10.6eV lamp), or a flame ionization detector (FID), and other equipment, as appropriate, to monitor for potential contaminants associated with volatile organic compounds (VOCs) or semi-volatile organic compounds (SVOCs). The PID or FID meter shall be calibrated on-site and background level readings taken and recorded daily, and as field and weather conditions change. Any field screen reading on the PID or FID in excess of background levels indicates the potential presence of contaminated material requiring handling as a non-special waste, special waste, or hazardous waste. PID or FID readings may be used as the basis of increasing the limits of removal with the approval of the Engineer but shall in no case be used to decrease the limits.

The qualified personnel shall document field activities using form BDE 2732 (Regulated Substances Monitoring Daily Record) including the name(s) of personnel conducting the monitoring, weather conditions, PID or FID calibration records, a list of equipment used on-site, a narrative of activities completed, photo log sheets, manifests and landfill tickets, monitoring results, how regulated substances were managed and other pertinent information.

Samples will be collected in accordance with the RSPCP. Samples shall be analyzed for the contaminants of concern (COCs), including pH, based on the property's land use history, the encountered abnormality and/or the parameters listed in the maximum allowable concentration (MAC) for chemical constituents in uncontaminated soil established pursuant to Subpart F of 35 Ill. Adm. Code 1100.605. The analytical results shall serve to document the level of contamination.

Samples shall be grab samples (not combined with other locations). The samples shall be taken with decontaminated or disposable instruments. The samples shall be placed in sealed containers and transported in an insulated container to the laboratory. The container shall maintain a temperature of 39 °F (4 °C). All samples shall be clearly labeled. The labels shall indicate the sample number, date sampled, collection location and depth, and any other relevant observations.

The laboratory shall use analytical methods which are able to meet the lowest appropriate practical quantitation limits (PQL) or estimated quantitation limit (EQL) specified in "Test Methods for Evaluating Solid Wastes, Physical/Chemical Methods", EPA Publication No. SW-846; "Methods for the Determination of Organic Compounds in Drinking Water", EPA, EMSL, EPA-600/4-88/039; and "Methods for the Determination of Organic Compounds in Drinking Water, Supplement III", EPA 600/R-95/131, August 1995. For parameters where the specified cleanup objective is below the acceptable detection limit (ADL), the ADL shall serve as the cleanup objective. For other parameters the ADL shall be equal to or below the specified cleanup objective.

669.05 Contaminated Soil and/or Groundwater Management and Disposal. The management and disposal of contaminated soil and/or groundwater shall be according to the following:

- (a) Soil Analytical Results Exceed Most Stringent MAC. When the soil analytical results indicate that detected levels exceed the most stringent maximum allowable concentration (MAC) for chemical constituents in uncontaminated soil established pursuant to Subpart F of 35 Illinois Administrative Code 1100.605, the soil shall be managed as follows:
 - (1) When analytical results indicate inorganic chemical constituents exceed the most stringent MAC but they are still considered within area background levels by the Engineer, the excavated soil can be utilized within the construction limits as fill, when suitable. If the soils cannot be utilized within the construction limits, they shall be managed and disposed of off-site as a non-special waste, special waste, or hazardous waste as applicable.
 - (2) When analytical results indicate chemical constituents exceed the most stringent MAC but do not exceed the MAC for a Metropolitan Statistical Area (MSA) County, the excavated soil can be utilized within the construction limits as fill, when suitable, or managed and disposed of off-site as "uncontaminated soil" at a clean construction and demolition debris (CCDD) facility or an uncontaminated soil fill operation (USFO) within an MSA County provided the pH of the soil is within the range of 6.25 - 9.0, inclusive.
 - (3) When analytical results indicate chemical constituents exceed the most stringent MAC but do not exceed the MAC for an MSA County excluding Chicago, or the MAC within the Chicago corporate limits, the excavated soil can be utilized within the construction limits as fill, when suitable, or managed and disposed of off-site as "uncontaminated soil" at a CCDD facility or an USFO within an MSA County excluding Chicago or within

- the Chicago corporate limits provided the pH of the soil is within the range of 6.25 - 9.0, inclusive.
- (4) When analytical results indicate chemical constituents exceed the most stringent MAC but do not exceed the MAC for an MSA County excluding Chicago, the excavated soil can be utilized within the construction limits as fill, when suitable, or managed and disposed of off-site as “uncontaminated soil” at a CCDD facility or an USFO within an MSA County excluding Chicago provided the pH of the soil is within the range of 6.25 - 9.0, inclusive.
 - (5) When the Engineer determines soil cannot be managed according to Articles 669.05(a)(1) through (a)(4) above, the soil shall be managed and disposed of off-site as a non-special waste, special waste, or hazardous waste as applicable.
- (b) Soil Analytical Results Do Not Exceed Most Stringent MAC. When the soil analytical results indicate that detected levels do not exceed the most stringent MAC, the excavated soil can be utilized within the construction limits or managed and disposed off-site as “uncontaminated soil” according to Article 202.03. However, the excavated soil cannot be taken to a CCDD facility or an USFO for any of the following reasons.
- (1) The pH of the soil is less than 6.25 or greater than 9.0.
 - (2) The soil exhibited PID or FID readings in excess of background levels.
- (c) Soil Analytical Results Exceed Most Stringent MAC but Do Not Exceed Tiered Approach to Corrective Action Objectives (TACO) Residential. When the soil analytical results indicate that detected levels exceed the most stringent MAC but do not exceed TACO Tier 1 Soil Remediation Objectives for Residential Properties pursuant to 35 IAC 742 Appendix B Table A, the excavated soil can be utilized within the right-of-way or managed and disposed off-site as “uncontaminated soil” according to Article 202.03. However, the excavated soil cannot be taken to a CCDD facility or an USFO.
- (d) Groundwater. When groundwater analytical results indicate the detected levels are above Appendix B, Table E of 35 Illinois Administrative Code 742, the most stringent Tier 1 Groundwater Remediation Objectives for Groundwater Component of the Groundwater Ingestion Route for Class 1 groundwater, the groundwater shall be managed off-site as a special waste. The groundwater shall be containerized and trucked to an off-site treatment facility or may be discharged to a sanitary sewer or combined sewer when permitted by the local sewer authority. Groundwater discharged to a sewer shall be pre-treated to remove particulates and measured with a calibrated flow meter to comply with applicable discharge limits. A copy of the permit shall be provided to the Engineer prior to discharging groundwater to the sewer.

All groundwater encountered within trenches may be managed within the trench and allowed to infiltrate back into the ground. If the groundwater cannot be managed within the trench it must be removed as a special or hazardous waste. The Contractor is

prohibited from managing groundwater within the trench by discharging it through any existing or new storm sewer. The Contractor shall install backfill plugs within the area of groundwater contamination.

One backfill plug shall be placed down gradient to the area of groundwater contamination. Backfill plugs shall be installed at intervals not to exceed 50 ft (15 m). Backfill plugs are to be 4 ft (1.2 m) long, measured parallel to the trench, full trench width and depth. Backfill plugs shall not have any fine aggregate bedding or backfill, but shall be entirely cohesive soil or any class of concrete. The Contractor shall provide test data that the material has a permeability of less than 10^{-7} cm/sec according to ASTM D 5084, Method A or per another test method approved by the Engineer.

The Contractor shall use due care when transferring contaminated material from the area of origin to the transporter. Should releases of contaminated material to the environment occur (i.e., spillage onto the ground, etc.), the Contractor shall clean-up spilled material and place in the appropriate storage containers as previously specified. Clean-up shall include, but not be limited to, sampling beneath the material staging area to determine complete removal of the spilled material.

The Contractor shall be responsible for transporting and disposing all material classified as a non-special waste, special waste, or hazardous waste from the job site to an appropriately permitted landfill facility. The transporter and the vehicles used for transportation shall comply with all federal, state, and local rules and regulations governing the transportation of non-special waste, special waste, or hazardous waste.

All equipment used by the Contractor to haul contaminated material to the landfill facility shall be lined with a 6 mil (150 micron) polyethylene liner and securely covered during transportation. The Contractor shall obtain all documentation including any permits and/or licenses required to transport the contaminated material to the disposal facility.

The Contractor shall provide engineered barriers, when required, and shall include materials sufficient to completely line excavation surfaces, including sloped surfaces, bottoms, and sidewall faces, within the areas designated for protection.

The Engineer shall coordinate with the Contractor on the completion of all documentation. The Contractor shall make all arrangements for collection and analysis of landfill acceptance testing. The Contractor shall coordinate for waste disposal approval with the disposal facility. After the Contractor completes these activities and upon receipt of authorization from the Engineer, the Contractor shall initiate the disposal process.

The Contractor shall provide the Engineer with all transport-related documentation within two days of transport or receipt of said document(s). The Engineer shall maintain the file for all such documentation. For management of special or hazardous waste, the Contractor shall provide the Engineer with documentation the Contractor (or subcontractor, if a subcontractor is used for transportation) is operating with a valid Illinois special waste transporter permit at least two weeks before transporting the first load of contaminated material.

The Contractor shall schedule and arrange the transport and disposal of each load of contaminated material produced. The Contractor shall make all transport and disposal arrangements so no contaminated material remains within the project area at the close of business each day. Exceptions to this specification require prior approval from the Engineer within 24 hours of close of business. The Contractor shall be responsible for all other pre-disposal/transport preparations necessary daily to accomplish management activities.

Any waste generated as a special or hazardous waste from a non-fixed facility shall be manifested off-site using the Department's county generator number. An authorized representative of the Department shall sign all manifests for the disposal of the contaminated material and confirm the Contractor's transported volume. Any waste generated as a non-special waste may be managed off-site without a manifest, a special waste transporter, or a generator number.

The Contractor shall select a landfill mandated by definition of the contaminant within the State of Illinois. The Department will review and approve or reject the facility proposed by the Contractor to use as a landfill. The Contractor shall verify whether the selected disposal facility is compliant with those applicable standards as mandated by definition of the contaminant and whether the disposal facility is presently, has previously been, or has never been, on the United States Environmental Protection Agency (U.S. EPA) National Priorities List or the Resource Conservation and Recovery Act (RCRA) List of Violating Facilities. The Contractor shall be responsible for coordinating permits with the IEPA. The use of a Contractor selected landfill shall in no manner delay the construction schedule or alter the Contractor's responsibilities as set forth.

669.06 Non-Special Waste Certification. An authorized representative of the Department shall sign and date all non-special waste certifications. The Contractor shall be responsible for providing the Engineer with the required information that will allow the Engineer to certify the waste is not a special waste.

(a) Definition. A waste is considered a non-special waste as long as it is not:

- (1) a potentially infectious medical waste;
- (2) a hazardous waste as defined in 35 IAC 721;
- (3) an industrial process waste or pollution control waste that contains liquids, as determined using the paint filter test set forth in subdivision (3)(A) of subsection (m) of 35 IAC 811.107;
- (4) a regulated asbestos-containing waste material, as defined under the National Emission Standards for Hazardous Air Pollutants in 40 CFR 61.141;
- (5) a material containing polychlorinated biphenyls (PCB's) regulated pursuant to 40 CFR Part 761;

- (6) a material subject to the waste analysis and recordkeeping requirements of 35 IAC 728.107 under land disposal restrictions of 35 IAC 728;
 - (7) a waste material generated by processing recyclable metals by shredding and required to be managed as a special waste under Section 22.29 of the Environmental Protection Act; or
 - (8) an empty portable device or container in which a special or hazardous waste has been stored, transported, treated, disposed of, or otherwise handled.
- (b) Certification Information. All information used to determine the waste is not a special waste shall be attached to the certification. The information shall include but not be limited to:
- (1) the means by which the generator has determined the waste is not a hazardous waste;
 - (2) the means by which the generator has determined the waste is not a liquid;
 - (3) if the waste undergoes testing, the analytic results obtained from testing, signed and dated by the person responsible for completing the analysis;
 - (4) if the waste does not undergo testing, an explanation as to why no testing is needed;
 - (5) a description of the process generating the waste; and
 - (6) relevant material safety data sheets.

669.07 Temporary Staging. The Contractor shall excavate and dispose of all waste material as mandated by the contaminants without temporary staging. If circumstances require temporary staging, he/she shall request in writing, approval from the Engineer.

When approved, the Contractor shall prepare a secure location within the project area capable of housing containerized waste materials. The Contractor shall contain all waste material in leak-proof storage containers such as lined roll-off boxes or 55 gal (208 L) drums, or stored in bulk fashion on storage pads. The design and construction of such storage pad(s) for bulk materials shall be subject to approval by the Engineer. The Contractor shall place the staged storage containers on an all-weather gravel-packed, asphalt, or concrete surface. The Contractor shall maintain a clearance both above and beside the storage units to provide maneuverability during loading and unloading. The Contractor shall provide any assistance or equipment requested by the Engineer for authorized personnel to inspect and/or sample contents of each storage container. All containers and their contents shall remain intact and undisturbed by unauthorized persons until the manner of disposal is determined. The Contractor shall keep the storage containers covered, except when access is requested by authorized personnel of the Department. The Engineer shall authorize any additional material added to the contents of any storage container before being filled.

The Contractor shall ensure the staging area is enclosed (by a fence or other structure) to ensure direct access to the area is restricted, and he/she shall procure and place all required regulatory identification signs applicable to an area containing the waste material. The Contractor shall be responsible for all activities associated with the storage containers including, but not limited to, the procurement, transport, and labeling of the containers. The Contractor shall clearly mark all containers in permanent marker or paint with the date of waste generation, location and/or area of waste generation, and type of waste (e.g., decontamination water, contaminated clothing, etc.). The Contractor shall place these identifying markings on an exterior side surface of the container. The Contractor shall separately containerize each contaminated medium, i.e. contaminated clothing is placed in a separate container from decontamination water. Containers used to store liquids shall not be filled in excess of 80 percent of the rated capacity. The Contractor shall not use a storage container if visual inspection of the container reveals the presence of free liquids or other substances that could classify the material as a hazardous waste in the container.

The Department will not be responsible for any additional costs incurred, if mismanagement of the staging area, storage containers, or their contents by the Contractor results in excess cost expenditure for disposal or other material management requirements.

669.08 Underground Storage Tank Removal. For the purposes of this section, an underground storage tank (UST) includes the underground storage tank, piping, electrical controls, pump island, vent pipes and appurtenances.

Prior to removing an UST, the Engineer shall determine whether the Department is considered an "owner" or "operator" of the UST as defined by the UST regulations (41 Ill. Adm. Code Part 176). Ownership of the UST refers to the Department's owning title to the UST during storage, use or dispensing of regulated substances. The Department may be considered an "operator" of the UST if it has control of, or has responsibility for, the daily operation of the UST. The Department may however voluntarily undertake actions to remove an UST from the ground without being deemed an "operator" of the UST.

In the event the Department is deemed not to be the "owner" or "operator" of the UST, the OSFM removal permit shall reflect who was the past "owner" or "operator" of the UST. If the "owner" or "operator" cannot be determined from past UST registration documents from OSFM, then the OSFM removal permit will state the "owner" or "operator" of the UST is the Department. The Department's Office of Chief Counsel (OCC) will review all UST removal permits prior to submitting any removal permit to the OSFM. If the Department is not the "owner" or "operator" of the UST then it will not register the UST or pay any registration fee.

The Contractor shall be responsible for obtaining all permits required for removing the UST, notification to the OSFM, using an OSFM certified tank contractor, removal and disposal of the UST and its contents, and preparation and submittal of the OSFM Site Assessment Report in accordance with 41 Ill. Adm. Code Part 176.330.

The Contractor shall contact the Engineer and the OSFM's office at least 72 hours prior to removal to confirm the OSFM inspector's presence during the UST removal. Removal, transport,

and disposal of the UST shall be according to the applicable portions of the latest revision of the "American Petroleum Institute (API) Recommended Practice 1604".

The Contractor shall collect and analyze tank content (sludge) for disposal purposes. The Contractor shall remove as much of the regulated substance from the UST system as necessary to prevent further release into the environment. All contents within the tank shall be removed, transported and disposed of, or recycled. The tank shall be removed and rendered empty according to IEPA definition.

The Contractor shall collect soil samples from the bottom and sidewalls of the excavated area in accordance with 35 Ill. Adm. Code Part 734.210(h) after the required backfill has been removed during the initial response action, to determine the level of contamination remaining in the ground, regardless if a release is confirmed or not by the OSFM on-site inspector.

In the event the UST is designated a leaking underground storage tank (LUST) by the OSFM's inspector, or confirmation by analytical results, the Contractor shall notify the Engineer and the DESU. Upon confirmation of a release of contaminants from the UST and notifications to the Engineer and DESU, the Contractor shall report the release to the Illinois Emergency Management Agency (IEMA) (e.g., by telephone or electronic mail) and provide them with whatever information is available ("owner" or "operator" shall be stated as the past registered "owner" or "operator", or the IDOT District in which the UST is located and the DESU Manager);

The Contractor shall perform the following initial response actions if a release is indicated by the OSFM inspector:

- (a) Take immediate action to prevent any further release of the regulated substance to the environment, which may include removing, at the Engineer's discretion, and disposing of up to 4 ft (1.2 m) of the contaminated material, as measured from the outside dimension of the tank
- (b) Identify and mitigate fire, explosion and vapor hazards;
- (c) Visually inspect any above ground releases or exposed below ground releases and prevent further migration of the released substance into surrounding soils and groundwater; and
- (d) Continue to monitor and mitigate any additional fire and safety hazards posed by vapors and free product that have migrated from the UST excavation zone and entered into subsurface structures (such as sewers or basements).

The UST excavation shall be backfilled according to applicable portions of Sections 205, 208, and 550 with a material that will compact and develop stability. The material shall be approved prior to placement. All uncontaminated concrete and soil removed during tank extraction may be used to backfill the excavation, at the discretion of the Engineer.

After backfilling the excavation, the site shall be graded and cleaned.

669.09 Regulated Substance Final Construction Report. Not later than 90 days after completing this work, the Contractor shall submit a Regulated Substance Final Construction Report (RSFCR) to the Engineer using form BDE 2733 and required attachments. The form shall be signed by an Illinois licensed Professional Engineer or Professional Geologist.

669.10 Method of Measurement. Non-special waste, special waste, and hazardous waste soil will be measured for payment according to Article 202.07(b) when performing earth excavation, Article 502.12(b) when excavating for structures, or by computing the volume of the trench using the maximum trench width permitted and the actual depth of the trench.

Groundwater containerized and transported off-site for management, storage, and disposal will be measured for payment in gallons (liters).

Backfill plugs will be measured in cubic yards (cubic meters) in place, except the quantity for which payment will be made shall not exceed the volume of the trench, as computed by using the maximum width of trench permitted by the Specifications and the actual depth of the trench, with a deduction for the volume of the pipe.

Engineered Barriers will be measured for payment in square yards (square meters).

669.11 Basis of Payment. The work of preparing, submitting and administering a Regulated Substances Pre-Construction Plan will be paid for at the contract lump sum price for REGULATED SUBSTANCES PRE-CONSTRUCTION PLAN.

On-site monitoring of regulated substances, including completion of form BDE 2732 for each day of work, will be paid for at the contract unit price per calendar day, or fraction thereof, for ON-SITE MONITORING OF REGULATED SUBSTANCES.

The installation of engineered barriers will be paid for at the contract unit price per square yard (square meter) for ENGINEERED BARRIER.

The work of removing a UST, soil excavation, soil and content sampling, and the excavated soil, UST content, and UST disposal will be paid for at the contract unit price per each for UNDERGROUND STORAGE TANK REMOVAL.

The transportation and disposal of soil and other materials from an excavation determined to be contaminated will be paid for at the contract unit price per cubic yard (cubic meter) for NON-SPECIAL WASTE DISPOSAL, SPECIAL WASTE DISPOSAL, or HAZARDOUS WASTE DISPOSAL.

The transportation and disposal of groundwater from an excavation determined to be contaminated will be paid for at the contract unit price per gallon (liter) for SPECIAL WASTE GROUNDWATER DISPOSAL or HAZARDOUS WASTE GROUNDWATER DISPOSAL. When groundwater is discharged to a sanitary or combined sewer by permit, the cost will be paid for according to Article 109.05.

Backfill plugs will be paid for at the contract unit price per cubic yard (cubic meter) for BACKFILL PLUGS.

Payment for temporary staging, if required, will be paid for according to Article 109.04.

Payment for accumulated stormwater removal and disposal will be according to Article 109.04. Payment will only be allowed if appropriate stormwater and erosion control methods were used.

Payment for decontamination, labor, material, and equipment for monitoring areas beyond the specified areas, with the Engineer's prior written approval, will be according to Article 109.04.

The sampling and testing associated with this work will be paid for as follows.

- (a) BETX Soil/Groundwater Analysis. When the contaminants of concern are gasoline only, soil or groundwater samples shall be analyzed for benzene, ethylbenzene, toluene, and xylenes (BETX). The analysis will be paid for at the contract unit price per each for BETX SOIL ANALYSIS and/or BETX GROUNDWATER ANALYSIS using EPA Method 8021B.
- (b) BETX-PNAS Soil/Groundwater Analysis. When the contaminants of concern are middle distillate and heavy ends, soil or groundwater samples shall be analyzed for BETX and polynuclear aromatics (PNAS). The analysis will be paid for at the contract unit price per each for BETX-PNAS SOIL ANALYSIS and/or BETX-PNAS GROUNDWATER ANALYSIS using EPA Method 8021B for BETX and EPA Method 8310 for PNAS.
- (c) Priority Pollutants Soil Analysis. When the contaminants of concern are used oils, soil samples shall be analyzed for priority pollutant VOCs, priority pollutants SVOCs, and priority pollutants metals. The analysis will be paid for at the contract unit price per each for PRIORITY POLLUTANTS SOIL ANALYSIS using EPA Method 8260B for VOCs, EPA Method 8270C for SVOCs, and using an ICP instrument and EPA Methods 6010B and 7471A for metals.
- (d) Priority Pollutant Groundwater Analysis. When the contaminants of concern are used oils, non-petroleum material, or unknowns, groundwater samples shall be analyzed for priority pollutant VOCs, priority pollutants SVOCs, and priority pollutants metals. The analysis will be paid for at the contract unit price per each for PRIORITY POLLUTANTS GROUNDWATER ANALYSIS using EPA Method 8260B for VOCs, EPA Method 8270C for SVOCs, and EPA Methods 6010B and 7470A for metals.
- (e) Target Compound List (TCL) Soil Analysis. When the contaminants of concern are unknowns or non-petroleum material, soil samples shall be analyzed for priority pollutant VOCs, priority pollutants SVOCs, priority pollutants metals, pesticides, and Resource Conservation and Recovery Act (RCRA) metals by the toxicity characteristic leaching procedure (TCLP). The analysis will be paid for at the contract unit price per each for TCL SOIL ANALYSIS using EPA Method 8260B for VOCs, EPA Method 8270C for SVOCs,

EPA Method 8081 for pesticides, and ICP instrument and EPA Methods 6010B, 7471A, 1311 (extraction), 6010B, and 7470A for metals.

- (f) Soil Disposal Analysis. When the waste material for disposal requires sampling for disposal acceptance, the samples shall be analyzed for TCLP VOCs, SVOCs, RCRA metals, pH, ignitability, and paint filter test. The analysis will be paid for at the contract unit price per each for SOIL DISPOSAL ANALYSIS using EPA Methods 1311 (extraction), 8260B for VOCs, 8270C for SVOCs, 6010B and 7470A for RCRA metals, 9045C for pH, 1030 for ignitability, and 9095A for paint filter.

The work of preparing, submitting and administering a Regulated Substances Final Construction Report will be paid for at the contract lump sum price REGULATED SUBSTANCES FINAL CONSTRUCTION REPORT.”

80407

STEEL COST ADJUSTMENT (BDE)

Effective: April 2, 2004

Revised: August 1, 2017

Description. Steel cost adjustments will be made to provide additional compensation to the Contractor, or a credit to the Department, for fluctuations in steel prices when optioned by the Contractor. The bidder shall indicate with their bid whether or not this special provision will be part of the contract. Failure to indicate "Yes" for any item of work will make that item of steel exempt from steel cost adjustment.

Types of Steel Products. An adjustment will be made for fluctuations in the cost of steel used in the manufacture of the following items:

- Metal Piling (excluding temporary sheet piling)
- Structural Steel
- Reinforcing Steel

Other steel materials such as dowel bars, tie bars, mesh reinforcement, guardrail, steel traffic signal and light poles, towers and mast arms, metal railings (excluding wire fence), and frames and grates will be subject to a steel cost adjustment when the pay items they are used in have a contract value of \$10,000 or greater.

The adjustments shall apply to the above items when they are part of the original proposed construction, or added as extra work and paid for by agreed unit prices. The adjustments shall not apply when the item is added as extra work and paid for at a lump sum price or by force account.

Documentation. Sufficient documentation shall be furnished to the Engineer to verify the following:

- (a) The dates and quantity of steel, in lb (kg), shipped from the mill to the fabricator.
- (b) The quantity of steel, in lb (kg), incorporated into the various items of work covered by this special provision. The Department reserves the right to verify submitted quantities.

Method of Adjustment. Steel cost adjustments will be computed as follows:

$$SCA = Q \times D$$

Where: SCA = steel cost adjustment, in dollars
Q = quantity of steel incorporated into the work, in lb (kg)
D = price factor, in dollars per lb (kg)

$$D = MPI_M - MPI_L$$

Where: MPI_M = The Materials Cost Index for steel as published by the Engineering News-Record for the month the steel is shipped from the mill. The indices will be converted from dollars per 100 lb to dollars per lb (kg).

MPI_L = The Materials Cost Index for steel as published by the Engineering News-Record for the month prior to the letting for work paid for at the contract price; or for the month the agreed unit price letter is submitted by the Contractor for extra work paid for by agreed unit price,. The indices will be converted from dollars per 100 lb to dollars per lb (kg).

The unit weights (masses) of steel that will be used to calculate the steel cost adjustment for the various items are shown in the attached table.

No steel cost adjustment will be made for any products manufactured from steel having a mill shipping date prior to the letting date.

If the Contractor fails to provide the required documentation, the method of adjustment will be calculated as described above; however, the MPI_M will be based on the date the steel arrives at the job site. In this case, an adjustment will only be made when there is a decrease in steel costs.

Basis of Payment. Steel cost adjustments may be positive or negative but will only be made when there is a difference between the MPI_L and MPI_M in excess of five percent, as calculated by:

$$\text{Percent Difference} = \{(MPI_L - MPI_M) \div MPI_L\} \times 100$$

Steel cost adjustments will be calculated by the Engineer and will be paid or deducted when all other contract requirements for the items of work are satisfied. Adjustments will only be made for fluctuations in the cost of the steel as described herein. No adjustment will be made for changes in the cost of manufacturing, fabrication, shipping, storage, etc.

The adjustments shall not apply during contract time subject to liquidated damages for completion of the entire contract.

Attachment

Item	Unit Mass (Weight)
Metal Piling (excluding temporary sheet piling) Furnishing Metal Pile Shells 12 in. (305 mm), 0.179 in. (3.80 mm) wall thickness) Furnishing Metal Pile Shells 12 in. (305 mm), 0.250 in. (6.35 mm) wall thickness) Furnishing Metal Pile Shells 14 in. (356 mm), 0.250 in. (6.35 mm) wall thickness) Other piling	23 lb/ft (34 kg/m) 32 lb/ft (48 kg/m) 37 lb/ft (55 kg/m) See plans
Structural Steel	See plans for weights (masses)
Reinforcing Steel	See plans for weights (masses)
Dowel Bars and Tie Bars	6 lb (3 kg) each
Mesh Reinforcement	63 lb/100 sq ft (310 kg/sq m)
Guardrail Steel Plate Beam Guardrail, Type A w/steel posts Steel Plate Beam Guardrail, Type B w/steel posts Steel Plate Beam Guardrail, Types A and B w/wood posts Steel Plate Beam Guardrail, Type 2 Steel Plate Beam Guardrail, Type 6 Traffic Barrier Terminal, Type 1 Special (Tangent) Traffic Barrier Terminal, Type 1 Special (Flared)	20 lb/ft (30 kg/m) 30 lb/ft (45 kg/m) 8 lb/ft (12 kg/m) 305 lb (140 kg) each 1260 lb (570 kg) each 730 lb (330 kg) each 410 lb (185 kg) each
Steel Traffic Signal and Light Poles, Towers and Mast Arms Traffic Signal Post Light Pole, Tenon Mount and Twin Mount, 30 - 40 ft (9 - 12 m) Light Pole, Tenon Mount and Twin Mount, 45 - 55 ft (13.5 - 16.5 m) Light Pole w/Mast Arm, 30 - 50 ft (9 - 15.2 m) Light Pole w/Mast Arm, 55 - 60 ft (16.5 - 18 m) Light Tower w/Luminaire Mount, 80 - 110 ft (24 - 33.5 m) Light Tower w/Luminaire Mount, 120 - 140 ft (36.5 - 42.5 m) Light Tower w/Luminaire Mount, 150 - 160 ft (45.5 - 48.5 m)	11 lb/ft (16 kg/m) 14 lb/ft (21 kg/m) 21 lb/ft (31 kg/m) 13 lb/ft (19 kg/m) 19 lb/ft (28 kg/m) 31 lb/ft (46 kg/m) 65 lb/ft (97 kg/m) 80 lb/ft (119 kg/m)
Metal Railings (excluding wire fence) Steel Railing, Type SM Steel Railing, Type S-1 Steel Railing, Type T-1 Steel Bridge Rail	64 lb/ft (95 kg/m) 39 lb/ft (58 kg/m) 53 lb/ft (79 kg/m) 52 lb/ft (77 kg/m)
Frames and Grates Frame Lids and Grates	250 lb (115 kg) 150 lb (70 kg)

80127

STEEL PLATE BEAM GUARDRAIL MANUFACTURING (BDE)

Effective: January 1, 2019

Revise the first three paragraphs of Article 1006.25 of the Standard Specifications to read:

“1006.25 Steel Plate Beam Guardrail. Steel plate beam guardrail, including bolts, nuts, and washers, shall be according to AASHTO M 180. The guardrail shall be Class A, with a Type II galvanized coating.

Steel plates for mounting guardrail on existing culverts shall be according to AASHTO M 270 Grade 36 (M 270M Grade 250) and zinc coated according to AASHTO M 111.

The Department will accept guardrail based on the “Brand Registration and Guarantee” requirements of AASHTO M 180 and the manufacturer shall be listed as compliant through the NTPEP Program. The Department will maintain a qualified product list.”

80408

SUBCONTRACTOR AND DBE PAYMENT REPORTING (BDE)

Effective: April 2, 2018

Add the following to Section 109 of the Standard Specifications.

“109.14 Subcontractor and Disadvantaged Business Enterprise Payment Reporting.
The Contractor shall report all payments made to the following parties:

- (a) first tier subcontractors;
- (b) lower tier subcontractors affecting disadvantaged business enterprise (DBE) goal credit;
- (c) material suppliers or trucking firms that are part of the Contractor’s submitted DBE utilization plan.

The report shall be made through the Department’s on-line subcontractor payment reporting system within 21 days of making the payment.”

80397

SUBCONTRACTOR MOBILILATION PAYMENTS (BDE)

Effective: November 2, 2017

Replace the second paragraph of Article 109.12 of the Standard Specifications with the following:

“This mobilization payment shall be made at least 14 days prior to the subcontractor starting work. The amount paid shall be at the following percentage of the amount of the subcontract reported on form BC 260A submitted for the approval of the subcontractor’s work.

Value of Subcontract Reported on Form BC 260A	Mobilization Percentage
Less than \$10,000	25%
\$10,000 to less than \$20,000	20%
\$20,000 to less than \$40,000	18%
\$40,000 to less than \$60,000	16%
\$60,000 to less than \$80,000	14%
\$80,000 to less than \$100,000	12%
\$100,000 to less than \$250,000	10%
\$250,000 to less than \$500,000	9%
\$500,000 to \$750,000	8%
Over \$750,000	7%

80391

TRAFFIC BARRIER TERMINAL, TYPE 1 SPECIAL (BDE)

Effective: November 1, 2018

Revise Article 631.04 of the Supplemental Specifications to read:

“631.04 Traffic Barrier Terminal, Type 1 Special (Tangent) and Traffic Barrier Terminal, Type 1 Special (Flared). These terminals shall be on the Department’s qualified product list.

The terminal shall be installed according to the manufacturer’s specifications. The beginning length of need point of the terminal shall be placed within 12 ft 6 in (3.8 m) of the length of need point shown on the plans.

The terminal shall be delineated with a terminal marker direct applied. No other guardrail delineation shall be attached to the terminal section.”

Revise the first paragraph of Article 631.12 of the Standard Specifications to read:

“631.12 Method of Measurement. The various types of traffic barrier terminals will be measured for payment, complete in place, in units of each. The pay limit between the traffic barrier terminal and the adjacent guardrail shall be as shown on the plans, except for the following:

- (a) Traffic Barrier Type 1, Special. The pay limit for a traffic barrier, Type 1 special shall be as shown on the manufacturer’s drawing(s).
- (b) Traffic Barrier Type 10. The pay limit for the traffic barrier terminal, Type 10 shall be at the centerline of the end shoe splice.”

80403

TRAFFIC CONTROL DEVICES - CONES (BDE)

Effective: January 1, 2019

Revise Article 701.15(a) of the Standard Specifications to read:

“(a) Cones. Cones are used to channelize traffic. Cones used to channelize traffic at night shall be reflectorized; however, cones shall not be used in nighttime lane closure tapers or nighttime lane shifts.”

Revise Article 1106.02(b) of the Standard Specifications to read:

“(b) Cones. Cones shall be predominantly orange. Cones used at night that are 28 to 36 in. (700 to 900 mm) in height shall have two white circumferential stripes. If non-reflective spaces are left between the stripes, the spaces shall be no more than 2 in. (50mm) in width. Cones used at night that are taller than 36 in. (900 mm) shall have a minimum of two white and two fluorescent orange alternating, circumferential stripes with the top stripe being fluorescent orange. If non-reflective spaces are left between the stripes, the spaces shall be no more than 3 in. (75 mm) in width.

The minimum weights for the various cone heights shall be 4 lb for 18 in. (2 kg for 450 mm), 7 lb for 28 in. (3 kg for 700 mm), and 10 lb for 36 in. (5 kg for 900 mm) with a minimum of 60 percent of the total weight in the base. Cones taller than 36 in. shall be weighted per the manufacturer’s specifications such that they are not moved by wind or passing traffic.”

80409

WARM MIX ASPHALT (BDE)

Effective: January 1, 2012

Revised: April 1, 2016

Description. This work shall consist of designing, producing and constructing Warm Mix Asphalt (WMA) in lieu of Hot Mix Asphalt (HMA) at the Contractor's option. Work shall be according to Sections 406, 407, 408, 1030, and 1102 of the Standard Specifications, except as modified herein. In addition, any references to HMA in the Standard Specifications, or the special provisions shall be construed to include WMA.

WMA is an asphalt mixture which can be produced at temperatures lower than allowed for HMA utilizing approved WMA technologies. WMA technologies are defined as the use of additives or processes which allow a reduction in the temperatures at which HMA mixes are produced and placed. WMA is produced by the use of additives, a water foaming process, or combination of both. Additives include minerals, chemicals or organics incorporated into the asphalt binder stream in a dedicated delivery system. The process of foaming injects water into the asphalt binder stream, just prior to incorporation of the asphalt binder with the aggregate.

Approved WMA technologies may also be used in HMA provided all the requirements specified herein, with the exception of temperature, are met. However, asphalt mixtures produced at temperatures in excess of 275 °F (135 °C) will not be considered WMA when determining the grade reduction of the virgin asphalt binder grade.

Equipment.

Revise the first paragraph of Article 1102.01 of the Standard Specifications to read:

"1102.01 Hot-Mix Asphalt Plant. The hot-mix asphalt (HMA) plant shall be the batch-type, continuous-type, or dryer drum plant. The plants shall be evaluated for prequalification rating and approval to produce HMA according to the current Bureau of Materials and Physical Research Policy Memorandum, "Approval of Hot-Mix Asphalt Plants and Equipment". Once approved, the Contractor shall notify the Bureau of Materials and Physical Research to obtain approval of all plant modifications. The plants shall not be used to produce mixtures concurrently for more than one project or for private work unless permission is granted in writing by the Engineer. The plant units shall be so designed, coordinated and operated that they will function properly and produce HMA having uniform temperatures and compositions within the tolerances specified. The plant units shall meet the following requirements."

Add the following to Article 1102.01(a) of the Standard Specifications.

"(11) Equipment for Warm Mix Technologies.

- a. Foaming. Metering equipment for foamed asphalt shall have an accuracy of ± 2 percent of the actual water metered. The foaming control system shall be electronically interfaced with the asphalt binder meter.

- b. Additives. Additives shall be introduced into the plant according to the supplier's recommendations and shall be approved by the Engineer. The system for introducing the WMA additive shall be interlocked with the aggregate feed or weigh system to maintain correct proportions for all rates of production and batch sizes."

Mix Design Verification.

Add the following to Article 1030.04 of the Standard Specifications.

"(e) Warm Mix Technologies.

- (1) Foaming. WMA mix design verification will not be required when foaming technology is used alone (without WMA additives). However, the foaming technology shall only be used on HMA designs previously approved by the Department.
- (2) Additives. WMA mix designs utilizing additives shall be submitted to the Engineer for mix design verification."

Construction Requirements.

Revise the second paragraph of Article 406.06(b)(1) of the Standard Specifications to read:

"The HMA shall be delivered at a temperature of 250 to 350 °F (120 to 175 °C).
WMA shall be delivered at a minimum temperature of 215 °F (102 °C)."

Basis of Payment.

This work will be paid at the contract unit price bid for the HMA pay items involved. Anti-strip will not be paid for separately, but shall be considered as included in the cost of the work.

80288

WEEKLY DBE TRUCKING REPORTS (BDE)

Effective: June 2, 2012

| Revised: April 2, 2015

| The Contractor shall submit a weekly report of Disadvantaged Business Enterprise (DBE) trucks hired by the Contractor or subcontractors (i.e. not owned by the Contractor or subcontractors) that are used for DBE goal credit.

| The report shall be submitted to the Engineer on Department form "SBE 723" within ten business days following the reporting period. The reporting period shall be Monday through Sunday for each week reportable trucking activities occur.

Any costs associated with providing weekly DBE trucking reports shall be considered as included in the contract unit prices bid for the various items of work involved and no additional compensation will be allowed.

80302

CONCRETE WEARING SURFACE

Effective: June 23, 1994

Revised: October 4, 2016

Description. This work consists of placing a concrete wearing surface, to the specified thickness, on precast concrete members such as deck beams and deck panels. Included in this work is cleaning and preparing the precast concrete surface prior to placement of the concrete wearing surface. This work shall be according to the applicable articles of Section 503 and the following.

Materials. The concrete wearing surface shall be class BS concrete, except as follows, when Steel Bridge Rail is used in conjunction with concrete wearing surface, the 14 day mix design shall be replaced by a 28 day mix design with a compressive strength of 5000 psi (34,500 kPa) and a design flexural strength of 800 psi (5,500 kPa).

Equipment: The equipment used shall be subject to the approval of the Engineer and shall meet the following requirements:

(a) Surface Preparation Equipment. Surface preparation equipment shall be according to the applicable portions of Section 1100 and the following:

(1) Hand-Held Blast Cleaning Equipment. Blast cleaning using hand-held equipment may be performed by high-pressure waterblasting or abrasive blasting. Hand-held blast cleaning equipment shall have oil traps.

Hand-held high-pressure waterblasting equipment shall have a minimum water pressure of 7000 psi (48 MPa).

(2) Vacuum Cleanup Equipment. The equipment shall be equipped with fugitive dust control devices capable of removing wet debris and water all in the same pass. Vacuum equipment shall also be capable of washing the deck with pressurized water prior to the vacuum operation to dislodge all debris and slurry from the deck surface.

(b) Concrete Equipment: Equipment for proportioning and mixing the concrete shall be according to Article 1020.03.

(c) Finishing Equipment. Finishing equipment shall be according to Article 503.03.

(d) Mechanical Fogging Equipment. Mechanical fogging equipment shall be according to 503.03.

CONSTRUCTION REQUIREMENTS

Surface Preparation. Prior to placement of the concrete wearing surface, the top surface of the precast concrete members shall be clean and free of all foreign material.

All debris of every type, including dirty water, resulting from the cleaning operation shall be reasonably confined during the performance of the cleaning work and shall be immediately and thoroughly removed from the cleaned surfaces and all other areas where debris may have accumulated.

Prior to placement of the concrete wearing surface, the Engineer will inspect the cleaned surface, all areas still contaminated shall be cleaned again at the Contractor's expense.

Wearing Surface Placement. The concrete wearing surface placement shall be according to Article 503.16 of the Standard Specifications. Areas to receive the overlay shall be either thoroughly or continuously wetted with water at least one hour before placement of the concrete wearing surface is started. When the surface is pre-wetted any accumulations of water shall be dispersed or removed prior to placement of the concrete wearing surface.

Plans for anchoring support rails and the mixture-placing procedure shall be submitted to the Engineer for approval.

Curing and Protection. The concrete shall be continuously wet cured for at least 14 days according to Article 1020.13(a)(5). However, if the minimum specified compressive strength or flexural strength is obtained prior to 14 days, the cure time may be reduced, but at no time shall the wet cure be less than 7 days. The concrete shall be protected from low air temperatures according to Article 1020.13(d)(1) or (2), except the protection method shall remain in place for the entire curing period.

Opening to Traffic. The concrete wearing surface without Steel Bridge Rail attached may be opened to traffic when test specimens have obtained a minimum compressive strength of 4000 psi (27,500 kPa) or a minimum flexural strength of 675 psi (4650 kPa), but not prior to the completion of the wet cure. When Steel Bridge Rail is utilized, the concrete wearing surface may be opened when test specimens have obtained a minimum compressive strength of 5000 psi (34,500 kPa) or a minimum flexural strength of 800 psi (5500 kPa), but not prior to the completion of the wet cure.

Method of Measurement. Concrete wearing surface will be measured for payment in place and the area computed in square yards (square meters).

Basis of Payment. This work including cleaning and surface preparation will be paid for at the contract unit price per square yard (square meter) for CONCRETE WEARING SURFACE, of the thickness specified.

PIPE UNDERDRAINS FOR STRUCTURES

Effective: May 17, 2000

Revised: January 22, 2010

Description. This work shall consist of furnishing and installing a pipe underdrain system as shown on the plans, as specified herein, and as directed by the Engineer.

Materials. Materials shall meet the requirements as set forth below:

The perforated pipe underdrain shall be according to Article 601.02 of the Standard Specifications. Outlet pipes or pipes connecting to a separate storm sewer system shall not be perforated.

The drainage aggregate shall be a combination of one or more of the following gradations, FA1, FA2, CA5, CA7, CA8, CA11, or CA13 thru 16, according to Sections 1003 and 1004 of the Standard Specifications.

The fabric surrounding the drainage aggregate shall be Geotechnical Fabric for French Drains according to Article 1080.05 of the Standard Specifications.

Construction Requirements. All work shall be according to the applicable requirements of Section 601 of the Standard Specifications except as modified below.

The pipe underdrains shall consist of a perforated pipe drain situated at the bottom of an area of drainage aggregate wrapped completely in geotechnical fabric and shall be installed to the lines and gradients as shown on the plans.

Method of Measurement. Pipe Underdrains for Structures shall be measured for payment in feet (meters), in place. Measurement shall be along the centerline of the pipe underdrains. All connectors, outlet pipes, elbows, and all other miscellaneous items shall be included in the measurement. Concrete headwalls shall be included in the cost of Pipe Underdrains for Structures, but shall not be included in the measurement for payment.

Basis of Payment. This work will be paid for at the contract unit price per foot (meter) for PIPE UNDERDRAINS FOR STRUCTURES of the diameter specified. Furnishing and installation of the drainage aggregate, geotechnical fabric, forming holes in structural elements and any excavation required, will not be paid for separately, but shall be included in the cost of the pipe underdrains for structures.

**REQUIRED CONTRACT PROVISIONS
FEDERAL-AID CONSTRUCTION CONTRACTS**

- I. General
- II. Nondiscrimination
- III. Nonsegregated Facilities
- IV. Davis-Bacon and Related Act Provisions
- V. Contract Work Hours and Safety Standards Act Provisions
- VI. Subletting or Assigning the Contract
- VII. Safety: Accident Prevention
- VIII. False Statements Concerning Highway Projects
- IX. Implementation of Clean Air Act and Federal Water Pollution Control Act
- X. Compliance with Governmentwide Suspension and Debarment Requirements
- XI. Certification Regarding Use of Contract Funds for Lobbying

ATTACHMENTS

A. Employment and Materials Preference for Appalachian Development Highway System or Appalachian Local Access Road Contracts (included in Appalachian contracts only)

I. GENERAL

1. Form FHWA-1273 must be physically incorporated in each construction contract funded under Title 23 (excluding emergency contracts solely intended for debris removal). The contractor (or subcontractor) must insert this form in each subcontract and further require its inclusion in all lower tier subcontracts (excluding purchase orders, rental agreements and other agreements for supplies or services).

The applicable requirements of Form FHWA-1273 are incorporated by reference for work done under any purchase order, rental agreement or agreement for other services. The prime contractor shall be responsible for compliance by any subcontractor, lower-tier subcontractor or service provider.

Form FHWA-1273 must be included in all Federal-aid design-build contracts, in all subcontracts and in lower tier subcontracts (excluding subcontracts for design services, purchase orders, rental agreements and other agreements for supplies or services). The design-builder shall be responsible for compliance by any subcontractor, lower-tier subcontractor or service provider.

Contracting agencies may reference Form FHWA-1273 in bid proposal or request for proposal documents, however, the Form FHWA-1273 must be physically incorporated (not referenced) in all contracts, subcontracts and lower-tier subcontracts (excluding purchase orders, rental agreements and other agreements for supplies or services related to a construction contract).

2. Subject to the applicability criteria noted in the following sections, these contract provisions shall apply to all work performed on the contract by the contractor's own organization and with the assistance of workers under the contractor's immediate superintendence and to all work performed on the contract by piecework, station work, or by subcontract.

3. A breach of any of the stipulations contained in these Required Contract Provisions may be sufficient grounds for withholding of progress payments, withholding of final payment, termination of the contract, suspension / debarment or any other action determined to be appropriate by the contracting agency and FHWA.

4. Selection of Labor: During the performance of this contract, the contractor shall not use convict labor for any purpose within the limits of a construction project on a Federal-aid highway unless it is labor

performed by convicts who are on parole, supervised release, or probation. The term Federal-aid highway does not include roadways functionally classified as local roads or rural minor collectors.

II. NONDISCRIMINATION

The provisions of this section related to 23 CFR Part 230 are applicable to all Federal-aid construction contracts and to all related construction subcontracts of \$10,000 or more. The provisions of 23 CFR Part 230 are not applicable to material supply, engineering, or architectural service contracts.

In addition, the contractor and all subcontractors must comply with the following policies: Executive Order 11246, 41 CFR 60, 29 CFR 1625-1627, Title 23 USC Section 140, the Rehabilitation Act of 1973, as amended (29 USC 794), Title VI of the Civil Rights Act of 1964, as amended, and related regulations including 49 CFR Parts 21, 26 and 27; and 23 CFR Parts 200, 230, and 633.

The contractor and all subcontractors must comply with: the requirements of the Equal Opportunity Clause in 41 CFR 60-1.4(b) and, for all construction contracts exceeding \$10,000, the Standard Federal Equal Employment Opportunity Construction Contract Specifications in 41 CFR 60-4.3.

Note: The U.S. Department of Labor has exclusive authority to determine compliance with Executive Order 11246 and the policies of the Secretary of Labor including 41 CFR 60, and 29 CFR 1625-1627. The contracting agency and the FHWA have the authority and the responsibility to ensure compliance with Title 23 USC Section 140, the Rehabilitation Act of 1973, as amended (29 USC 794), and Title VI of the Civil Rights Act of 1964, as amended, and related regulations including 49 CFR Parts 21, 26 and 27; and 23 CFR Parts 200, 230, and 633.

The following provision is adopted from 23 CFR 230, Appendix A, with appropriate revisions to conform to the U.S. Department of Labor (US DOL) and FHWA requirements.

1. Equal Employment Opportunity: Equal employment opportunity (EEO) requirements not to discriminate and to take affirmative action to assure equal opportunity as set forth under laws, executive orders, rules, regulations (28 CFR 35, 29 CFR 1630, 29 CFR 1625-1627, 41 CFR 60 and 49 CFR 27) and orders of the Secretary of Labor as modified by the provisions prescribed herein, and imposed pursuant to 23 U.S.C. 140 shall constitute the EEO and specific affirmative action standards for the contractor's project activities under this contract. The provisions of the Americans with Disabilities Act of 1990 (42 U.S.C. 12101 et seq.) set forth under 28 CFR 35 and 29 CFR 1630 are incorporated by reference in this contract. In the execution of this contract, the contractor agrees to comply with the following minimum specific requirement activities of EEO:

a. The contractor will work with the contracting agency and the Federal Government to ensure that it has made every good faith effort to provide equal opportunity with respect to all of its terms and conditions of employment and in their review of activities under the contract.

b. The contractor will accept as its operating policy the following statement:

"It is the policy of this Company to assure that applicants are employed, and that employees are treated during employment, without regard to their race, religion, sex, color, national origin, age or disability. Such action shall include: employment, upgrading, demotion, or transfer; recruitment or recruitment advertising; layoff or termination; rates of pay or other forms of compensation; and selection

for training, including apprenticeship, pre-apprenticeship, and/or on-the-job training."

2. EEO Officer: The contractor will designate and make known to the contracting officers an EEO Officer who will have the responsibility for and must be capable of effectively administering and promoting an active EEO program and who must be assigned adequate authority and responsibility to do so.

3. Dissemination of Policy: All members of the contractor's staff who are authorized to hire, supervise, promote, and discharge employees, or who recommend such action, or who are substantially involved in such action, will be made fully cognizant of, and will implement, the contractor's EEO policy and contractual responsibilities to provide EEO in each grade and classification of employment. To ensure that the above agreement will be met, the following actions will be taken as a minimum:

a. Periodic meetings of supervisory and personnel office employees will be conducted before the start of work and then not less often than once every six months, at which time the contractor's EEO policy and its implementation will be reviewed and explained. The meetings will be conducted by the EEO Officer.

b. All new supervisory or personnel office employees will be given a thorough indoctrination by the EEO Officer, covering all major aspects of the contractor's EEO obligations within thirty days following their reporting for duty with the contractor.

c. All personnel who are engaged in direct recruitment for the project will be instructed by the EEO Officer in the contractor's procedures for locating and hiring minorities and women.

d. Notices and posters setting forth the contractor's EEO policy will be placed in areas readily accessible to employees, applicants for employment and potential employees.

e. The contractor's EEO policy and the procedures to implement such policy will be brought to the attention of employees by means of meetings, employee handbooks, or other appropriate means.

4. Recruitment: When advertising for employees, the contractor will include in all advertisements for employees the notation: "An Equal Opportunity Employer." All such advertisements will be placed in publications having a large circulation among minorities and women in the area from which the project work force would normally be derived.

a. The contractor will, unless precluded by a valid bargaining agreement, conduct systematic and direct recruitment through public and private employee referral sources likely to yield qualified minorities and women. To meet this requirement, the contractor will identify sources of potential minority group employees, and establish with such identified sources procedures whereby minority and women applicants may be referred to the contractor for employment consideration.

b. In the event the contractor has a valid bargaining agreement providing for exclusive hiring hall referrals, the contractor is expected to observe the provisions of that agreement to the extent that the system meets the contractor's compliance with EEO contract provisions. Where implementation of such an agreement has the effect of discriminating against minorities or women, or obligates the contractor to do the same, such implementation violates Federal nondiscrimination provisions.

c. The contractor will encourage its present employees to refer minorities and women as applicants for employment. Information and procedures with regard to referring such applicants will be discussed with employees.

5. Personnel Actions: Wages, working conditions, and employee benefits shall be established and administered, and personnel actions of every type, including hiring, upgrading, promotion, transfer, demotion, layoff, and termination, shall be taken without regard to race, color, religion, sex, national origin, age or disability. The following procedures shall be followed:

a. The contractor will conduct periodic inspections of project sites to insure that working conditions and employee facilities do not indicate discriminatory treatment of project site personnel.

b. The contractor will periodically evaluate the spread of wages paid within each classification to determine any evidence of discriminatory wage practices.

c. The contractor will periodically review selected personnel actions in depth to determine whether there is evidence of discrimination. Where evidence is found, the contractor will promptly take corrective action. If the review indicates that the discrimination may extend beyond the actions reviewed, such corrective action shall include all affected persons.

d. The contractor will promptly investigate all complaints of alleged discrimination made to the contractor in connection with its obligations under this contract, will attempt to resolve such complaints, and will take appropriate corrective action within a reasonable time. If the investigation indicates that the discrimination may affect persons other than the complainant, such corrective action shall include such other persons. Upon completion of each investigation, the contractor will inform every complainant of all of their avenues of appeal.

6. Training and Promotion:

a. The contractor will assist in locating, qualifying, and increasing the skills of minorities and women who are applicants for employment or current employees. Such efforts should be aimed at developing full journey level status employees in the type of trade or job classification involved.

b. Consistent with the contractor's work force requirements and as permissible under Federal and State regulations, the contractor shall make full use of training programs, i.e., apprenticeship, and on-the-job training programs for the geographical area of contract performance. In the event a special provision for training is provided under this contract, this subparagraph will be superseded as indicated in the special provision. The contracting agency may reserve training positions for persons who receive welfare assistance in accordance with 23 U.S.C. 140(a).

c. The contractor will advise employees and applicants for employment of available training programs and entrance requirements for each.

d. The contractor will periodically review the training and promotion potential of employees who are minorities and women and will encourage eligible employees to apply for such training and promotion.

7. Unions: If the contractor relies in whole or in part upon unions as a source of employees, the contractor will use good faith efforts to obtain the cooperation of such unions to increase opportunities for minorities and women. Actions by the contractor, either directly or through a contractor's association acting as agent, will include the procedures set forth below:

a. The contractor will use good faith efforts to develop, in cooperation with the unions, joint training programs aimed toward qualifying more minorities and women for membership in the unions and increasing the skills of minorities and women so that they may qualify for higher paying employment.

b. The contractor will use good faith efforts to incorporate an EEO clause into each union agreement to the end that such union will be contractually bound to refer applicants without regard to their race, color, religion, sex, national origin, age or disability.

c. The contractor is to obtain information as to the referral practices and policies of the labor union except that to the extent such information is within the exclusive possession of the labor union and such labor union refuses to furnish such information to the contractor, the contractor shall so certify to the contracting agency and shall set forth what efforts have been made to obtain such information.

d. In the event the union is unable to provide the contractor with a reasonable flow of referrals within the time limit set forth in the collective bargaining agreement, the contractor will, through independent recruitment efforts, fill the employment vacancies without regard to race, color, religion, sex, national origin, age or disability; making full efforts to obtain qualified and/or qualifiable minorities and women. The failure of a union to provide sufficient referrals (even though it is obligated to provide exclusive referrals under the terms of a collective bargaining agreement) does not relieve the contractor from the requirements of this paragraph. In the event the union referral practice prevents the contractor from meeting the obligations pursuant to Executive Order 11246, as amended, and these special provisions, such contractor shall immediately notify the contracting agency.

8. Reasonable Accommodation for Applicants / Employees with Disabilities: The contractor must be familiar with the requirements for and comply with the Americans with Disabilities Act and all rules and regulations established there under. Employers must provide reasonable accommodation in all employment activities unless to do so would cause an undue hardship.

9. Selection of Subcontractors, Procurement of Materials and Leasing of Equipment: The contractor shall not discriminate on the grounds of race, color, religion, sex, national origin, age or disability in the selection and retention of subcontractors, including procurement of materials and leases of equipment. The contractor shall take all necessary and reasonable steps to ensure nondiscrimination in the administration of this contract.

a. The contractor shall notify all potential subcontractors and suppliers and lessors of their EEO obligations under this contract.

b. The contractor will use good faith efforts to ensure subcontractor compliance with their EEO obligations.

10. Assurance Required by 49 CFR 26.13(b):

a. The requirements of 49 CFR Part 26 and the State DOT's U.S. DOT-approved DBE program are incorporated by reference.

b. The contractor or subcontractor shall not discriminate on the basis of race, color, national origin, or sex in the performance of this contract. The contractor shall carry out applicable requirements of 49 CFR Part 26 in the award and administration of DOT-assisted contracts. Failure by the contractor to carry out these requirements is a material breach of this contract, which may result in the termination of this contract or such other remedy as the contracting agency deems appropriate.

11. Records and Reports: The contractor shall keep such records as necessary to document compliance with the EEO requirements. Such records shall be retained for a period of three years following the date of the final payment to the contractor for all contract work and shall be available at reasonable times and places for inspection by authorized representatives of the contracting agency and the FHWA.

a. The records kept by the contractor shall document the following:

(1) The number and work hours of minority and non-minority group members and women employed in each work classification on the project;

(2) The progress and efforts being made in cooperation with unions, when applicable, to increase employment opportunities for minorities and women; and

(3) The progress and efforts being made in locating, hiring, training, qualifying, and upgrading minorities and women;

b. The contractors and subcontractors will submit an annual report to the contracting agency each July for the duration of the project, indicating the number of minority, women, and non-minority group employees currently engaged in each work classification required by the contract work. This information is to be reported on [Form FHWA-1391](#).

The staffing data should represent the project work force on board in all or any part of the last payroll period preceding the end of July. If on-the-job training is being required by special provision, the contractor will be required to collect and report training data. The employment data should reflect the work force on board during all or any part of the last payroll period preceding the end of July.

III. NONSEGREGATED FACILITIES

This provision is applicable to all Federal-aid construction contracts and to all related construction subcontracts of \$10,000 or more.

The contractor must ensure that facilities provided for employees are provided in such a manner that segregation on the basis of race, color, religion, sex, or national origin cannot result. The contractor may neither require such segregated use by written or oral policies nor tolerate such use by employee custom. The contractor's obligation extends further to ensure that its employees are not assigned to perform their services at any location, under the contractor's control, where the facilities are segregated. The term "facilities" includes waiting rooms, work areas, restaurants and other eating areas, time clocks, restrooms, washrooms, locker rooms, and other storage or dressing areas, parking lots, drinking fountains, recreation or entertainment areas, transportation, and housing provided for employees. The contractor shall provide separate or single-user restrooms and necessary dressing or sleeping areas to assure privacy between sexes.

IV. DAVIS-BACON AND RELATED ACT PROVISIONS

This section is applicable to all Federal-aid construction projects exceeding \$2,000 and to all related subcontracts and lower-tier subcontracts (regardless of subcontract size). The requirements apply to all projects located within the right-of-way of a roadway that is functionally classified as Federal-aid highway. This excludes roadways functionally classified as local roads or rural minor collectors, which are exempt. Contracting agencies may elect to apply these requirements to other projects.

The following provisions are from the U.S. Department of Labor regulations in 29 CFR 5.5 "Contract provisions and related matters" with minor revisions to conform to the FHWA-1273 format and FHWA program requirements.

1. Minimum wages

a. All laborers and mechanics employed or working upon the site of the work, will be paid unconditionally and not less often than once a week, and without subsequent deduction or rebate on any account (except such payroll deductions as are permitted by regulations issued by the Secretary of Labor under the Copeland Act (29 CFR part 3)), the full amount of wages and bona fide fringe benefits (or cash equivalents thereof) due at time of payment computed at rates not less than those contained in the wage determination of the Secretary of Labor which is attached hereto and made a part hereof, regardless of any contractual relationship which may be alleged to exist between the contractor and such laborers and mechanics.

Contributions made or costs reasonably anticipated for bona fide fringe benefits under section 1(b)(2) of the Davis-Bacon Act on behalf of laborers or mechanics are considered wages paid to such laborers or mechanics, subject to the provisions of paragraph 1.d. of this section; also, regular contributions made or costs incurred for more than a weekly period (but not less often than quarterly) under plans, funds, or programs which cover the particular weekly period, are deemed to be constructively made or incurred during such weekly period. Such laborers and mechanics shall be paid the appropriate wage rate and fringe benefits on the wage determination for the classification of work actually performed, without regard to skill, except as provided in 29 CFR 5.5(a)(4). Laborers or mechanics performing work in more than one classification may be compensated at the rate specified for each

classification for the time actually worked therein: Provided, That the employer's payroll records accurately set forth the time spent in each classification in which work is performed. The wage determination (including any additional classification and wage rates conformed under paragraph 1.b. of this section) and the Davis-Bacon poster (WH-1321) shall be posted at all times by the contractor and its subcontractors at the site of the work in a prominent and accessible place where it can be easily seen by the workers.

b. (1) The contracting officer shall require that any class of laborers or mechanics, including helpers, which is not listed in the wage determination and which is to be employed under the contract shall be classified in conformance with the wage determination. The contracting officer shall approve an additional classification and wage rate and fringe benefits therefore only when the following criteria have been met:

(i) The work to be performed by the classification requested is not performed by a classification in the wage determination; and

(ii) The classification is utilized in the area by the construction industry; and

(iii) The proposed wage rate, including any bona fide fringe benefits, bears a reasonable relationship to the wage rates contained in the wage determination.

(2) If the contractor and the laborers and mechanics to be employed in the classification (if known), or their representatives, and the contracting officer agree on the classification and wage rate (including the amount designated for fringe benefits where appropriate), a report of the action taken shall be sent by the contracting officer to the Administrator of the Wage and Hour Division, Employment Standards Administration, U.S. Department of Labor, Washington, DC 20210. The Administrator, or an authorized representative, will approve, modify, or disapprove every additional classification action within 30 days of receipt and so advise the contracting officer or will notify the contracting officer within the 30-day period that additional time is necessary.

(3) In the event the contractor, the laborers or mechanics to be employed in the classification or their representatives, and the contracting officer do not agree on the proposed classification and wage rate (including the amount designated for fringe benefits, where appropriate), the contracting officer shall refer the questions, including the views of all interested parties and the recommendation of the contracting officer, to the Wage and Hour Administrator for determination. The Wage and Hour Administrator, or an authorized representative, will issue a determination within 30 days of receipt and so advise the contracting officer or will notify the contracting officer within the 30-day period that additional time is necessary.

(4) The wage rate (including fringe benefits where appropriate) determined pursuant to paragraphs 1.b.(2) or 1.b.(3) of this section, shall be paid to all workers performing work in the classification under this contract from the first day on which work is performed in the classification.

c. Whenever the minimum wage rate prescribed in the contract for a class of laborers or mechanics includes a fringe benefit which is not expressed as an hourly rate, the contractor shall either pay the benefit as stated in the wage determination or shall pay another bona fide fringe benefit or an hourly cash equivalent thereof.

d. If the contractor does not make payments to a trustee or other third person, the contractor may consider as part of the wages of any laborer or mechanic the amount of any costs reasonably anticipated in providing bona fide fringe benefits under a plan or program, Provided, That the Secretary of Labor has found, upon the written request of the contractor, that the applicable standards of the Davis-Bacon Act have been met. The Secretary of Labor may require the contractor to set aside in a

separate account assets for the meeting of obligations under the plan or program.

2. Withholding

The contracting agency shall upon its own action or upon written request of an authorized representative of the Department of Labor, withhold or cause to be withheld from the contractor under this contract, or any other Federal contract with the same prime contractor, or any other federally-assisted contract subject to Davis-Bacon prevailing wage requirements, which is held by the same prime contractor, so much of the accrued payments or advances as may be considered necessary to pay laborers and mechanics, including apprentices, trainees, and helpers, employed by the contractor or any subcontractor the full amount of wages required by the contract. In the event of failure to pay any laborer or mechanic, including any apprentice, trainee, or helper, employed or working on the site of the work, all or part of the wages required by the contract, the contracting agency may, after written notice to the contractor, take such action as may be necessary to cause the suspension of any further payment, advance, or guarantee of funds until such violations have ceased.

3. Payrolls and basic records

a. Payrolls and basic records relating thereto shall be maintained by the contractor during the course of the work and preserved for a period of three years thereafter for all laborers and mechanics working at the site of the work. Such records shall contain the name, address, and social security number of each such worker, his or her correct classification, hourly rates of wages paid (including rates of contributions or costs anticipated for bona fide fringe benefits or cash equivalents thereof of the types described in section 1(b)(2)(B) of the Davis-Bacon Act), daily and weekly number of hours worked, deductions made and actual wages paid. Whenever the Secretary of Labor has found under 29 CFR 5.5(a)(1)(iv) that the wages of any laborer or mechanic include the amount of any costs reasonably anticipated in providing benefits under a plan or program described in section 1(b)(2)(B) of the Davis-Bacon Act, the contractor shall maintain records which show that the commitment to provide such benefits is enforceable, that the plan or program is financially responsible, and that the plan or program has been communicated in writing to the laborers or mechanics affected, and records which show the costs anticipated or the actual cost incurred in providing such benefits. Contractors employing apprentices or trainees under approved programs shall maintain written evidence of the registration of apprenticeship programs and certification of trainee programs, the registration of the apprentices and trainees, and the ratios and wage rates prescribed in the applicable programs.

b. (1) The contractor shall submit weekly for each week in which any contract work is performed a copy of all payrolls to the contracting agency. The payrolls submitted shall set out accurately and completely all of the information required to be maintained under 29 CFR 5.5(a)(3)(i), except that full social security numbers and home addresses shall not be included on weekly transmittals. Instead the payrolls shall only need to include an individually identifying number for each employee (e.g. , the last four digits of the employee's social security number). The required weekly payroll information may be submitted in any form desired. Optional Form WH-347 is available for this purpose from the Wage and Hour Division Web site at <http://www.dol.gov/esa/whd/forms/wh347instr.htm> or its successor site. The prime contractor is responsible for the submission of copies of payrolls by all subcontractors. Contractors and subcontractors shall maintain the full social security number and current address of each covered worker, and shall provide them upon request to the contracting agency for transmission to the State DOT, the FHWA or the Wage and Hour Division of the Department of Labor for purposes of an investigation or audit of compliance with prevailing wage requirements. It is not a violation of this section for a prime contractor to require a subcontractor to provide addresses and social security numbers to the prime contractor for its own records, without weekly submission to the contracting agency..

(2) Each payroll submitted shall be accompanied by a "Statement of Compliance," signed by the contractor or subcontractor or his or her agent who pays or supervises the payment of the persons employed under the contract and shall certify the following:

(i) That the payroll for the payroll period contains the information required to be provided under §5.5 (a)(3)(ii) of Regulations, 29 CFR part 5, the appropriate information is being maintained under §5.5 (a)(3)(i) of Regulations, 29 CFR part 5, and that such information is correct and complete;

(ii) That each laborer or mechanic (including each helper, apprentice, and trainee) employed on the contract during the payroll period has been paid the full weekly wages earned, without rebate, either directly or indirectly, and that no deductions have been made either directly or indirectly from the full wages earned, other than permissible deductions as set forth in Regulations, 29 CFR part 3;

(iii) That each laborer or mechanic has been paid not less than the applicable wage rates and fringe benefits or cash equivalents for the classification of work performed, as specified in the applicable wage determination incorporated into the contract.

(3) The weekly submission of a properly executed certification set forth on the reverse side of Optional Form WH-347 shall satisfy the requirement for submission of the "Statement of Compliance" required by paragraph 3.b.(2) of this section.

(4) The falsification of any of the above certifications may subject the contractor or subcontractor to civil or criminal prosecution under section 1001 of title 18 and section 231 of title 31 of the United States Code.

c. The contractor or subcontractor shall make the records required under paragraph 3.a. of this section available for inspection, copying, or transcription by authorized representatives of the contracting agency, the State DOT, the FHWA, or the Department of Labor, and shall permit such representatives to interview employees during working hours on the job. If the contractor or subcontractor fails to submit the required records or to make them available, the FHWA may, after written notice to the contractor, the contracting agency or the State DOT, take such action as may be necessary to cause the suspension of any further payment, advance, or guarantee of funds. Furthermore, failure to submit the required records upon request or to make such records available may be grounds for debarment action pursuant to 29 CFR 5.12.

4. Apprentices and trainees

a. Apprentices (programs of the USDOL).

Apprentices will be permitted to work at less than the predetermined rate for the work they performed when they are employed pursuant to and individually registered in a bona fide apprenticeship program registered with the U.S. Department of Labor, Employment and Training Administration, Office of Apprenticeship Training, Employer and Labor Services, or with a State Apprenticeship Agency recognized by the Office, or if a person is employed in his or her first 90 days of probationary employment as an apprentice in such an apprenticeship program, who is not individually registered in the program, but who has been certified by the Office of Apprenticeship Training, Employer and Labor Services or a State Apprenticeship Agency (where appropriate) to be eligible for probationary employment as an apprentice.

The allowable ratio of apprentices to journeymen on the job site in any craft classification shall not be greater than the ratio permitted to the contractor as to the entire work force under the registered program. Any worker listed on a payroll at an apprentice wage rate, who is not registered or otherwise employed as stated above, shall be paid not less than the applicable wage rate on the wage determination for the classification of work actually performed. In addition, any apprentice

performing work on the job site in excess of the ratio permitted under the registered program shall be paid not less than the applicable wage rate on the wage determination for the work actually performed. Where a contractor is performing construction on a project in a locality other than that in which its program is registered, the ratios and wage rates (expressed in percentages of the journeyman's hourly rate) specified in the contractor's or subcontractor's registered program shall be observed.

Every apprentice must be paid at not less than the rate specified in the registered program for the apprentice's level of progress, expressed as a percentage of the journeyman hourly rate specified in the applicable wage determination. Apprentices shall be paid fringe benefits in accordance with the provisions of the apprenticeship program. If the apprenticeship program does not specify fringe benefits, apprentices must be paid the full amount of fringe benefits listed on the wage determination for the applicable classification. If the Administrator determines that a different practice prevails for the applicable apprentice classification, fringes shall be paid in accordance with that determination.

In the event the Office of Apprenticeship Training, Employer and Labor Services, or a State Apprenticeship Agency recognized by the Office, withdraws approval of an apprenticeship program, the contractor will no longer be permitted to utilize apprentices at less than the applicable predetermined rate for the work performed until an acceptable program is approved.

b. Trainees (programs of the USDOL).

Except as provided in 29 CFR 5.16, trainees will not be permitted to work at less than the predetermined rate for the work performed unless they are employed pursuant to and individually registered in a program which has received prior approval, evidenced by formal certification by the U.S. Department of Labor, Employment and Training Administration.

The ratio of trainees to journeymen on the job site shall not be greater than permitted under the plan approved by the Employment and Training Administration.

Every trainee must be paid at not less than the rate specified in the approved program for the trainee's level of progress, expressed as a percentage of the journeyman hourly rate specified in the applicable wage determination. Trainees shall be paid fringe benefits in accordance with the provisions of the trainee program. If the trainee program does not mention fringe benefits, trainees shall be paid the full amount of fringe benefits listed on the wage determination unless the Administrator of the Wage and Hour Division determines that there is an apprenticeship program associated with the corresponding journeyman wage rate on the wage determination which provides for less than full fringe benefits for apprentices. Any employee listed on the payroll at a trainee rate who is not registered and participating in a training plan approved by the Employment and Training Administration shall be paid not less than the applicable wage rate on the wage determination for the classification of work actually performed. In addition, any trainee performing work on the job site in excess of the ratio permitted under the registered program shall be paid not less than the applicable wage rate on the wage determination for the work actually performed.

In the event the Employment and Training Administration withdraws approval of a training program, the contractor will no longer be permitted to utilize trainees at less than the applicable predetermined rate for the work performed until an acceptable program is approved.

c. Equal employment opportunity. The utilization of apprentices, trainees and journeymen under this part shall be in conformity with the equal employment opportunity requirements of Executive Order 11246, as amended, and 29 CFR part 30.

d. Apprentices and Trainees (programs of the U.S. DOT).

Apprentices and trainees working under apprenticeship and skill training programs which have been certified by the Secretary of Transportation as promoting EEO in connection with Federal-aid highway construction programs are not subject to the requirements of paragraph 4 of this Section IV. The straight time hourly wage rates for apprentices and trainees under such programs will be established by the particular programs. The ratio of apprentices and trainees to journeymen shall not be greater than permitted by the terms of the particular program.

5. Compliance with Copeland Act requirements. The contractor shall comply with the requirements of 29 CFR part 3, which are incorporated by reference in this contract.

6. Subcontracts. The contractor or subcontractor shall insert Form FHWA-1273 in any subcontracts and also require the subcontractors to include Form FHWA-1273 in any lower tier subcontracts. The prime contractor shall be responsible for the compliance by any subcontractor or lower tier subcontractor with all the contract clauses in 29 CFR 5.5.

7. Contract termination: debarment. A breach of the contract clauses in 29 CFR 5.5 may be grounds for termination of the contract, and for debarment as a contractor and a subcontractor as provided in 29 CFR 5.12.

8. Compliance with Davis-Bacon and Related Act requirements. All rulings and interpretations of the Davis-Bacon and Related Acts contained in 29 CFR parts 1, 3, and 5 are herein incorporated by reference in this contract.

9. Disputes concerning labor standards. Disputes arising out of the labor standards provisions of this contract shall not be subject to the general disputes clause of this contract. Such disputes shall be resolved in accordance with the procedures of the Department of Labor set forth in 29 CFR parts 5, 6, and 7. Disputes within the meaning of this clause include disputes between the contractor (or any of its subcontractors) and the contracting agency, the U.S. Department of Labor, or the employees or their representatives.

10. Certification of eligibility.

a. By entering into this contract, the contractor certifies that neither it (nor he or she) nor any person or firm who has an interest in the contractor's firm is a person or firm ineligible to be awarded Government contracts by virtue of section 3(a) of the Davis-Bacon Act or 29 CFR 5.12(a)(1).

b. No part of this contract shall be subcontracted to any person or firm ineligible for award of a Government contract by virtue of section 3(a) of the Davis-Bacon Act or 29 CFR 5.12(a)(1).

c. The penalty for making false statements is prescribed in the U.S. Criminal Code, 18 U.S.C. 1001.

V. CONTRACT WORK HOURS AND SAFETY STANDARDS ACT

The following clauses apply to any Federal-aid construction contract in an amount in excess of \$100,000 and subject to the overtime provisions of the Contract Work Hours and Safety Standards Act. These clauses shall be inserted in addition to the clauses required by 29 CFR 5.5(a) or 29 CFR 4.6. As used in this paragraph, the terms laborers and mechanics include watchmen and guards.

1. Overtime requirements. No contractor or subcontractor contracting for any part of the contract work which may require or involve the employment of laborers or mechanics shall require or permit any such laborer or mechanic in any workweek in which he or she is employed on such work to work in excess of forty hours in such workweek unless such laborer or mechanic receives compensation at a rate not less than one

and one-half times the basic rate of pay for all hours worked in excess of forty hours in such workweek.

2. Violation; liability for unpaid wages; liquidated damages. In the event of any violation of the clause set forth in paragraph (1.) of this section, the contractor and any subcontractor responsible therefor shall be liable for the unpaid wages. In addition, such contractor and subcontractor shall be liable to the United States (in the case of work done under contract for the District of Columbia or a territory, to such District or to such territory), for liquidated damages. Such liquidated damages shall be computed with respect to each individual laborer or mechanic, including watchmen and guards, employed in violation of the clause set forth in paragraph (1.) of this section, in the sum of \$10 for each calendar day on which such individual was required or permitted to work in excess of the standard workweek of forty hours without payment of the overtime wages required by the clause set forth in paragraph (1.) of this section.

3. Withholding for unpaid wages and liquidated damages. The FHWA or the contracting agency shall upon its own action or upon written request of an authorized representative of the Department of Labor withhold or cause to be withheld, from any moneys payable on account of work performed by the contractor or subcontractor under any such contract or any other Federal contract with the same prime contractor, or any other federally-assisted contract subject to the Contract Work Hours and Safety Standards Act, which is held by the same prime contractor, such sums as may be determined to be necessary to satisfy any liabilities of such contractor or subcontractor for unpaid wages and liquidated damages as provided in the clause set forth in paragraph (2.) of this section.

4. Subcontracts. The contractor or subcontractor shall insert in any subcontracts the clauses set forth in paragraph (1.) through (4.) of this section and also a clause requiring the subcontractors to include these clauses in any lower tier subcontracts. The prime contractor shall be responsible for compliance by any subcontractor or lower tier subcontractor with the clauses set forth in paragraphs (1.) through (4.) of this section.

VI. SUBLETTING OR ASSIGNING THE CONTRACT

This provision is applicable to all Federal-aid construction contracts on the National Highway System.

1. The contractor shall perform with its own organization contract work amounting to not less than 30 percent (or a greater percentage if specified elsewhere in the contract) of the total original contract price, excluding any specialty items designated by the contracting agency. Specialty items may be performed by subcontract and the amount of any such specialty items performed may be deducted from the total original contract price before computing the amount of work required to be performed by the contractor's own organization (23 CFR 635.116).

a. The term "perform work with its own organization" refers to workers employed or leased by the prime contractor, and equipment owned or rented by the prime contractor, with or without operators. Such term does not include employees or equipment of a subcontractor or lower tier subcontractor, agents of the prime contractor, or any other assignees. The term may include payments for the costs of hiring leased employees from an employee leasing firm meeting all relevant Federal and State regulatory requirements. Leased employees may only be included in this term if the prime contractor meets all of the following conditions:

(1) the prime contractor maintains control over the supervision of the day-to-day activities of the leased employees;

(2) the prime contractor remains responsible for the quality of the work of the leased employees;

(3) the prime contractor retains all power to accept or exclude individual employees from work on the project; and

(4) the prime contractor remains ultimately responsible for the payment of predetermined minimum wages, the submission of payrolls, statements of compliance and all other Federal regulatory requirements.

b. "Specialty Items" shall be construed to be limited to work that requires highly specialized knowledge, abilities, or equipment not ordinarily available in the type of contracting organizations qualified and expected to bid or propose on the contract as a whole and in general are to be limited to minor components of the overall contract.

2. The contract amount upon which the requirements set forth in paragraph (1) of Section VI is computed includes the cost of material and manufactured products which are to be purchased or produced by the contractor under the contract provisions.

3. The contractor shall furnish (a) a competent superintendent or supervisor who is employed by the firm, has full authority to direct performance of the work in accordance with the contract requirements, and is in charge of all construction operations (regardless of who performs the work) and (b) such other of its own organizational resources (supervision, management, and engineering services) as the contracting officer determines is necessary to assure the performance of the contract.

4. No portion of the contract shall be sublet, assigned or otherwise disposed of except with the written consent of the contracting officer, or authorized representative, and such consent when given shall not be construed to relieve the contractor of any responsibility for the fulfillment of the contract. Written consent will be given only after the contracting agency has assured that each subcontract is evidenced in writing and that it contains all pertinent provisions and requirements of the prime contract.

5. The 30% self-performance requirement of paragraph (1) is not applicable to design-build contracts; however, contracting agencies may establish their own self-performance requirements.

VII. SAFETY: ACCIDENT PREVENTION

This provision is applicable to all Federal-aid construction contracts and to all related subcontracts.

1. In the performance of this contract the contractor shall comply with all applicable Federal, State, and local laws governing safety, health, and sanitation (23 CFR 635). The contractor shall provide all safeguards, safety devices and protective equipment and take any other needed actions as it determines, or as the contracting officer may determine, to be reasonably necessary to protect the life and health of employees on the job and the safety of the public and to protect property in connection with the performance of the work covered by the contract.

2. It is a condition of this contract, and shall be made a condition of each subcontract, which the contractor enters into pursuant to this contract, that the contractor and any subcontractor shall not permit any employee, in performance of the contract, to work in surroundings or under conditions which are unsanitary, hazardous or dangerous to his/her health or safety, as determined under construction safety and health standards (29 CFR 1926) promulgated by the Secretary of Labor, in accordance with Section 107 of the Contract Work Hours and Safety Standards Act (40 U.S.C. 3704).

3. Pursuant to 29 CFR 1926.3, it is a condition of this contract that the Secretary of Labor or authorized representative thereof, shall have right of entry to any site of contract performance to inspect or investigate the matter of compliance with the construction safety and health standards and to carry out the duties of the Secretary under Section 107 of the Contract Work Hours and Safety Standards Act (40 U.S.C.3704).

VIII. FALSE STATEMENTS CONCERNING HIGHWAY PROJECTS

This provision is applicable to all Federal-aid construction contracts and to all related subcontracts.

In order to assure high quality and durable construction in conformity with approved plans and specifications and a high degree of reliability on statements and representations made by engineers, contractors, suppliers, and workers on Federal-aid highway projects, it is essential that all persons concerned with the project perform their functions as carefully, thoroughly, and honestly as possible. Willful falsification, distortion, or misrepresentation with respect to any facts related to the project is a violation of Federal law. To prevent any misunderstanding regarding the seriousness of these and similar acts, Form FHWA-1022 shall be posted on each Federal-aid highway project (23 CFR 635) in one or more places where it is readily available to all persons concerned with the project:

18 U.S.C. 1020 reads as follows:

"Whoever, being an officer, agent, or employee of the United States, or of any State or Territory, or whoever, whether a person, association, firm, or corporation, knowingly makes any false statement, false representation, or false report as to the character, quality, quantity, or cost of the material used or to be used, or the quantity or quality of the work performed or to be performed, or the cost thereof in connection with the submission of plans, maps, specifications, contracts, or costs of construction on any highway or related project submitted for approval to the Secretary of Transportation; or

Whoever knowingly makes any false statement, false representation, false report or false claim with respect to the character, quality, quantity, or cost of any work performed or to be performed, or materials furnished or to be furnished, in connection with the construction of any highway or related project approved by the Secretary of Transportation; or

Whoever knowingly makes any false statement or false representation as to material fact in any statement, certificate, or report submitted pursuant to provisions of the Federal-aid Roads Act approved July 1, 1916, (39 Stat. 355), as amended and supplemented;

Shall be fined under this title or imprisoned not more than 5 years or both."

IX. IMPLEMENTATION OF CLEAN AIR ACT AND FEDERAL WATER POLLUTION CONTROL ACT

This provision is applicable to all Federal-aid construction contracts and to all related subcontracts.

By submission of this bid/proposal or the execution of this contract, or subcontract, as appropriate, the bidder, proposer, Federal-aid construction contractor, or subcontractor, as appropriate, will be deemed to have stipulated as follows:

1. That any person who is or will be utilized in the performance of this contract is not prohibited from receiving an award due to a violation of Section 508 of the Clean Water Act or Section 306 of the Clean Air Act.

2. That the contractor agrees to include or cause to be included the requirements of paragraph (1) of this Section X in every subcontract, and further agrees to take such action as the contracting agency may direct as a means of enforcing such requirements.

X. CERTIFICATION REGARDING DEBARMENT, SUSPENSION, INELIGIBILITY AND VOLUNTARY EXCLUSION

This provision is applicable to all Federal-aid construction contracts, design-build contracts, subcontracts, lower-tier subcontracts, purchase orders, lease agreements, consultant contracts or any other covered transaction requiring FHWA approval or that is estimated to cost \$25,000 or more – as defined in 2 CFR Parts 180 and 1200.

1. Instructions for Certification – First Tier Participants:

a. By signing and submitting this proposal, the prospective first tier participant is providing the certification set out below.

b. The inability of a person to provide the certification set out below will not necessarily result in denial of participation in this covered transaction. The prospective first tier participant shall submit an explanation of why it cannot provide the certification set out below. The certification or explanation will be considered in connection with the department or agency's determination whether to enter into this transaction. However, failure of the prospective first tier participant to furnish a certification or an explanation shall disqualify such a person from participation in this transaction.

c. The certification in this clause is a material representation of fact upon which reliance was placed when the contracting agency determined to enter into this transaction. If it is later determined that the prospective participant knowingly rendered an erroneous certification, in addition to other remedies available to the Federal Government, the contracting agency may terminate this transaction for cause of default.

d. The prospective first tier participant shall provide immediate written notice to the contracting agency to whom this proposal is submitted if any time the prospective first tier participant learns that its certification was erroneous when submitted or has become erroneous by reason of changed circumstances.

e. The terms "covered transaction," "debarred," "suspended," "ineligible," "participant," "person," "principal," and "voluntarily excluded," as used in this clause, are defined in 2 CFR Parts 180 and 1200. "First Tier Covered Transactions" refers to any covered transaction between a grantee or subgrantee of Federal funds and a participant (such as the prime or general contract). "Lower Tier Covered Transactions" refers to any covered transaction under a First Tier Covered Transaction (such as subcontracts). "First Tier Participant" refers to the participant who has entered into a covered transaction with a grantee or subgrantee of Federal funds (such as the prime or general contractor). "Lower Tier Participant" refers any participant who has entered into a covered transaction with a First Tier Participant or other Lower Tier Participants (such as subcontractors and suppliers).

f. The prospective first tier participant agrees by submitting this proposal that, should the proposed covered transaction be entered into, it shall not knowingly enter into any lower tier covered transaction with a person who is debarred, suspended, declared ineligible, or voluntarily excluded from participation in this covered transaction, unless authorized by the department or agency entering into this transaction.

g. The prospective first tier participant further agrees by submitting this proposal that it will include the clause titled "Certification Regarding Debarment, Suspension, Ineligibility and Voluntary Exclusion-Lower Tier Covered Transactions," provided by the department or contracting agency, entering into this covered transaction, without modification, in all lower tier covered transactions and in all solicitations for lower tier covered transactions exceeding the \$25,000 threshold.

h. A participant in a covered transaction may rely upon a certification of a prospective participant in a lower tier covered transaction that is not debarred, suspended, ineligible, or voluntarily excluded from the covered transaction, unless it knows that the certification is erroneous. A participant is responsible for ensuring that its principals are not suspended, debarred, or otherwise ineligible to participate in covered transactions. To verify the eligibility of its principals, as well as the eligibility of any lower tier prospective participants, each participant may, but is not required to, check the Excluded Parties List System website (<https://www.epls.gov/>), which is compiled by the General Services Administration.

i. Nothing contained in the foregoing shall be construed to require the establishment of a system of records in order to render in good faith the certification required by this clause. The knowledge and information of the prospective participant is not required to exceed that which is normally possessed by a prudent person in the ordinary course of business dealings.

j. Except for transactions authorized under paragraph (f) of these instructions, if a participant in a covered transaction knowingly enters into a lower tier covered transaction with a person who is suspended, debarred, ineligible, or voluntarily excluded from participation in this transaction, in addition to other remedies available to the Federal Government, the department or agency may terminate this transaction for cause or default.

* * * * *

2. Certification Regarding Debarment, Suspension, Ineligibility and Voluntary Exclusion – First Tier Participants:

a. The prospective first tier participant certifies to the best of its knowledge and belief, that it and its principals:

(1) Are not presently debarred, suspended, proposed for debarment, declared ineligible, or voluntarily excluded from participating in covered transactions by any Federal department or agency;

(2) Have not within a three-year period preceding this proposal been convicted of or had a civil judgment rendered against them for commission of fraud or a criminal offense in connection with obtaining, attempting to obtain, or performing a public (Federal, State or local) transaction or contract under a public transaction; violation of Federal or State antitrust statutes or commission of embezzlement, theft, forgery, bribery, falsification or destruction of records, making false statements, or receiving stolen property;

(3) Are not presently indicted for or otherwise criminally or civilly charged by a governmental entity (Federal, State or local) with commission of any of the offenses enumerated in paragraph (a)(2) of this certification; and

(4) Have not within a three-year period preceding this application/proposal had one or more public transactions (Federal, State or local) terminated for cause or default.

b. Where the prospective participant is unable to certify to any of the statements in this certification, such prospective participant shall attach an explanation to this proposal.

2. Instructions for Certification - Lower Tier Participants:

(Applicable to all subcontracts, purchase orders and other lower tier transactions requiring prior FHWA approval or estimated to cost \$25,000 or more - 2 CFR Parts 180 and 1200)

a. By signing and submitting this proposal, the prospective lower tier is providing the certification set out below.

b. The certification in this clause is a material representation of fact upon which reliance was placed when this transaction was entered into. If it is later determined that the prospective lower tier participant knowingly rendered an erroneous certification, in addition to other remedies available to the Federal Government, the department, or agency with which this transaction originated may pursue available remedies, including suspension and/or debarment.

c. The prospective lower tier participant shall provide immediate written notice to the person to which this proposal is submitted if at any time the prospective lower tier participant learns that its certification was erroneous by reason of changed circumstances.

d. The terms "covered transaction," "debarred," "suspended," "ineligible," "participant," "person," "principal," and "voluntarily excluded," as used in this clause, are defined in 2 CFR Parts 180 and 1200. You may contact the person to which this proposal is submitted for assistance in obtaining a copy of those regulations. "First Tier Covered Transactions" refers to any covered transaction between a grantee or subgrantee of Federal funds and a participant (such as the prime or general contract). "Lower Tier Covered Transactions" refers to any covered transaction under a First Tier Covered Transaction (such as subcontracts). "First Tier Participant" refers to the participant who has entered into a covered transaction with a grantee or subgrantee of

Federal funds (such as the prime or general contractor). "Lower Tier Participant" refers any participant who has entered into a covered transaction with a First Tier Participant or other Lower Tier Participants (such as subcontractors and suppliers).

e. The prospective lower tier participant agrees by submitting this proposal that, should the proposed covered transaction be entered into, it shall not knowingly enter into any lower tier covered transaction with a person who is debarred, suspended, declared ineligible, or voluntarily excluded from participation in this covered transaction, unless authorized by the department or agency with which this transaction originated.

f. The prospective lower tier participant further agrees by submitting this proposal that it will include this clause titled "Certification Regarding Debarment, Suspension, Ineligibility and Voluntary Exclusion-Lower Tier Covered Transaction," without modification, in all lower tier covered transactions and in all solicitations for lower tier covered transactions exceeding the \$25,000 threshold.

g. A participant in a covered transaction may rely upon a certification of a prospective participant in a lower tier covered transaction that is not debarred, suspended, ineligible, or voluntarily excluded from the covered transaction, unless it knows that the certification is erroneous. A participant is responsible for ensuring that its principals are not suspended, debarred, or otherwise ineligible to participate in covered transactions. To verify the eligibility of its principals, as well as the eligibility of any lower tier prospective participants, each participant may, but is not required to, check the Excluded Parties List System website (<https://www.epls.gov/>), which is compiled by the General Services Administration.

h. Nothing contained in the foregoing shall be construed to require establishment of a system of records in order to render in good faith the certification required by this clause. The knowledge and information of participant is not required to exceed that which is normally possessed by a prudent person in the ordinary course of business dealings.

i. Except for transactions authorized under paragraph e of these instructions, if a participant in a covered transaction knowingly enters into a lower tier covered transaction with a person who is suspended, debarred, ineligible, or voluntarily excluded from participation in this transaction, in addition to other remedies available to the Federal Government, the department or agency with which this transaction originated may pursue available remedies, including suspension and/or debarment.

* * * * *

Certification Regarding Debarment, Suspension, Ineligibility and Voluntary Exclusion--Lower Tier Participants:

1. The prospective lower tier participant certifies, by submission of this proposal, that neither it nor its principals is presently debarred, suspended, proposed for debarment, declared ineligible, or voluntarily excluded from participating in covered transactions by any Federal department or agency.

2. Where the prospective lower tier participant is unable to certify to any of the statements in this certification, such prospective participant shall attach an explanation to this proposal.

* * * * *

XI. CERTIFICATION REGARDING USE OF CONTRACT FUNDS FOR LOBBYING

This provision is applicable to all Federal-aid construction contracts and to all related subcontracts which exceed \$100,000 (49 CFR 20).

1. The prospective participant certifies, by signing and submitting this bid or proposal, to the best of his or her knowledge and belief, that:

a. No Federal appropriated funds have been paid or will be paid, by or on behalf of the undersigned, to any person for influencing or attempting to influence an officer or employee of any Federal agency, a Member of

Congress, an officer or employee of Congress, or an employee of a Member of Congress in connection with the awarding of any Federal contract, the making of any Federal grant, the making of any Federal loan, the entering into of any cooperative agreement, and the extension, continuation, renewal, amendment, or modification of any Federal contract, grant, loan, or cooperative agreement.

b. If any funds other than Federal appropriated funds have been paid or will be paid to any person for influencing or attempting to influence an officer or employee of any Federal agency, a Member of Congress, an officer or employee of Congress, or an employee of a Member of Congress in connection with this Federal contract, grant, loan, or cooperative agreement, the undersigned shall complete and submit Standard Form-LLL, "Disclosure Form to Report Lobbying," in accordance with its instructions.

2. This certification is a material representation of fact upon which reliance was placed when this transaction was made or entered into. Submission of this certification is a prerequisite for making or entering into this transaction imposed by 31 U.S.C. 1352. Any person who fails to file the required certification shall be subject to a civil penalty of not less than \$10,000 and not more than \$100,000 for each such failure.

3. The prospective participant also agrees by submitting its bid or proposal that the participant shall require that the language of this certification be included in all lower tier subcontracts, which exceed \$100,000 and that all such recipients shall certify and disclose accordingly.

ATTACHMENT A - EMPLOYMENT AND MATERIALS PREFERENCE FOR APPALACHIAN DEVELOPMENT HIGHWAY SYSTEM OR APPALACHIAN LOCAL ACCESS ROAD CONTRACTS

This provision is applicable to all Federal-aid projects funded under the Appalachian Regional Development Act of 1965.

1. During the performance of this contract, the contractor undertaking to do work which is, or reasonably may be, done as on-site work, shall give preference to qualified persons who regularly reside in the labor area as designated by the DOL wherein the contract work is situated, or the subregion, or the Appalachian counties of the State wherein the contract work is situated, except:

a. To the extent that qualified persons regularly residing in the area are not available.

b. For the reasonable needs of the contractor to employ supervisory or specially experienced personnel necessary to assure an efficient execution of the contract work.

c. For the obligation of the contractor to offer employment to present or former employees as the result of a lawful collective bargaining contract, provided that the number of nonresident persons employed under this subparagraph (1c) shall not exceed 20 percent of the total number of employees employed by the contractor on the contract work, except as provided in subparagraph (4) below.

2. The contractor shall place a job order with the State Employment Service indicating (a) the classifications of the laborers, mechanics and other employees required to perform the contract work, (b) the number of employees required in each classification, (c) the date on which the participant estimates such employees will be required, and (d) any other pertinent information required by the State Employment Service to complete the job order form. The job order may be placed with the State Employment Service in writing or by telephone. If during the course of the contract work, the information submitted by the contractor in the original job order is substantially modified, the participant shall promptly notify the State Employment Service.

3. The contractor shall give full consideration to all qualified job applicants referred to him by the State Employment Service. The contractor is not required to grant employment to any job applicants who, in his opinion, are not qualified to perform the classification of work required.

4. If, within one week following the placing of a job order by the contractor with the State Employment Service, the State Employment Service is unable to refer any qualified job applicants to the contractor, or less than the number requested, the State Employment Service will forward a certificate to the contractor indicating the unavailability of applicants. Such certificate shall be made a part of the contractor's permanent project records. Upon receipt of this certificate, the contractor may employ persons who do not normally reside in the labor area to fill positions covered by the certificate, notwithstanding the provisions of subparagraph (1c) above.

5. The provisions of 23 CFR 633.207(e) allow the contracting agency to provide a contractual preference for the use of mineral resource materials native to the Appalachian region.

6. The contractor shall include the provisions of Sections 1 through 4 of this Attachment A in every subcontract for work which is, or reasonably may be, done as on-site work.

Contract Provision - Cargo Preference Requirements

In accordance with Title 46 CFR § 381.7 (b), the contractor agrees—

“(1) To utilize privately owned United States-flag commercial vessels to ship at least 50 percent of the gross tonnage (computed separately for dry bulk carriers, dry cargo liners, and tankers) involved, whenever shipping any equipment, material, or commodities pursuant to this contract, to the extent such vessels are available at fair and reasonable rates for United States-flag commercial vessels.

(2) To furnish within 20 days following the date of loading for shipments originating within the United States or within 30 working days following the date of loading for shipments originating outside the United States, a legible copy of a rated, ‘on-board’ commercial ocean bill-of-lading in English for each shipment of cargo described in paragraph (b) (1) of this section to both the Contracting Officer (through the prime contractor in the case of subcontractor bills-of-lading) and to the Division of National Cargo, Office of Market Development, Maritime Administration, Washington, DC 20590.

(3) To insert the substance of the provisions of this clause in all subcontracts issued pursuant to this contract.”

Provisions (1) and (2) apply to materials or equipment that are acquired solely for the project. The two provisions do not apply to goods or materials that come into inventories independent of the project, such as shipments of Portland cement, asphalt cement, or aggregates, when industry suppliers and contractors use these materials to replenish existing inventories.

**MINIMUM WAGES FOR FEDERAL AND FEDERALLY
ASSISTED CONSTRUCTION CONTRACTS**

This project is funded, in part, with Federal-aid funds and, as such, is subject to the provisions of the Davis-Bacon Act of March 3, 1931, as amended (46 Sta. 1494, as amended, 40 U.S.C. 276a) and of other Federal statutes referred to in a 29 CFR Part 1, Appendix A, as well as such additional statutes as may from time to time be enacted containing provisions for the payment of wages determined to be prevailing by the Secretary of Labor in accordance with the Davis-Bacon Act and pursuant to the provisions of 29 CFR Part 1. The prevailing rates and fringe benefits shown in the General Wage Determination Decisions issued by the U.S. Department of Labor shall, in accordance with the provisions of the foregoing statutes, constitute the minimum wages payable on Federal and federally assisted construction projects to laborers and mechanics of the specified classes engaged on contract work of the character and in the localities described therein.

General Wage Determination Decisions, modifications and supersedes decisions thereto are to be used in accordance with the provisions of 29 CFR Parts 1 and 5. Accordingly, the applicable decision, together with any modifications issued, must be made a part of every contract for performance of the described work within the geographic area indicated as required by an applicable DBRA Federal prevailing wage law and 29 CFR Part 5. The wage rates and fringe benefits contained in the General Wage Determination Decision shall be the minimum paid by contractors and subcontractors to laborers and mechanics.