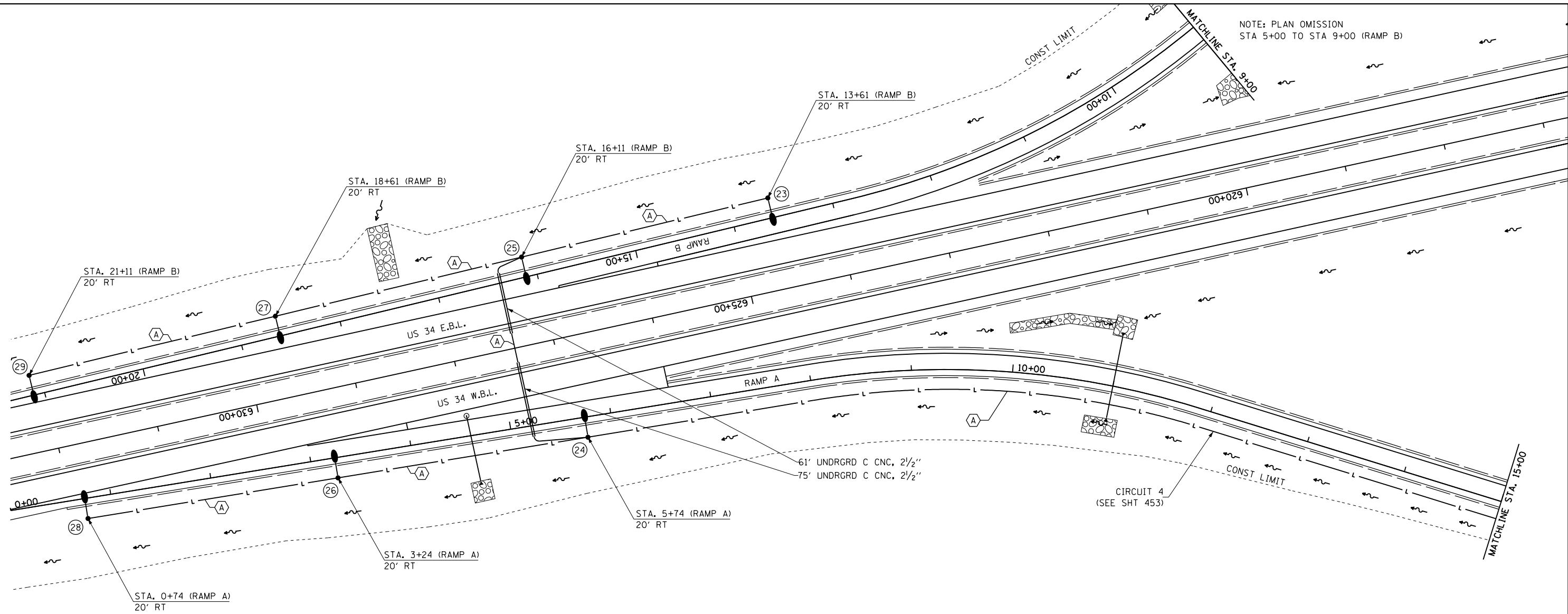











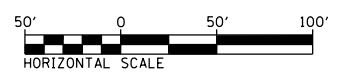
NOTE: PLAN OMISSION
STA 5+00 TO STA 9+00 (RAMP B)



CIRCUIT 4 (A) OMISSION RAMP A
STA. 15+00.00 TO STA. 17+00.00
SEE SHEET 448

LEGEND

-  ELECTRIC SERVICE INSTALLATION, 240/480 VOLT, 1 PHASE, 4 WIRE
-  LIGHTING CONTROLLER, BASE MOUNTED, 480 VOLT, 100 AMP
-  LIGHT POLE, ALUMINUM, 50' M.H., 15' DAVIT ARM
400 WATT HORIZ. MOUNT LUMINAIRE, WITH TRANSFORMER BASE
-  LIGHT POLE, ALUMINUM, 45' M.H., 10' DAVIT ARM
400 WATT HORIZ. MOUNT LUMINAIRE, MOUNTED TO PARAPET WALL
-  UNDERGROUND CONDUIT, COILABLE NON-METALLIC CONDUIT,
2 1/2" DIA., SCHEDULE 80, UNLESS NOTED OTHERWISE
-  JUNCTION BOX, STAINLESS STEEL, ATTACHED TO STRUCTURE,
12" X 10" X 6"
-  UNIT DUCT, SIZE AS INDICATED
(SEE BELOW)
-  UNIT DUCT, 600V, 2-1C NO. 8, 1/C NO. 8 GROUND,
(XLP-TYPE USE), 3/4" DIA. POLYETHYLENE
-  UNIT DUCT, 600V, 2-1C NO. 10, 1/C NO. 10 GROUND,
(XLP-TYPE USE), 3/4" DIA. POLYETHYLENE



FILE NAME = D468409-PLAN-LIGHTIN-RAMPA-SHT1.dgn	USER NAME = danw	DESIGNED - DBS	REVISED -	STATE OF ILLINOIS DEPARTMENT OF TRANSPORTATION	LIGHTING PLAN RAMP A & RAMP B			F.A.P. RTE. 313	SECTION 7-2 ; 6-1	COUNTY HENDERSON	TOTAL SHEETS 976	SHEET NO. 450
	PLOT SCALE = 100.0000' / 1" =	CHECKED - CSB	REVISED -		SCALE: 1" = 50'	SHEET NO. 3 OF 6 SHEETS	STA.	TO STA.	CONTRACT NO. 68409			
	PLOT DATE = 11/12/2012	DATE - 10/2012	REVISED -		ILLINOIS FED. AID PROJECT							