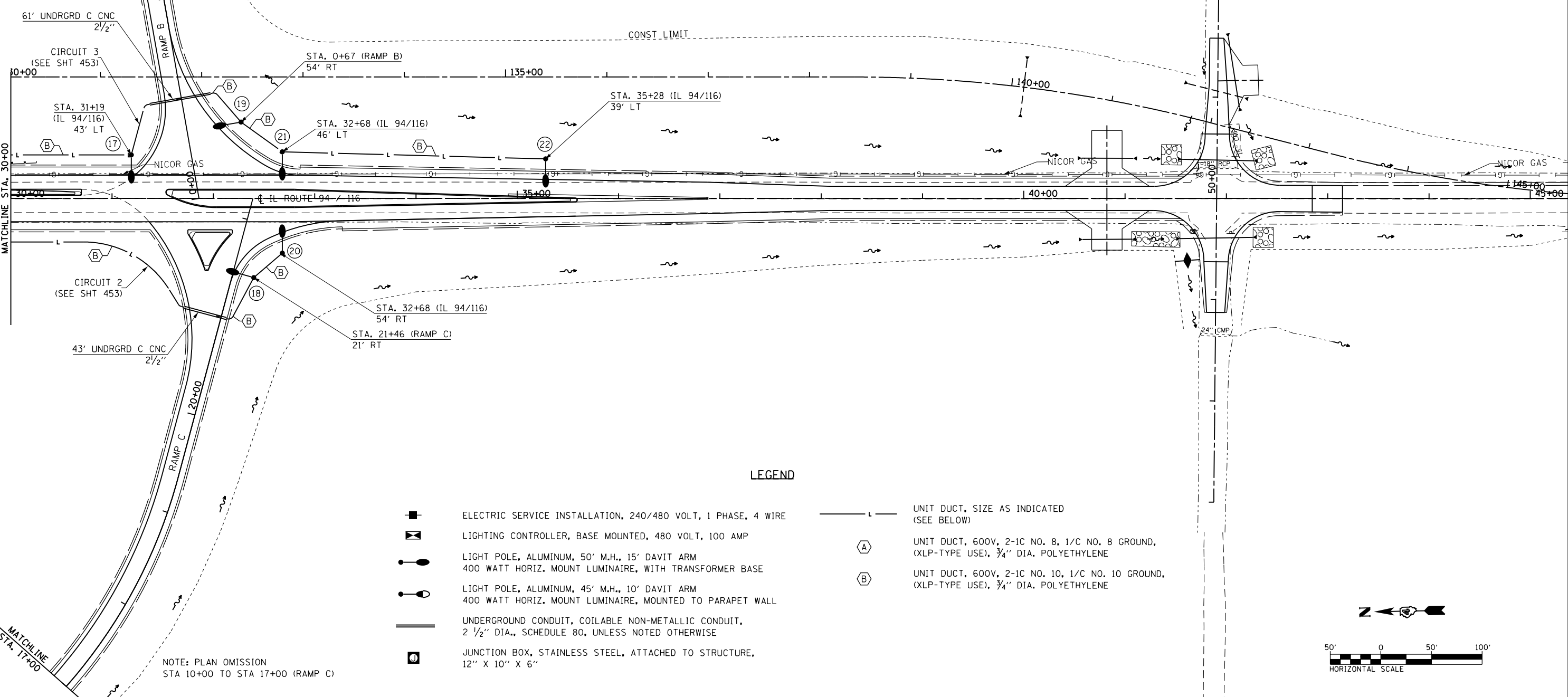


MATCHLINE  
STA. 5+00

NOTE: PLAN OMISSION  
STA 5+00 TO STA 9+00 (RAMP B)







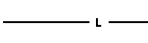




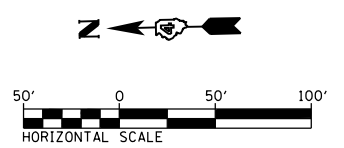
MATCHLINE STA. 30+00

MATCHLINE  
STA. 17+00

NOTE: PLAN OMISSION  
STA 10+00 TO STA 17+00 (RAMP C)

**LEGEND**

-  ELECTRIC SERVICE INSTALLATION, 240/480 VOLT, 1 PHASE, 4 WIRE
-  LIGHTING CONTROLLER, BASE MOUNTED, 480 VOLT, 100 AMP
-  LIGHT POLE, ALUMINUM, 50' M.H., 15' DAVIT ARM  
400 WATT HORIZ. MOUNT LUMINAIRE, WITH TRANSFORMER BASE
-  LIGHT POLE, ALUMINUM, 45' M.H., 10' DAVIT ARM  
400 WATT HORIZ. MOUNT LUMINAIRE, MOUNTED TO PARAPET WALL
-  UNDERGROUND CONDUIT, COILABLE NON-METALLIC CONDUIT,  
2 1/2" DIA., SCHEDULE 80, UNLESS NOTED OTHERWISE
-  JUNCTION BOX, STAINLESS STEEL, ATTACHED TO STRUCTURE,  
12" X 10" X 6"
-  UNIT DUCT, SIZE AS INDICATED  
(SEE BELOW)
-  UNIT DUCT, 600V, 2-1C NO. 8, 1/C NO. 8 GROUND,  
(XLP-TYPE USE), 3/4" DIA. POLYETHYLENE
-  UNIT DUCT, 600V, 2-1C NO. 10, 1/C NO. 10 GROUND,  
(XLP-TYPE USE), 3/4" DIA. POLYETHYLENE



FILE NAME = D468409-PLAN-LIGHTING-IL94-SHT2.dgn	USER NAME = danw	DESIGNED - DBS	REVISED -	<b>STATE OF ILLINOIS DEPARTMENT OF TRANSPORTATION</b>	<b>LIGHTING PLAN IL ROUTE 94 / 116</b>			F.A.P. RTE.	SECTION	COUNTY	TOTAL SHEETS	SHEET NO.
	PLOT SCALE = 100.0000' / 1" =	CHECKED - CSB	REVISED -		SCALE: 1" = 50'	SHEET NO. 2 OF 6 SHEETS	STA.	TO STA.	313	7-2 ; 6-1	HENDERSON	976
	PLOT DATE = 11/12/2012	DATE - 10/2012	REVISED -					CONTRACT NO. 68409			ILLINOIS FED. AID PROJECT	