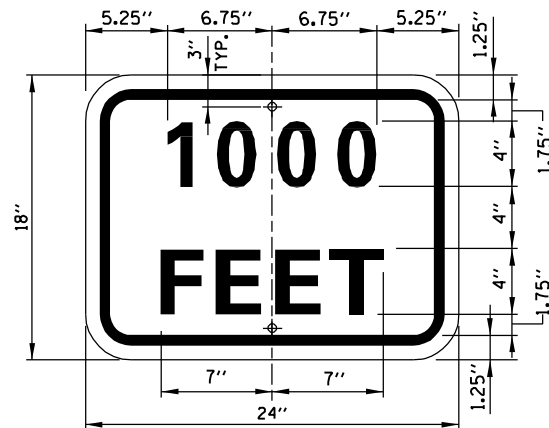


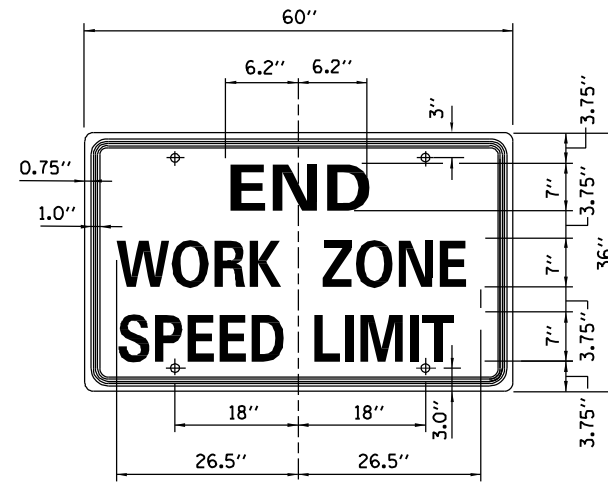
SIGN G20-I102 (O)

COLOR: BACKGROUND - FLUORESCENT ORANGE (O)
 BORDER AND LETTERS - BLACK
 SIZE: 48"x24"
 LETTERING: 6" FEDERAL SERIES C,
 MOUNTING HOLES: 1/16" DIA., 4 HOLES SPACED AS SHOWN
 ON SIGN G20-2A



SUPPLEMENTAL PLATE (O)

COLOR: BACKGROUND - FLUORESCENT ORANGE (O)
 BORDER AND LETTERS - BLACK
 SIZE: 24"x18"
 LETTERING: 4" FEDERAL SERIES D
 MOUNTING HOLES: 1/16" DIA.



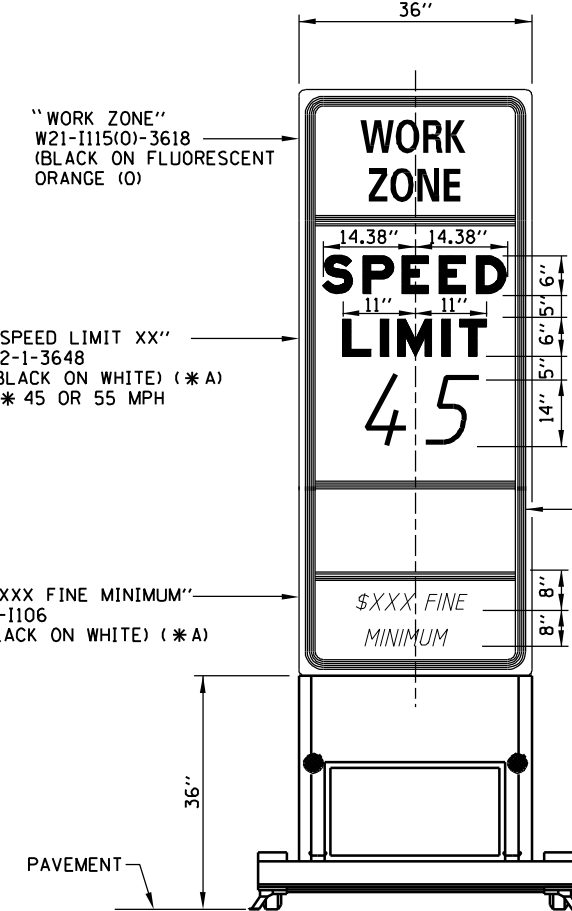
SIGN G20-I103 (O)

COLOR: BACKGROUND - FLUORESCENT ORANGE (O)
 BORDER AND LETTERS - BLACK
 SIZE: 60"x36"
 LETTERING: 6" FEDERAL SERIES C,
 MOUNTING HOLES: 1/16" DIA., 4 HOLES SPACED AS SHOWN

"WORK ZONE"
 W21-I115(O)-3618
 (BLACK ON FLUORESCENT
 ORANGE (O))

"SPEED LIMIT XX"
 R2-1-3648
 (BLACK ON WHITE) (* A)
 ** 45 OR 55 MPH

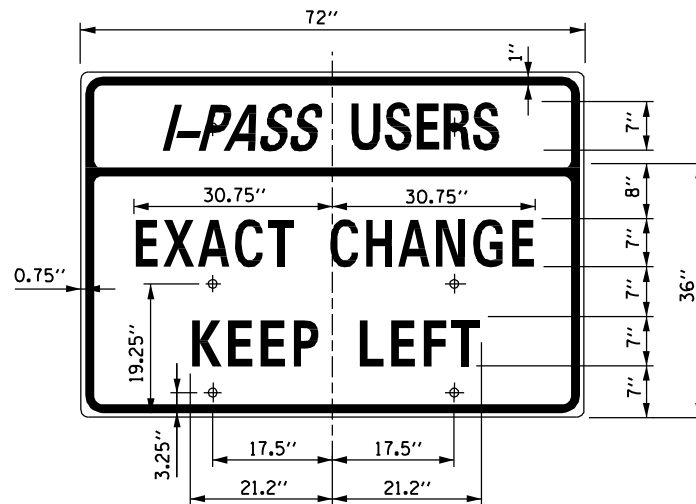
"\$XXX FINE MINIMUM"
 R2-1106
 (BLACK ON WHITE) (* A)



WORK ZONE SPEED LIMIT
 SIGN ASSEMBLY

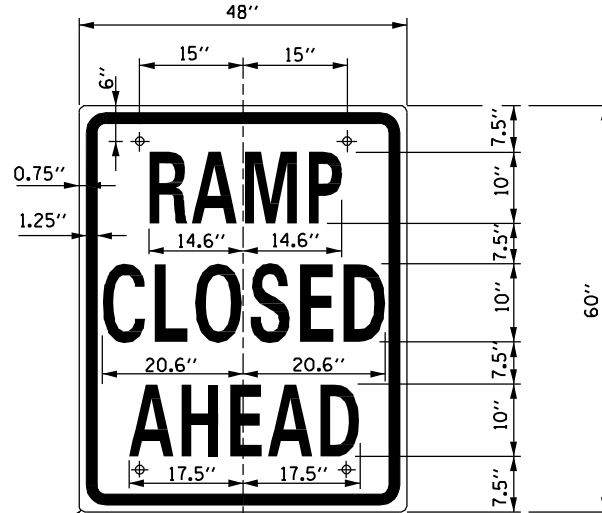
GENERAL NOTES:

1. ALL LETTERING IS DESIGNATED BY SIZE AND SERIES IN ACCORDANCE WITH THE LATEST EDITION OF "STANDARD ALPHABETS FOR HIGHWAY SIGNS AND PAVEMENT MARKINGS" AS PUBLISHED BY THE U.S. DEPARTMENT OF TRANSPORTATION. LETTERING SPACING SHALL BE IN ACCORDANCE WITH THE GUIDE EXCEPT WHERE NOTED.
2. SYMBOLS AND ARROWS SHALL CONFORM TO THE DETAILS SHOWN IN THE LATEST EDITION OF "STANDARD HIGHWAY SIGNS" AS PUBLISHED BY THE U.S. DEPARTMENT OF TRANSPORTATION.
3. SEE THE CONTRACT REQUIREMENTS FOR ADDITIONAL NOTES AND SPECIFICATIONS.
 (O) FLUORESCENT ORANGE REFLECTIVE SHEETING PER THE STANDARD SPECIFICATIONS.
 (* A)-REFLECTIVE SHEETING PER THE STANDARD SPECIFICATIONS.



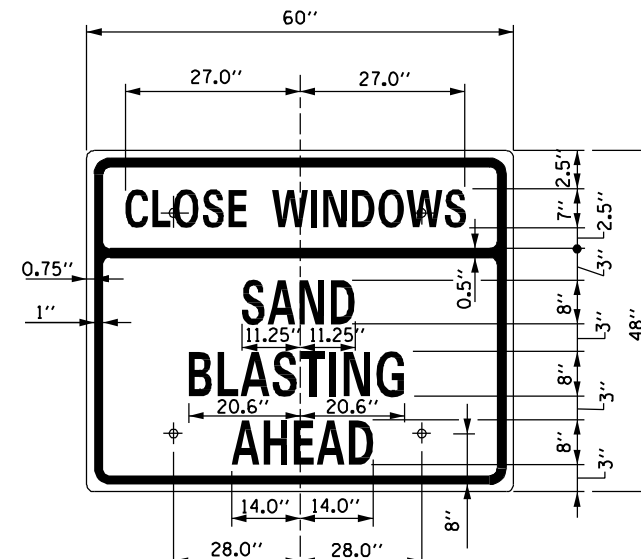
SIGN TS-7

COLOR: BACKGROUND - WHITE (REFLECTORIZED) (* A)
 BORDER AND LETTERS - BLACK
 SIZE: 72"x36"
 LETTERING: 7" FEDERAL SERIES C
 MOUNTING HOLES: 1/16" DIA., 4 HOLES SPACED AS SHOWN



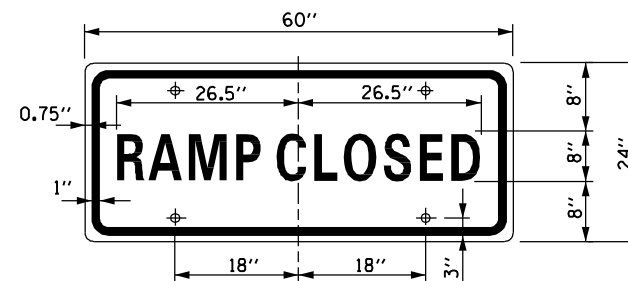
SIGN TS-9

COLOR: BACKGROUND - WHITE (REFLECTORIZED)
 BORDER AND LETTERS - BLACK
 SIZE: 48"x60"
 LETTERING: 10" FEDERAL SERIES C
 MOUNTING HOLES: 1/16" DIA., 4 HOLES SPACED AS SHOWN



SIGN TS-10 (O)

COLOR: BACKGROUND - FLUORESCENT ORANGE (O)
 BORDER AND LETTERS - BLACK
 SIZE: 60"x48"
 LETTERING: 8" FEDERAL SERIES C, 7" FEDERAL SERIES B
 MOUNTING HOLES: 1/16" DIA., 4 HOLES SPACED AS SHOWN



SIGN TS-6

COLOR: BACKGROUND - WHITE (REFLECTORIZED)
 BORDER AND LETTERS - BLACK
 SIZE: 60"x24"
 LETTERING: 8" FEDERAL SERIES C
 MOUNTING HOLES: 1/16" DIA., 4 HOLES SPACED AS SHOWN

