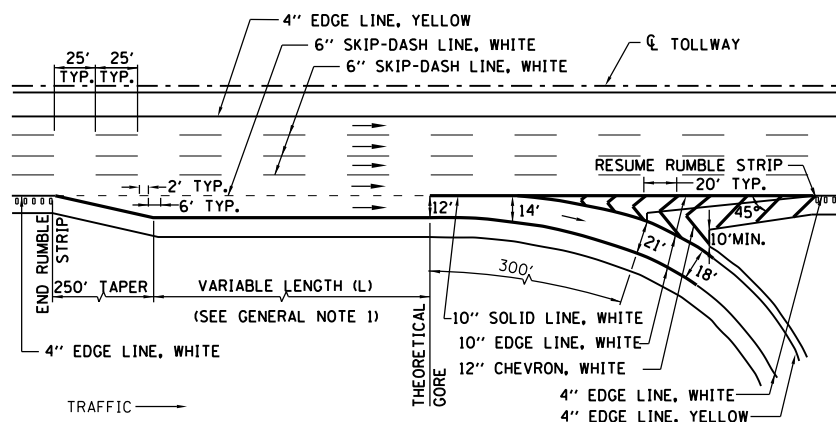
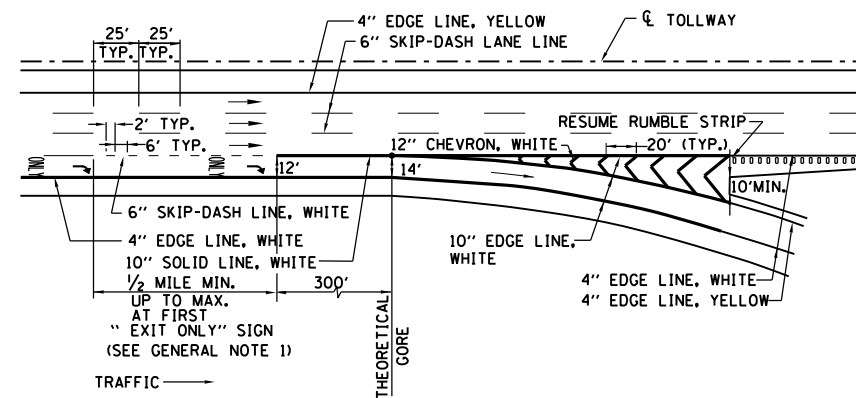


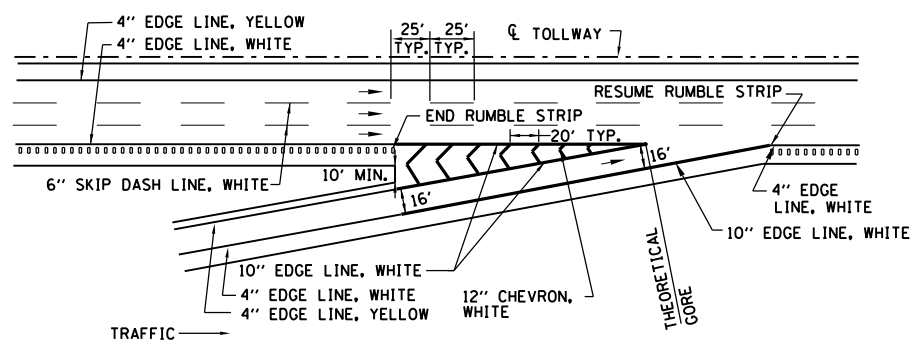
ENTRANCE - SINGLE LANE RAMP - PARALLEL TYPE



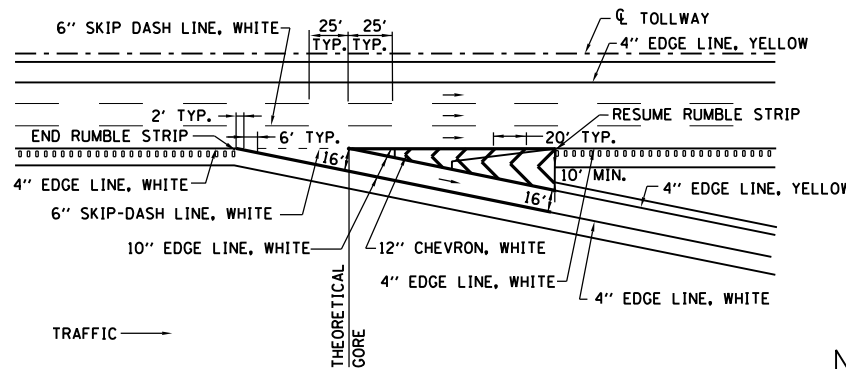
EXIT - SINGLE LANE RAMP - PARALLEL TYPE



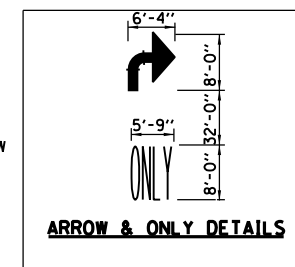
EXIT - SINGLE LANE RAMP - WITH AUXILIARY LANE



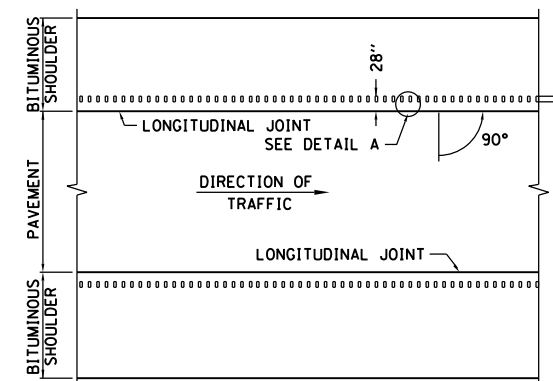
ENTRANCE - SINGLE LANE RAMP - TAPER TYPE



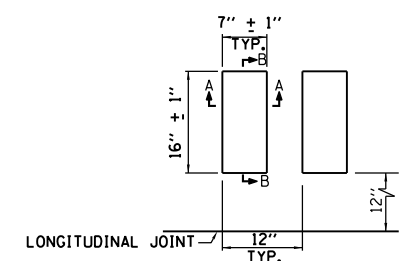
EXIT - SINGLE LANE RAMP - TAPER TYPE



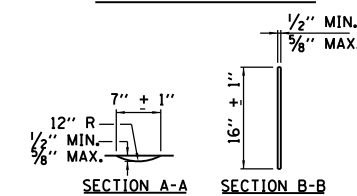
**NOTE:**  
PAVEMENT MARKING LETTERS AND SYMBOLS-ONLY AND ARROW ARE TO BE TYPICALLY PLACED AT 1/2 MILE EXIT ONLY GUIDE SIGN, AT CORE EXIT GUIDE SIGN AND APPROXIMATELY HALFWAY BETWEEN THE TWO.



TYPICAL PLAN VIEW  
MAINLINE



PLAN DETAIL A



SECTION A-A SECTION B-B  
SHOULDER RUMBLE STRIP  
DETAILS

CONTRACT 60I31 SHEET 930 OF 963  
SHEET 1 OF 2



**GENERAL NOTES:**

- RUMBLE STRIPS SHALL BE INSTALLED UP TO THE GORE WHEN AUXILIARY LANES, ACCELERATION LANES AND DECELERATION LANES, LENGTHS ARE GREATER THAN 1000 FT.
- ROADWAY MARKING MATERIALS TO BE USED ON FINISHED CONCRETE SURFACE AND HOT-MIX ASPHALT SURFACE SHALL BE AS SHOWN ON THE PLANS.
- ALL LANE LINES AND EDGE LINES SHALL BE GROOVED.
- GORE STRIPING (CHEVRON) SHALL BE SURFACED APPLIED.
- LETTERS AND SYMBOL MARKING SHALL BE SURFACED APPLIED.

DATE	REVISIONS
7-1-2009	ADDED LINE GROOVING NOTES

PAVEMENT MARKING  
AND SHOULDER  
RUMBLE STRIP DETAILS

STANDARD D6-01

APPROVED *Paul Kovacs* CHIEF ENGINEER DATE 7-1-2009