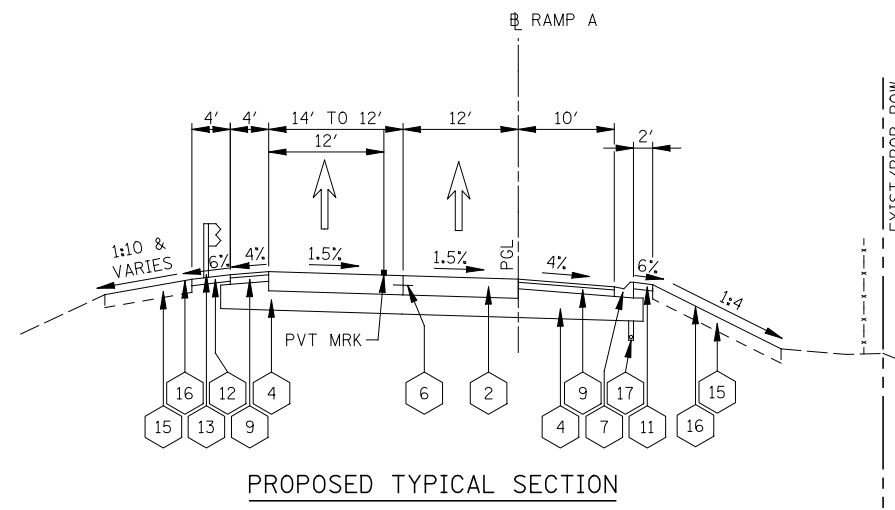
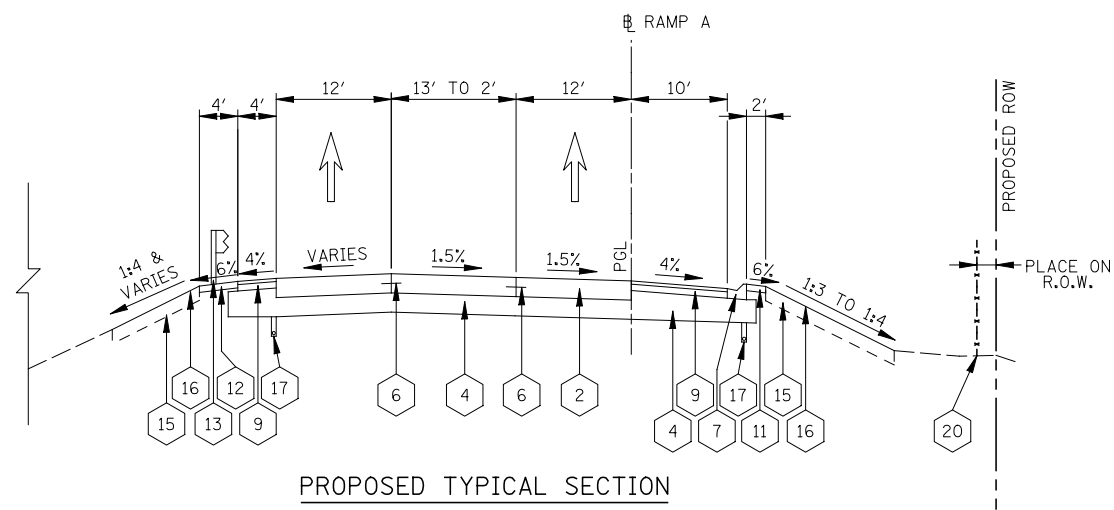


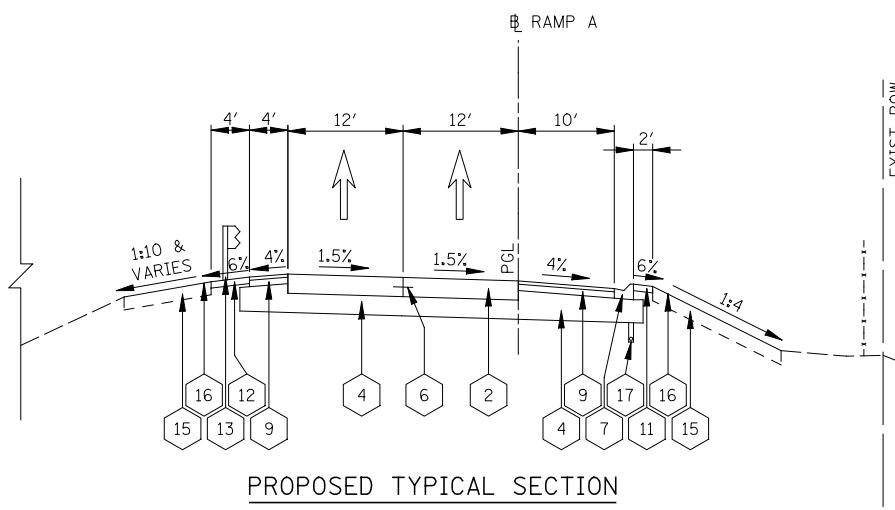
PROPOSED TYPICAL SECTION
STA 1002+46.3 TO STA 1002+91.3



PROPOSED TYPICAL SECTION
STA 1004+69.7 TO STA 1005+53.1



PROPOSED TYPICAL SECTION
STA 1002+91.3 TO STA 1004+69.8



PROPOSED TYPICAL SECTION
STA 1005+53.1 TO STA 1009+36.8

ILLINOIS TOLLWAY LEGEND PROPOSED

- 1 PORTLAND CEMENT CONCRETE PAVEMENT 10" (JOINTED)
- 2 PORTLAND CEMENT CONCRETE PAVEMENT 12" (JOINTED)
- 3 CONTINUOUSLY REINFORCED P.C.C. PAVEMENT 12"
- 4 SUBGRADE AGGREGATE, 12"
- 5 SUBGRADE AGGREGATE SPECIAL, 6"
- 6 DRILLED AND GROUTED IN PLACE, TIE BARS 3/4" X 24" AT 24" CTS. (INCLUDED IN COST OF PAVEMENT)
- 7 GUTTER, TYPE G-2
- 8 GUTTER, TYPE G-2 MODIFIED
- 9 HOT-MIX ASPHALT SHOULDERS, 6"
- 10 STABILIZED SUBBASE HOT-MIX ASPHALT, 4"
- 11 AGGREGATE SHOULDERS, TYPE B
- 12 AGGREGATE SHOULDERS SPECIAL, TYPE C
- 13 GALVANIZED STEEL PLATE BEAM GUARDRAIL, 6' POSTS
- 14 SOLDIER PILE RETAINING WALL WITH 42" CONCRETE BARRIER
- 15 TOPSOIL EXCAVATION AND PLACEMENT, 8"
- 16 SEEDING
- 17 PIPE UNDERDRAINS, FABRIC LINED TRENCH 6"
- 18 SLOPE WALL (SEE BRIDGE DRAWINGS)
- 19 PORTLAND CEMENT CONCRETE SHOULDER 8"
- 20 RIGHT OF WAY FENCE, 6'
- 21 COMBINATION CONCRETE CURB & GUTTER, TYPE B-6.24 (SEE NOTE 5)
- 22 AGGREGATE SHOULDERS, TYPE A 10"
- 23 NO. 6 TIE BAR AT 24" LONG, DEFORMED (EPOXY COATED) AT 24" CTS. (INCLUDED IN THE COST OF THE PROPOSED CURB AND GUTTER)

NOTES

1. SEE CROSS SECTIONS FOR GRADING INFORMATION.
2. SEE LANDSCAPING PLANS FOR SEEDING AND SODDING INFORMATION.
3. SEE PLANS FOR PLACEMENT OF GUARDRAIL
4. SEE UNDERDRAIN PLANS FOR PLACEMENT OF UNDERDRAINS
5. LIMITS OF CURB & GUTTER ARE FROM STA. 1002+46.3 TO STA. 1003+56 SEE PLANS FOR ADDITIONAL INFORMATION.
6. R.O.W. FENCES ARE SHOWN OFF R.O.W. FOR CLARITY. FENCES SHALL BE PLACED ALONG THE R.O.W.

FILE NAME =	USER NAME = #USER#	DESIGNED PJO	REVISED -	STATE OF ILLINOIS DEPARTMENT OF TRANSPORTATION	TYPICAL SECTIONS I-88 RAMP A	F.A.P. RTE.	SECTION	COUNTY	TOTAL SHEETS	SHEET NO.	
#FILEL#		DRAWN KES	REVISED -			338	(112 & 113) WRS-5	DUPAGE	963	58	
PLOT SCALE = #SCALE#		CHECKED JCM	REVISED -			CONTRACT NO. 60I31					
PLOT DATE = #DATE#		DATE 10/15/2012	REVISED -			ILLINOIS FED. AID PROJECT					
				SCALE:	SHEET NO. 12 OF 17 SHEETS	STA.	TO STA.				