

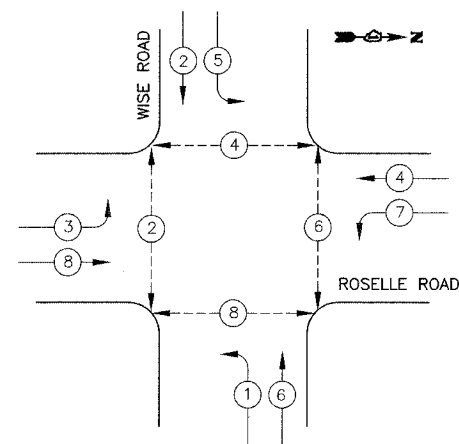
F.A.U. RTE.	SECTION	COUNTY	TOTAL SHEETS	SHEET NO.
1338	05-00083-00-FP	COOK	167	95
STA. TO STA.				
FED. ROAD DIST. NO. 7 ILLINOIS FED. AID PROJECT M-8003(512)				



CABLE PLAN LEGEND

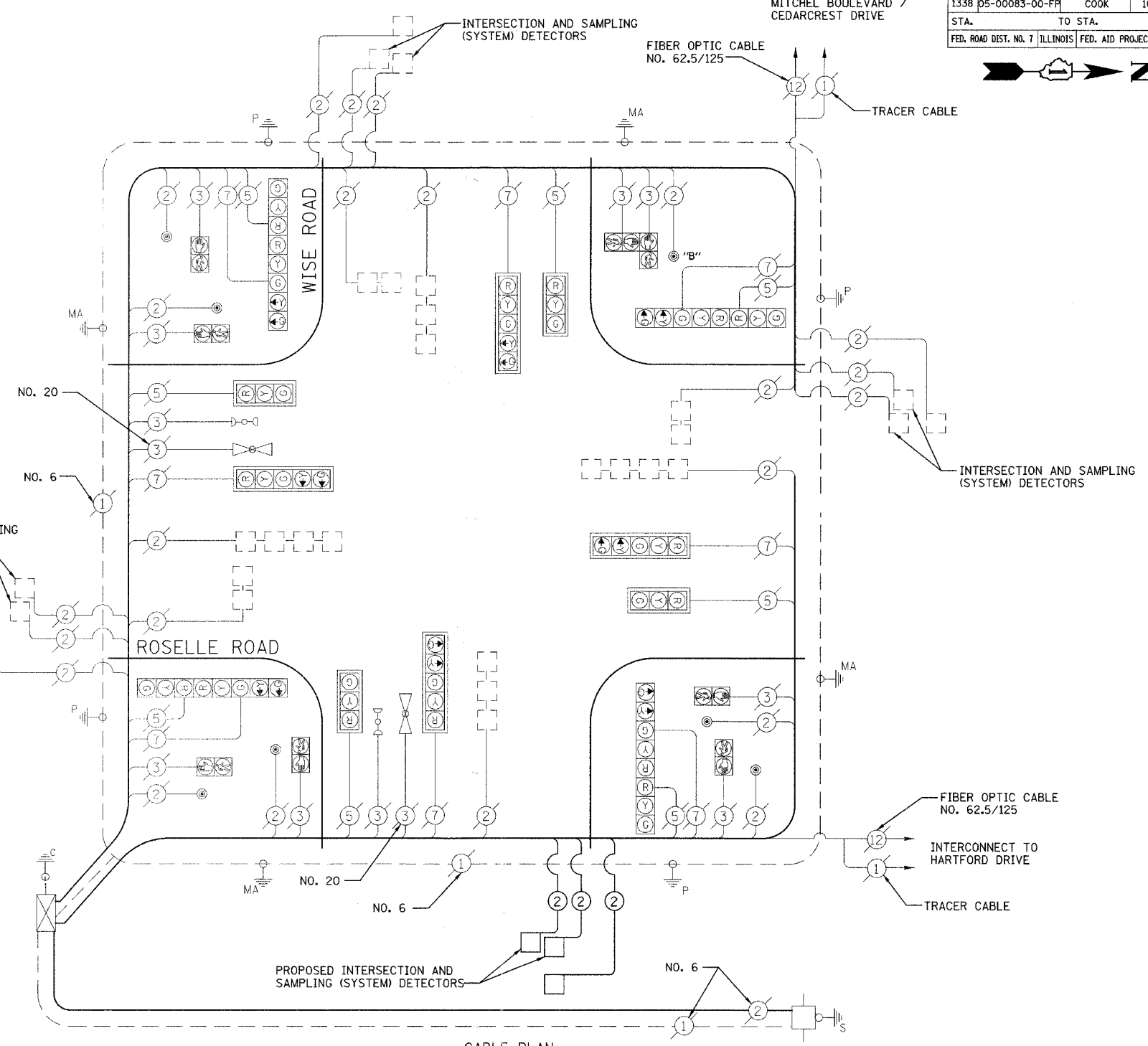
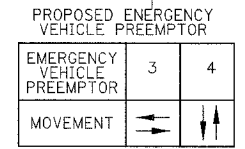
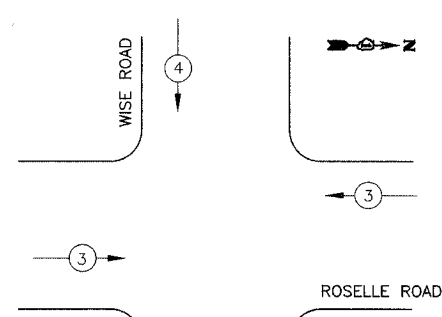
- | | | | |
|--|--|--|--|
| | | | |
| | | | |
| | | | |
| | | | |
| | | | |
| | | | |

EXISTING / PROPOSED CONTROLLER SEQUENCE



- LEGEND**
- DUAL ENTRY PHASE
 - SINGLE ENTRY PHASE
 - OVERLAP
 - PEDESTRIAN MOVEMENT
 - NUMBER REFERS TO ASSOCIATED PHASE

EXISTING / PROPOSED EMERGENCY VEHICLE PREEMPTION SEQUENCE



CABLE PLAN NOT TO SCALE

NOTE: PUSHBUTTON B SHALL PLACE A CALL TO PHASES 4 & 6

I.D.O.T. TRAFFIC SIGNAL INSTALLATION ELECTRICAL SERVICE REQUIREMENTS					TOTAL WATTAGE
TYPE	NO. LAMPS	WATTAGE INCAND.	LED	OPERATION	
SIGNAL (RED)	16		17	0.50	136
(YELLOW)	16		25	0.25	200
(GREEN)	16		15	0.25	120
ARROW	8		12	0.10	10
PED SIGNAL	8		25	1.00	200
CONTROLLER	1		100	1.00	100
TOTAL =					766

ENERGY COSTS TO: COOK COUNTY HIGHWAY DEPARTMENT
69 WEST WASHINGTON STREET
CHICAGO, IL 60602

ENERGY SUPPLY: CONTACT: MICHAEL BELL
PHONE: (630) 691-4529
COMPANY: COM ED

FOUNDATION (DEPTH)	FT. (m)	CABLE SLACK	FT. (m)	VERTICAL	FT. (m)
TYPE A - POST	4 (1.2)	HANDHOLE	6.5 (2.0)	ALL FOUNDATIONS	3.5 (2.0)
D- CONTROLLER	4 (1.2)	DOUBLE HANDHOLE	13 (4.0)	MAST ARM (L) POLE	20'±L-2'±
E- M. ARM POLE		SIGNAL POST	2 (1.0)		(6m±L-0.6m)±
24" (600mm)	10 (3.0)	CONTROLLER CAB.	1 (0.5)	BRACKET MOUNTED	13 (4.0)
30" (750mm)	15 (4.6)	FIBER OPTIC	13 (4.0)	PED. PUSHBUTTON	4 (1.2)
36" (900mm)	15 (4.6)	ELECTRIC SERVICE	1 (0.5)	ELECTRIC SERVICE	13.5 (4.1)
		GROUND CABLE	1 (0.5)	SERVICE TO GROUND	13.5 (4.1)
				POST MOUNTED	6 (1.8)

SCHEDULE OF QUANTITIES		
PAY ITEM	UNIT	QUANTITY
CONDUIT IN TRENCH, 2" DIA., GALVANIZED STEEL	FOOT	214
CONDUIT PUSHED, 2" DIA., GALVANIZED STEEL	FOOT	39
HANDHOLE	EACH	1
TRENCH AND BACKFILL FOR ELECTRICAL WORK	FOOT	214
MAINTENANCE OF EXISTING TRAFFIC SIGNAL INSTALLATION	EACH	1
ELECTRIC CABLE IN CONDUIT, LEAD-IN, NO. 14 1 PAIR	FOOT	1166
DRILL EXISTING HANDHOLE	EACH	1
DETECTOR LOOP, TYPE I	FOOT	105
REMOVE EXISTING HANDHOLE	EACH	1

ILLINOIS DEPARTMENT OF TRANSPORTATION

CABLE PLAN, PHASE DESIGNATION DIAGRAM, EMERGENCY VEHICLE PREEMPTION SEQUENCE AND SCHEDULE OF QUANTITIES

WISE ROAD AND ROSELLE ROAD

DATE: 9/28/07
DESIGNED BY: JJE
CHECKED BY: JRV

SCALE: NOT TO SCALE