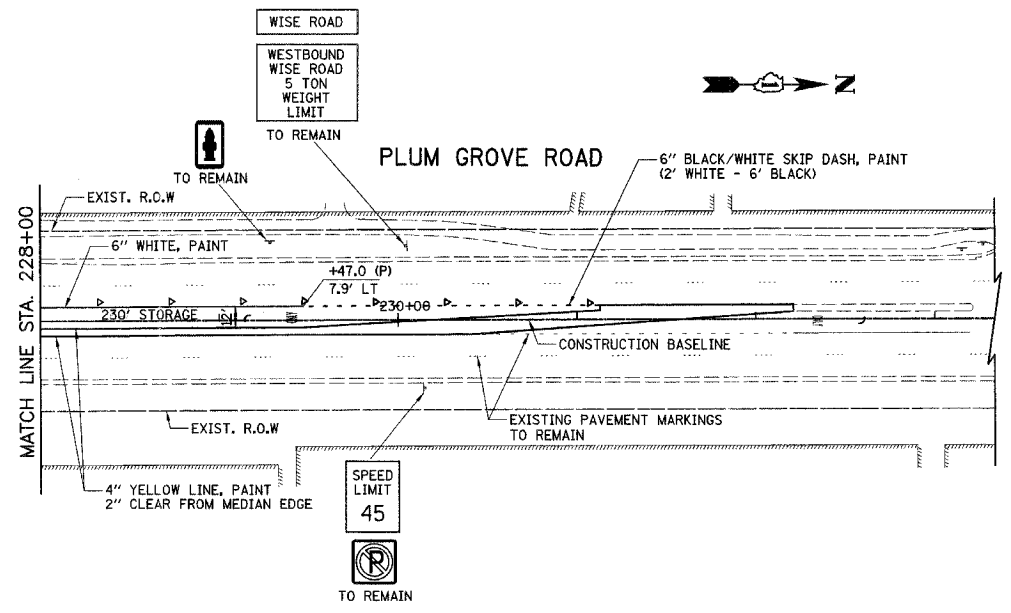
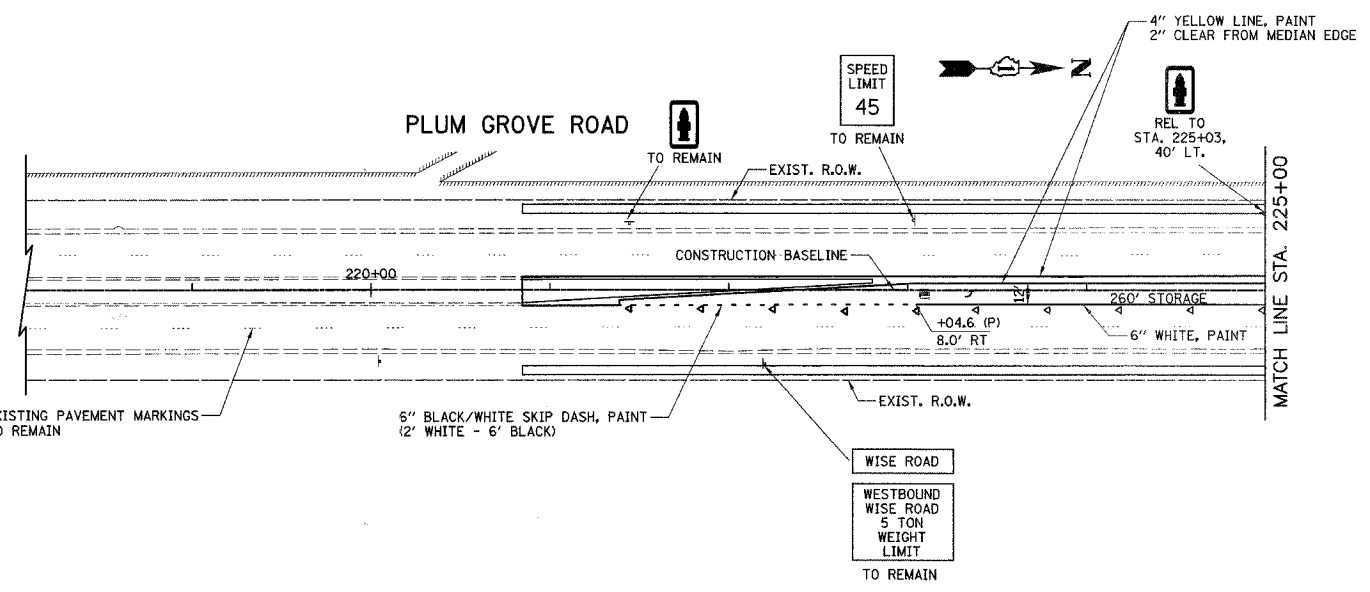
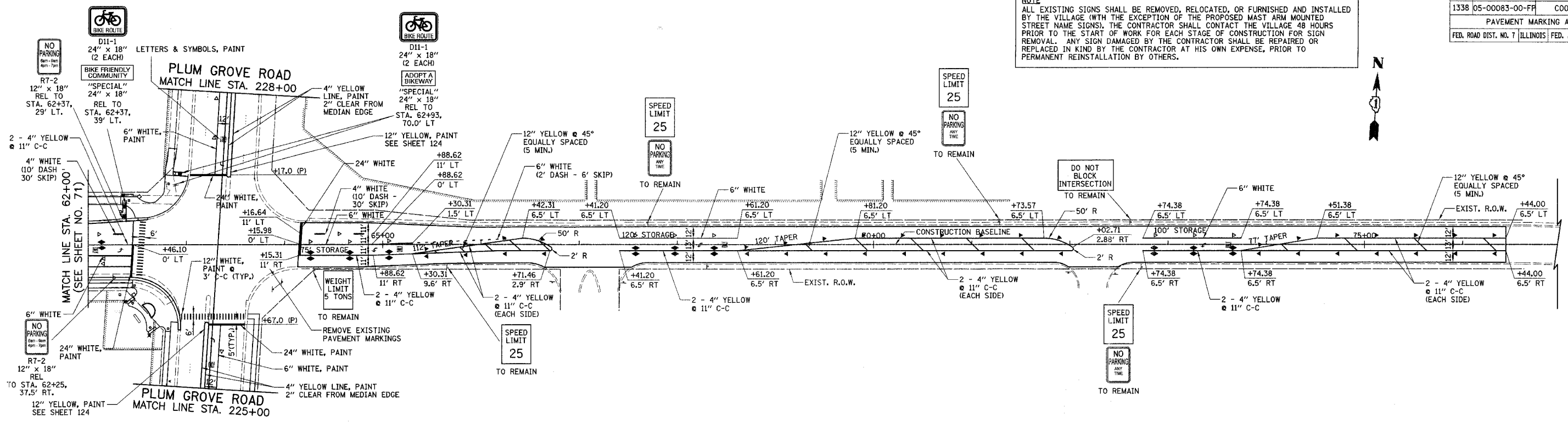


F.A.U. RTE.	SECTION	COUNTY	TOTAL SHEETS	SHEET NO.
1338	05-00083-00-FP	COOK	167	72
PAVEMENT MARKING AND SIGNING				
FED. ROAD DIST. NO. 7		ILLINOIS		FED. AID PROJECT M-8003(512)

NOTE
 ALL EXISTING SIGNS SHALL BE REMOVED, RELOCATED, OR FURNISHED AND INSTALLED BY THE VILLAGE (WITH THE EXCEPTION OF THE PROPOSED MAST ARM MOUNTED STREET NAME SIGNS). THE CONTRACTOR SHALL CONTACT THE VILLAGE 48 HOURS PRIOR TO THE START OF WORK FOR EACH STAGE OF CONSTRUCTION FOR SIGN REMOVAL. ANY SIGN DAMAGED BY THE CONTRACTOR SHALL BE REPAIRED OR REPLACED IN KIND BY THE CONTRACTOR AT HIS OWN EXPENSE, PRIOR TO PERMANENT REINSTALLATION BY OTHERS.



LEGEND

- NEW SIGN PANEL TO BE FURNISHED AND INSTALLED BY OTHERS
- REL SIGN PANEL ASSEMBLY TO BE RELOCATED BY OTHERS
- REM SIGN PANEL ASSEMBLY TO BE REMOVED BY OTHERS
- EXISTING SIGN
- PROPOSED SIGN
- PROPOSED WHITE LETTERS AND SYMBOLS
- ONE-WAY CRYSTAL RAISED REFLECTIVE PAVEMENT MARKER
- ONE-WAY YELLOW RAISED REFLECTIVE PAVEMENT MARKER
- TWO-WAY YELLOW RAISED REFLECTIVE PAVEMENT MARKER

GENERAL NOTES

1. DIMENSIONS TO PAVEMENT MARKINGS ARE TO THE CENTER OF A SINGLE LINE OR THE CENTER OF GAP FOR A DOUBLE LINE.
2. SEE I.D.O.T. STANDARD TC-13 (SHEET NO. 128) FOR TURN LANE MARKING DETAILS.
3. ALL PERMANENT PAVEMENT MARKINGS SHALL BE THERMOPLASTIC UNLESS OTHERWISE INDICATED.
4. STATION OFFSETS NOTED WITH (P) REFERENCE THE PLUM GROVE ROAD ALIGNMENT.
5. LETTERS AND SYMBOLS ON PLUM GROVE ROAD SHALL BE PAINT.

ILLINOIS DEPARTMENT OF TRANSPORTATION

PAVEMENT MARKING AND SIGNING

WISE ROAD

PLUM GROVE ROAD

SCALE IN FEET

DATE: 9/28/07
 DESIGNED BY: DJK
 CHECKED BY: JRV