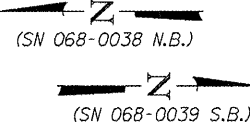
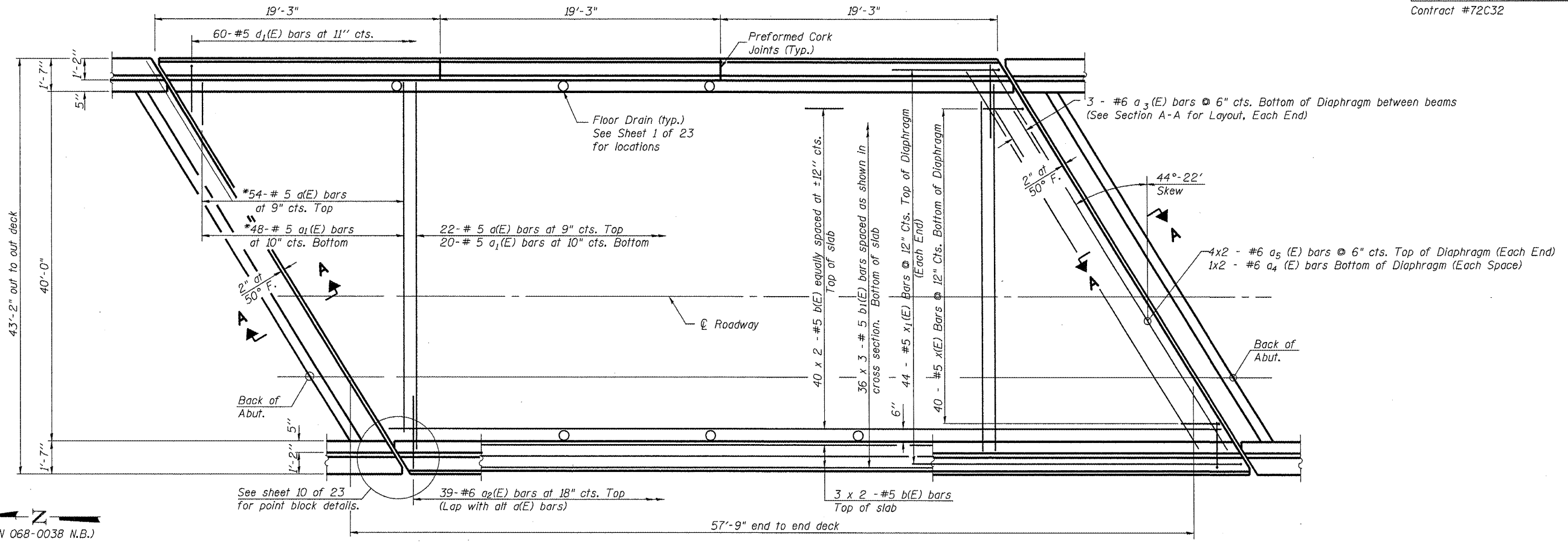


ROUTE NO.	SECTION	COUNTY	DATE	SHEET NO.	SHEET NO. 8
F.A.I. 55	(68-4)F	MONTGOMERY	25	10	23 SHEETS
FED. ROAD DIST. NO. 7	ILLINOIS	FED. AID PROJECT			

Contract #72C32

* Order a(E) & a₁(E) bars full length.
Cut to fit skew and use remainder of bars in opposite end.

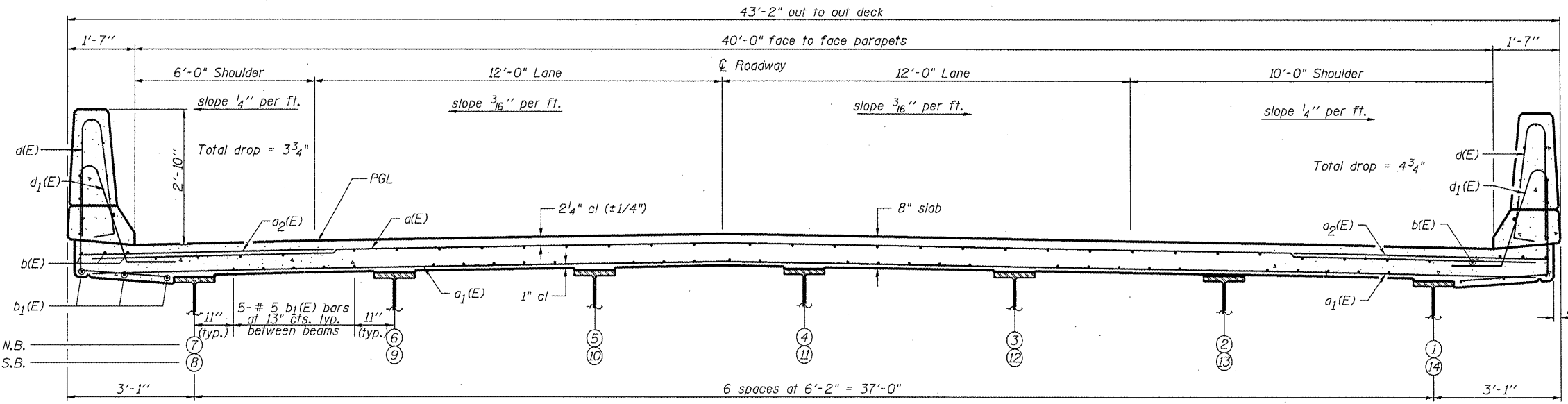


PLAN

(SN 068-0038 N.B. shown)
(SN 068-0039 S.B. similar)

Notes:
See Sheet 9 of 23 for superstructure details and Bill of Material.
Bars indicated thus 40 x 2-#5 etc. indicates 40 lines of bars with 2 lengths per line.
See Sheet 9 of 23 for parapet reinforcement.

FOR INFORMATION ONLY



CROSS SECTION

(SN 068-0038 N.B. Looking North)
(SN 068-0039 S.B. Looking South)

MINIMUM BAR LAP
#5 bar = 1'-8"
#6 bar = 2'-7"

ILLINOIS DEPARTMENT OF TRANSPORTATION
SUPERSTRUCTURE
I 55 OVER MACOUPIN CREEK
F.A.I. ROUTE 55 - SEC. (68-4)F
MONTGOMERY COUNTY
STATION 1066+03.18
STRUCTURE NO. 068-0038 N.B.
STRUCTURE NO. 068-0039 S.B.

DATE: 04-08 DRAWN BY: MLO
REVISED: CHECKED BY: PBB