| F.A.P. RTE. | SECTION | COUNTY | TOTAL SHEETS | SHEET NO. |
|---|---|---|---|---|
| 323 | 145BR-1 | DOUGLAS | 39 | 24C |
| FED. ROAD DIST. NO. | ILLINOIS | FED. AID PROJECT | | |

**CONTRACT NO. 70393**

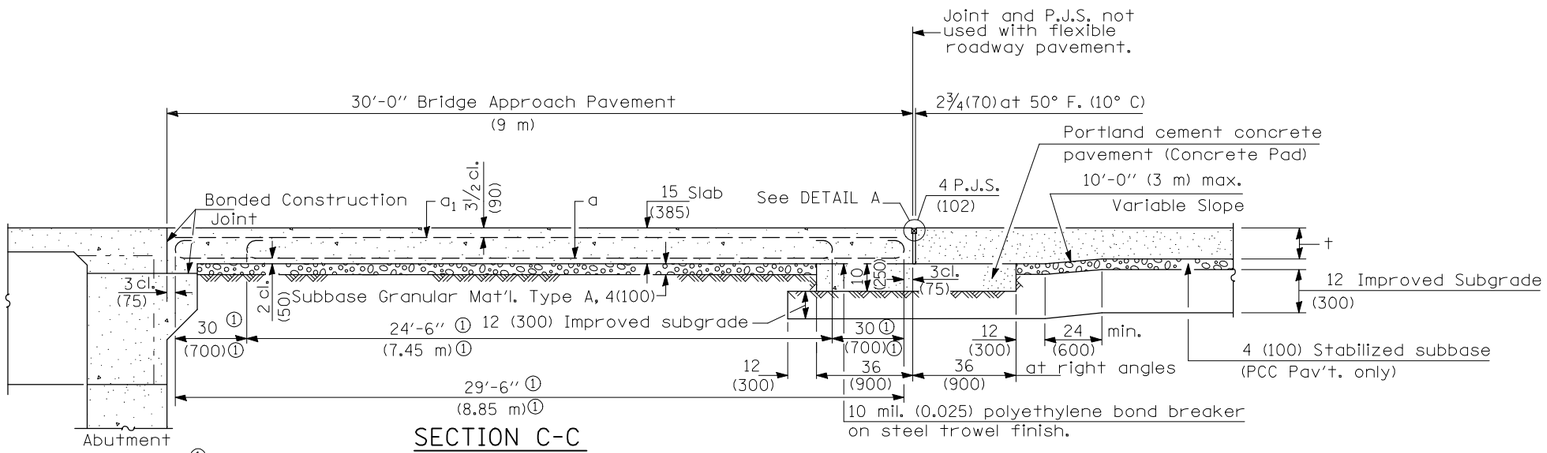


SECTION C-C

① Stagger No. 9 (No. 29) a bars as shown on plan - full width

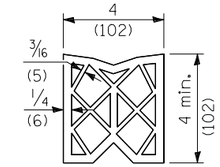


PREFORMED JOINT SEAL

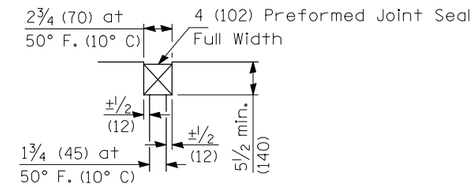


DETAIL A

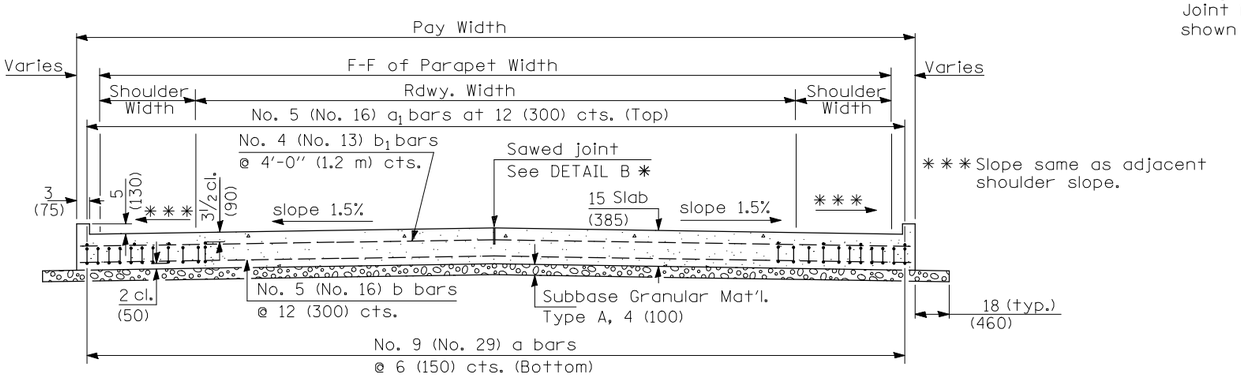


SECTION D-D

(See Plan for Dimensions not shown)

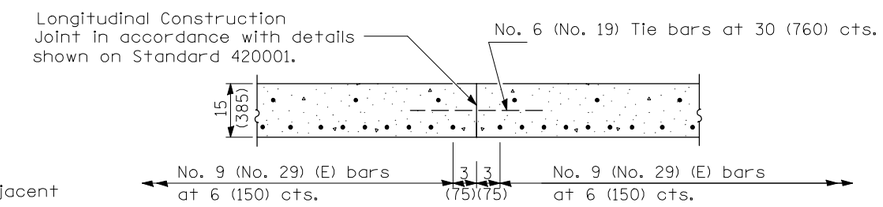


OPTIONAL LONGITUDINAL CONSTRUCTION JOINT

As approved by the Engineer, the Contractor may elect to reduce the widths of pour by use of the Optional Longitudinal Construction Joint shown. Joints shall be located at the edge of a traffic lane.

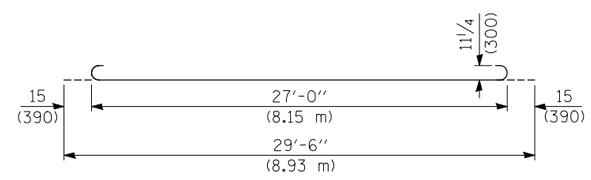


BAR a

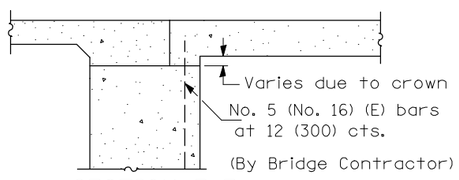


SECTION E-E

(Integral Abutments)

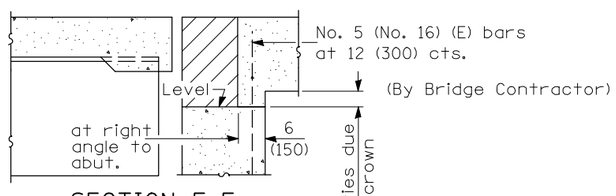


SECTION E-E

(Jointed Abutments)

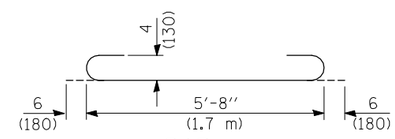


BAR $a_2$

DESIGN STRESSES

fy = 60,000 p.s.i. (400 MPa)
f'c = 3,500 p.s.i. (24 MPa)
n = 8.5

***DETAILS***

BRIDGE APPROACH PAVEMENT

***FAP ROUTE 323 (US 36)***
***SECTION 145BR-1***
***DOUGLAS COUNTY***

(Sheet 3 of 4)