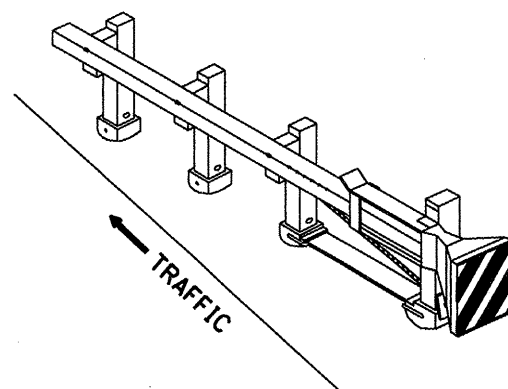
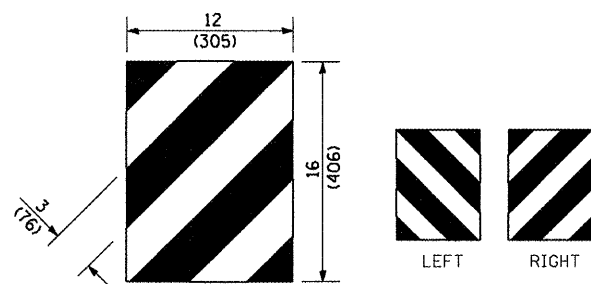


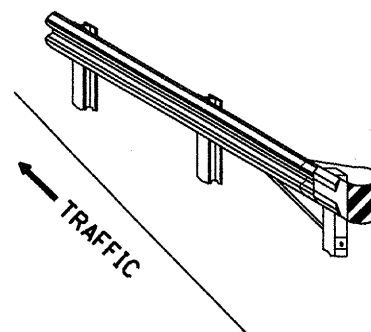
For Traffic Barrier Terminal Type 1 (Special)



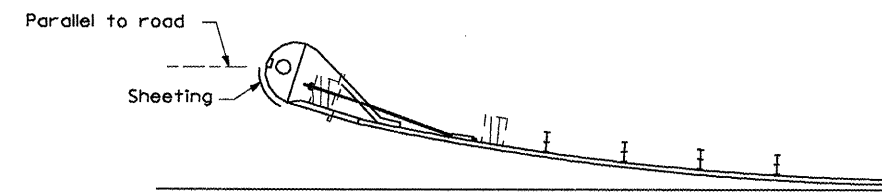
Standard Treatment - Direct Applied Sheeting
Traffic Barrier Terminal Type 1 (Special)



For Traffic Barrier Terminal Type (*)
and Post Mount
• See Plans for Type



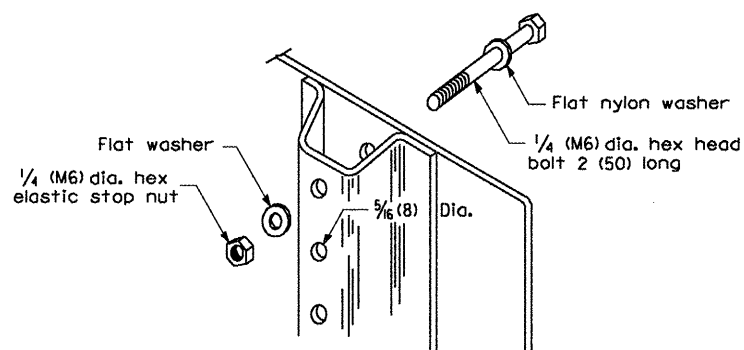
Standard Treatment - Direct Applied Sheeting
Traffic Barrier Terminal Type (*)
• See Plans for Type



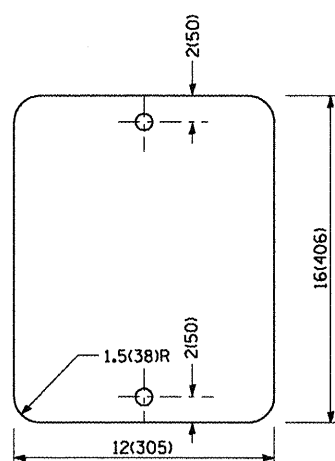
Sheeting Position for
Traffic Barrier Terminal Type (*)
• See Plans for Type

TERMINAL MARKER DETAILS

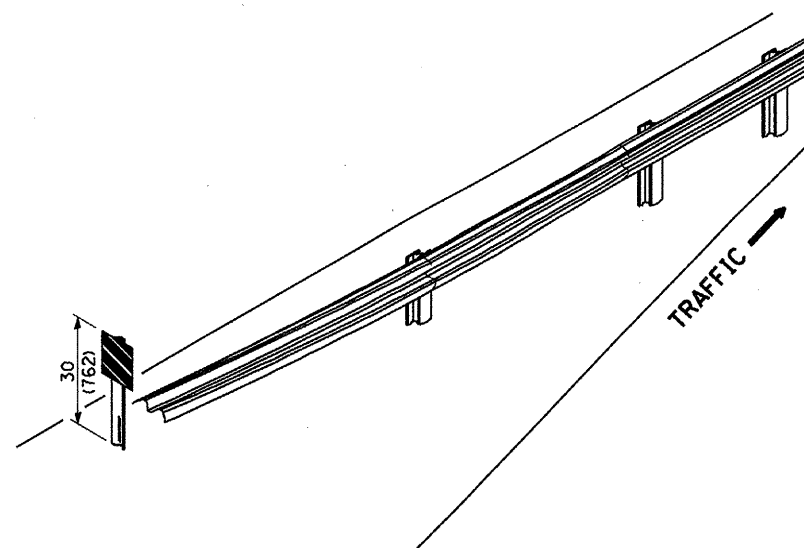
- Color: Black / Yellow reflectorized
- OM - 1100 (L or R) Direct applied reflective sheeting
- OM - 1200 (L or R) Post mounted



DETAIL OF MOUNTING TERMINAL MARKER TO POST



STANDARD TERMINAL MARKER



ALTERNATE TREATMENT - POST MOUNTED
(For turned-down terminal where sheeting cannot be direct applied)

POST MOUNTED TERMINAL MARKER ASSEMBLY

TERMINAL MARKER TREATMENTS

GENERAL NOTES

All dimensions are in inches (millimeters) unless otherwise noted.

				STATE OF ILLINOIS DEPARTMENT OF TRANSPORTATION		GUARDRAIL AND BARRIER WALL DELINEATION		<table border="1"> <tr> <th>F.A.U. RTE.</th> <th>SECTION</th> <th>COUNTY</th> <th>TOTAL SHEETS</th> <th>SHEET NO.</th> </tr> <tr> <td>6578</td> <td>(1-R)RS, (1-VC)BR</td> <td>PEORIA</td> <td>142</td> <td>138</td> </tr> </table>		F.A.U. RTE.	SECTION	COUNTY	TOTAL SHEETS	SHEET NO.	6578	(1-R)RS, (1-VC)BR	PEORIA	142	138
F.A.U. RTE.	SECTION	COUNTY	TOTAL SHEETS	SHEET NO.															
6578	(1-R)RS, (1-VC)BR	PEORIA	142	138															
				NOT TO SCALE		SHT. 2 OF 3 CADD STD. 635101-D4		CONTRACT NO. 68092 ILLINOIS FED. AID PROJECT											