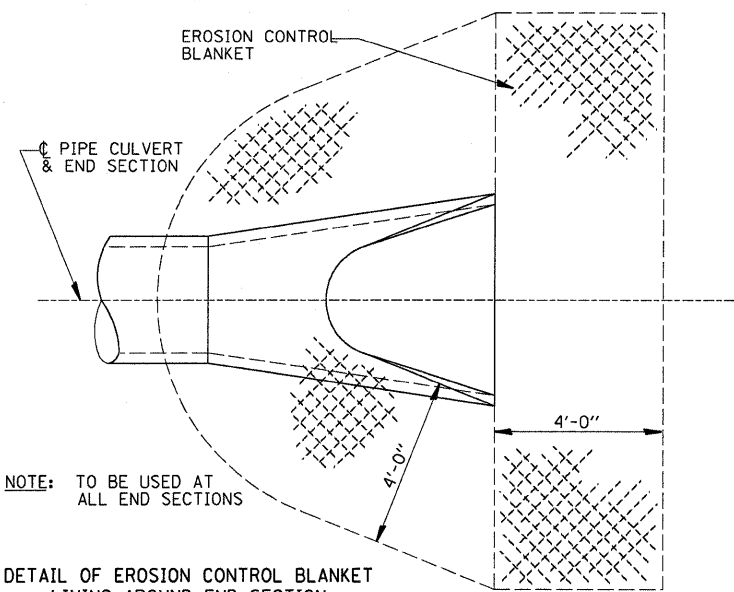


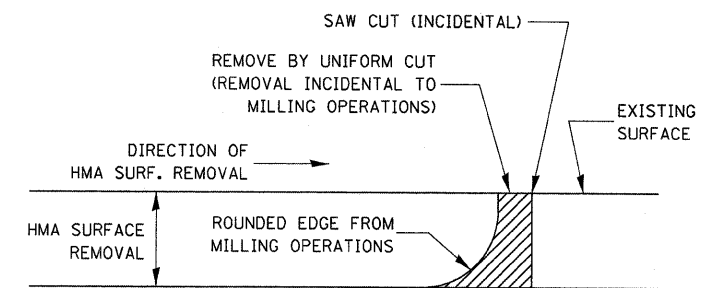
SECTION THROUGH PRECAST BOX CULVERT



NOTE: TO BE USED AT ALL END SECTIONS

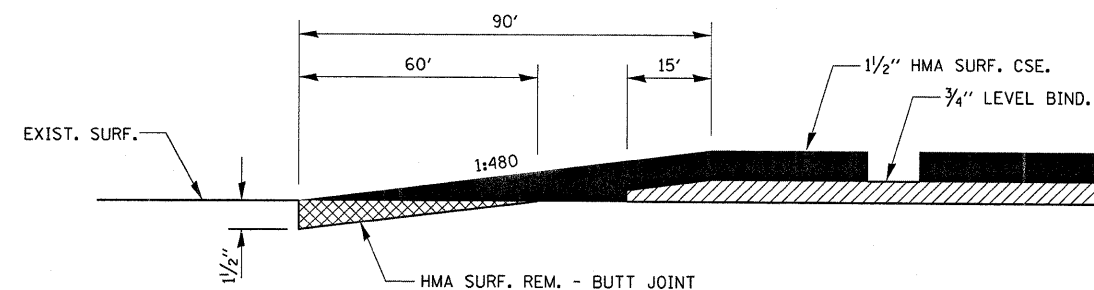
DETAIL OF EROSION CONTROL BLANKET LINING AROUND END SECTION

NOTE: PRC FLARED END SECTION SHOWN. TREATMENT SAME FOR OTHER END SECTIONS.

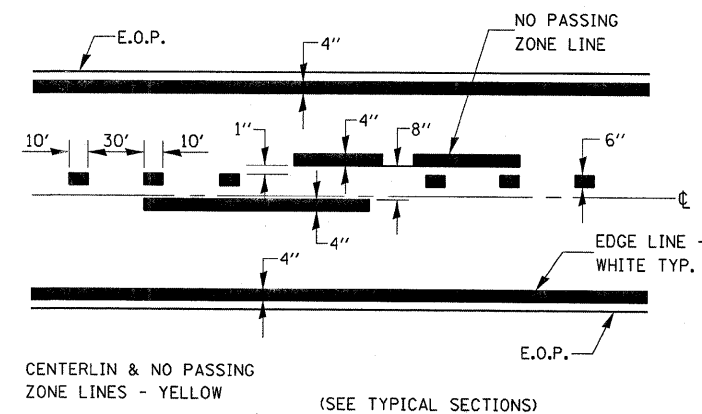


NOTE:
WHEN MILLING OPERATIONS PRODUCE A ROUNDED EDGE, THEN A SAW CUT SHALL BE USED TO MANUFACTURE A PERPENDICULAR EDGE AS SHOWN IN THE DETAIL. THE ENGINEER SHALL BE THE SOLE JUDGE CONCERNING THE USE OF THIS DETAIL

HMA DETAIL AT BUTT JOINTS



BUTT JOINT DETAIL



PAVEMENT MARKING

FILE NAME =	USER NAME = carpenterdj	DESIGNED -	REVISED -	STATE OF ILLINOIS DEPARTMENT OF TRANSPORTATION	DETAILS	F.A.P. RTE. 646	SECTION (122)I	COUNTY BUREAU	TOTAL SHEETS 18	SHEET NO. 14		
EP83107-shd-details.DGN	DRAWN -	REVISED -	SCALE: _____			SHEET NO. ____ OF ____ SHEETS	STA. _____ TO STA. _____	CONTRACT NO. 66858				
PLOT SCALE = 50.0000' / IN.	CHECKED -	REVISED -										
PLOT DATE = Oct 22, 2008 - 08:31:59 AM	DATE -	REVISED -										