STATE OF ILLINOIS
DEPARTMENT OF TRANSPORTATION

ROUTE NO.	SECTION	COUNTY	TOTAL SHEETS	SHEET NO.
345	++	DU PAGE	65	43
FED. ROAD DIST. NO. 7		ILLINOIS	FED. AID PROJECT-	

SHEET NO. 13
25 SHEETS

++ 98-00153-02-BR
Contract No. 63077

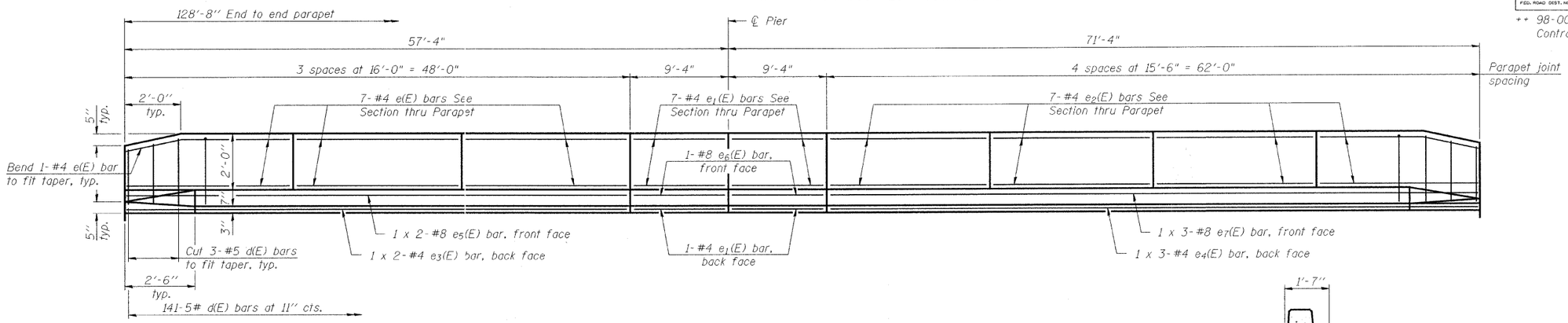

INSIDE ELEVATION OF PARAPET

(Looking North at North parapet)

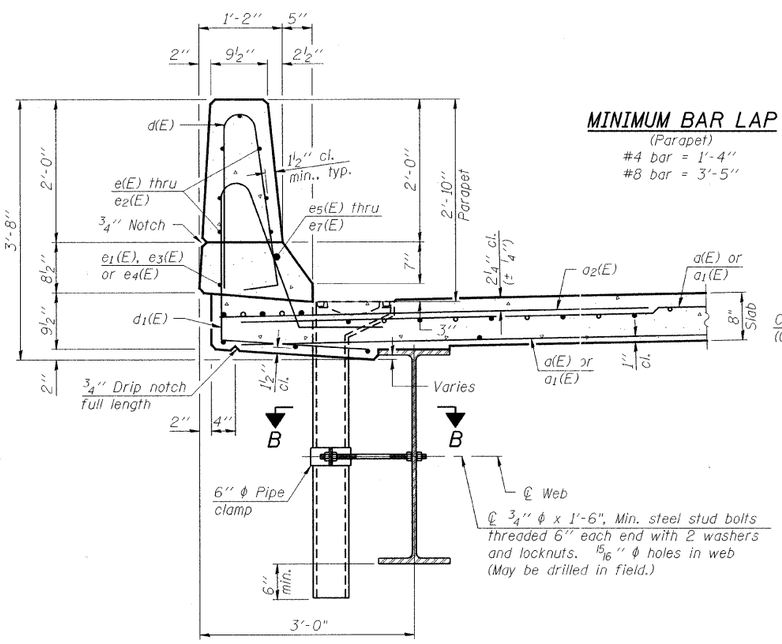

SECTION THRU PARAPET

MINIMUM BAR LAP

(Parapet)
#4 bar = 1'-4"
#8 bar = 3'-5"

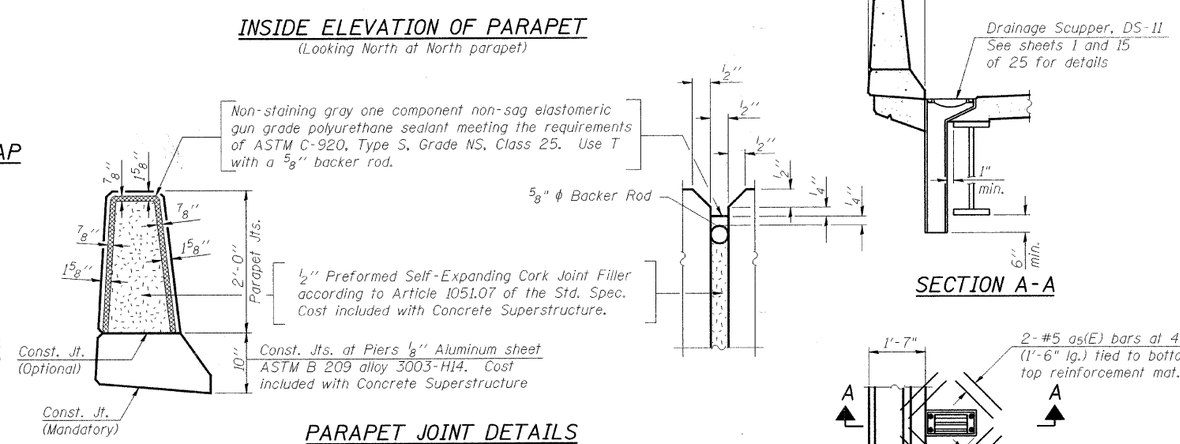

PARAPET JOINT DETAILS

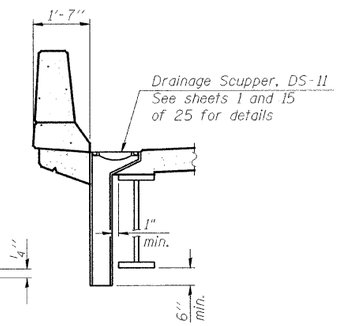

SECTION A-A

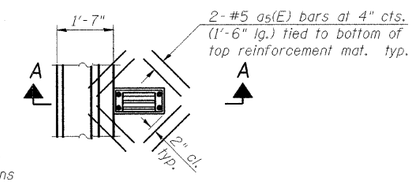

PLAN

Note:
Cut longitudinal reinforcement to clear drainage scuppers.

Notes:
The exterior surfaces of the floor drains shall be painted with the finish coat as specified in the special provisions for Cleaning and Painting New Metal Structures. The exterior surfaces of the drains shall be cleaned according to Steel Structures Painting Council's Spec. SSPC-SP1 prior to painting.
Fiberglass pipe shall conform to ASTM D 2996, with short-time rupture strength hoop tensile stress of 30,000 p.s.i. minimum.

SUPERSTRUCTURE BILL OF MATERIAL

Bar	No.	Size	Length	Shape
a(E)	361	#5	32'-10"	
a1(E)	361	#5	33'-2"	
a2(E)	204	#6	6'-0"	
a3(E)	4	#5	34'-11"	
a4(E)	4	#5	35'-3"	
a5(E)	144	#5	1'-6"	
b(E)	350	#5	27'-0"	
b1(E)	66	#6	33'-7"	
b2(E)	360	#5	22'-9"	
d(E)	282	#5	5'-7"	
d1(E)	282	#5	7'-9"	
e(E)	42	#4	15'-8"	
e1(E)	32	#4	9'-0"	
e2(E)	56	#4	15'-2"	
e3(E)	4	#4	24'-6"	
e4(E)	6	#4	21'-6"	
e5(E)	4	#8	25'-7"	
e6(E)	4	#8	9'-0"	
e7(E)	6	#8	22'-10"	
m(E)	4	#6	34'-2"	
m1(E)	6	#6	35'-2"	
m2(E)	40	#6	9'-4"	
m3(E)	16	#6	6'-11"	
m4(E)	4	#6	2'-10"	
m5(E)	2	#6	2'-11"	
m6(E)	4	#6	34'-5"	
m7(E)	6	#6	35'-6"	
m8(E)	2	#6	3'-2"	
s(E)	140	#5	6'-8"	
s1(E)	140	#4	9'-4"	
v(E)	132	#5	3'-10"	
Reinforcement Bars, Epoxy Coated			Pound	62800
Concrete Superstructure			Cu. Yds.	302.1

Bars indicated thus 1 x 3 - #5 etc. indicates 1 line of bars with 3 lengths per line.

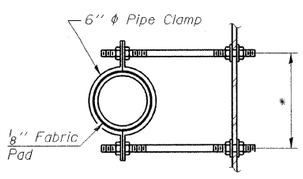

SECTION B-B

* Dimension as required by Pipe Clamp

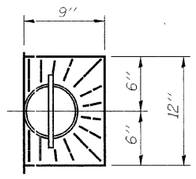

TOP PLAN

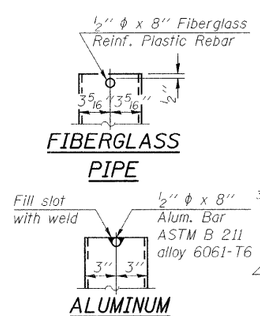

FIBERGLASS PIPE

ALUMINUM TUBE

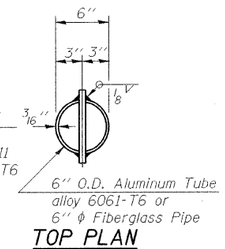

TOP PLAN

(Showing Aluminum Tube)

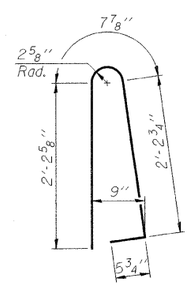

BAR d(E)

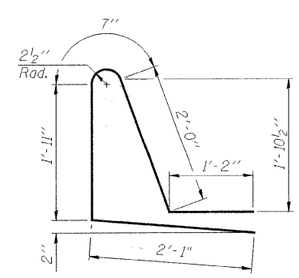

BAR d1(E)

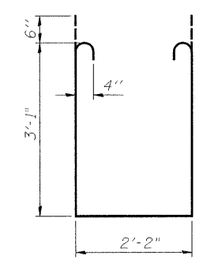

BAR s1(E)

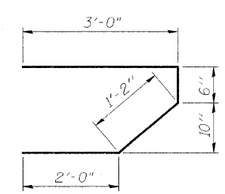

BAR s(E)

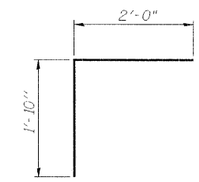

BAR v(E)

DESIGNED	Z. MORILLO
CHECKED	S. CHELBIAN
DRAWN	D.C.PATEL
CHECKED	J.GRAINAWI

PARSONS BRINCKERHOFF

SUPERSTRUCTURE DETAILS

F.A.P. RT. 345 - SEC. 98-00153-02-BR
DU PAGE COUNTY
STATION 107+17.50
STRUCTURE NO. 022-3011

G:\16835 Thorndale Phase II\Struct\Cadd\Prefinal\90% Pre-final\0223011-00153-013.dgn
04-SEP-2008 11:17