STATE OF ILLINOIS
DEPARTMENT OF TRANSPORTATION

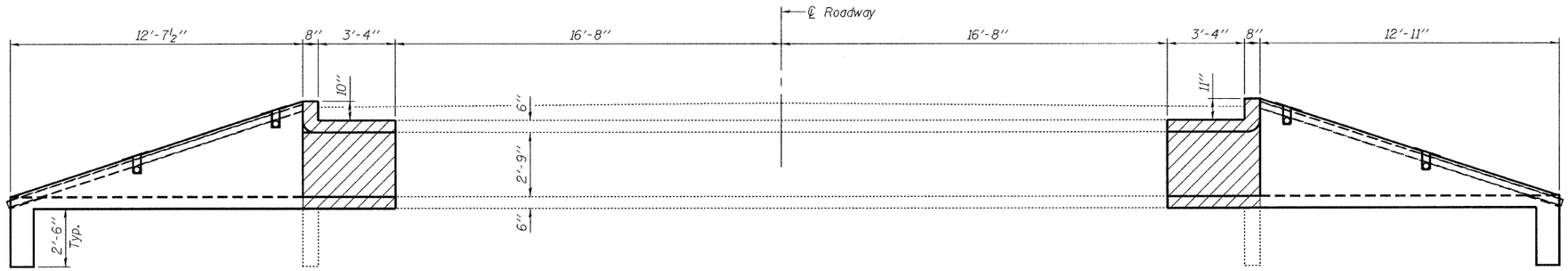

ELEVATION

GENERAL NOTES

Reinforcement bars shall conform to the requirements of ASTM A 706 Gr 60. See Special Provisions.

Reinforcement bars designated (E) shall be epoxy coated.

Plan dimensions and details relative to existing plans are subject to nominal construction variations. The Contractor shall field verify existing dimensions and details affecting new construction and make necessary approved adjustments prior to construction or ordering of materials. Such variations shall not be cause for additional compensation for a change in scope of the work, however, the Contractor will be paid for the quantity actually furnished at the unit price bid for the work.

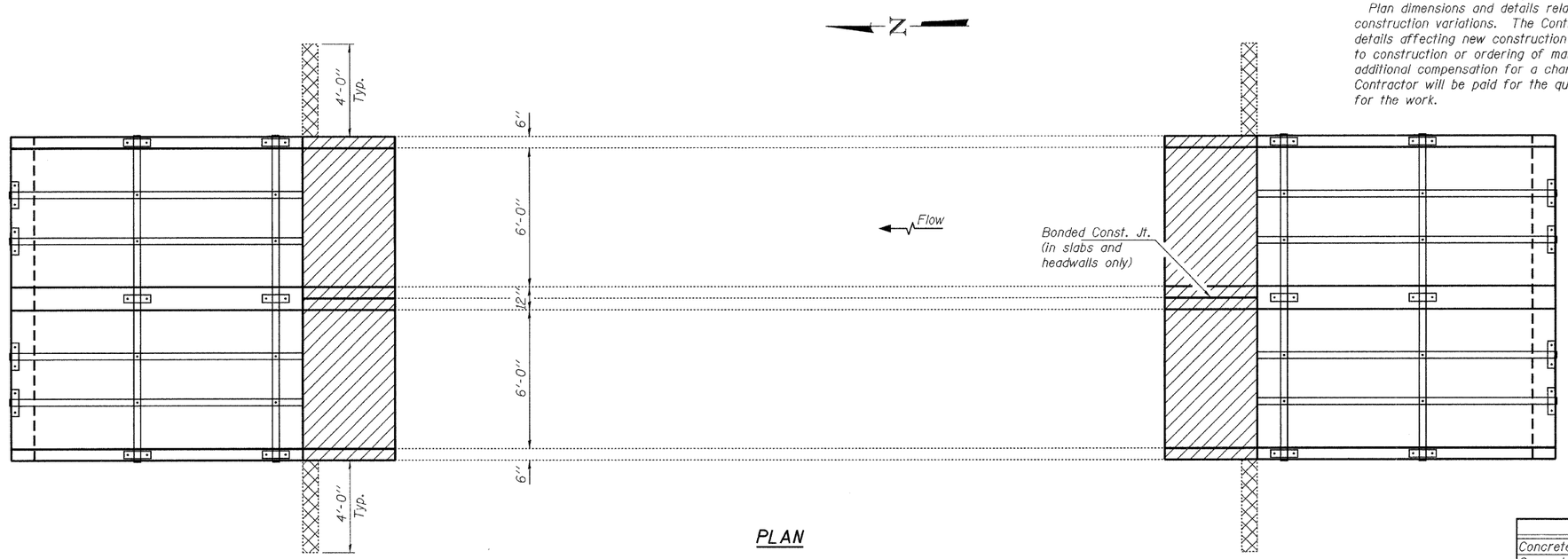

PLAN

Note:
Hatched areas indicate concrete removal and replacement.
Cross-hatched areas indicate concrete removal.

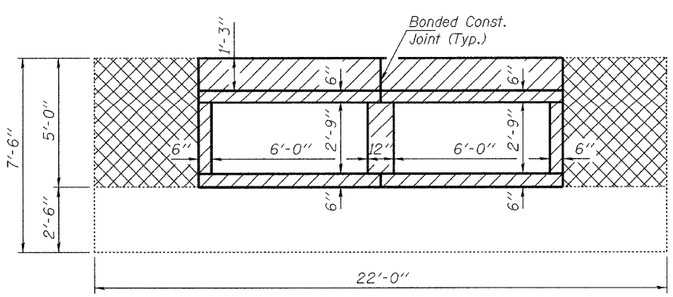

END ELEVATION

DESIGN STRESSES

FIELD UNITS

f'c = 3,500 psi
fy = 60,000 psi (Reinforcement)

TOTAL BILL OF MATERIAL

ITEM	UNIT	TOTAL
Concrete Removal	Cu. Yd.	6.3
Concrete Box Culverts	Cu. Yd.	19.6
Reinforcement Bars, Epoxy Coated	Pound	4170

DESIGNED	Adrian T. Holloway
CHECKED	Victor H. Vobz
DRAWN	Kyle M. Steffen
CHECKED	VHV ATH

NOVEMBER 18, 2009
EXAMINED — ENGINEER OF STRUCTURAL SERVICES
PASSED — ENGINEER OF BRIDGES AND STRUCTURES

STATE OF ILLINOIS
RALPH E. ANDERSON
081-004625
SPRINGFIELD
LICENSED STRUCTURAL ENGINEER

EXPIRES 11-30-2010

CULVERT REPAIRS
IL 75 OVER DRAINAGE DITCH
SN 101-1035

SHEET NO. 1	IL RTE.	SECTION	COUNTY	TOTAL SHEETS	SHEET NO.
4 SHEETS	75	115 RS-2	WINNEBAGO	120	55
			CONTRACT NO. 64E89		
	FED. ROAD DIST. NO.	ILLINOIS	FED. AID PROJECT		

1011035.dgn 18-Nov-09 15:43:34