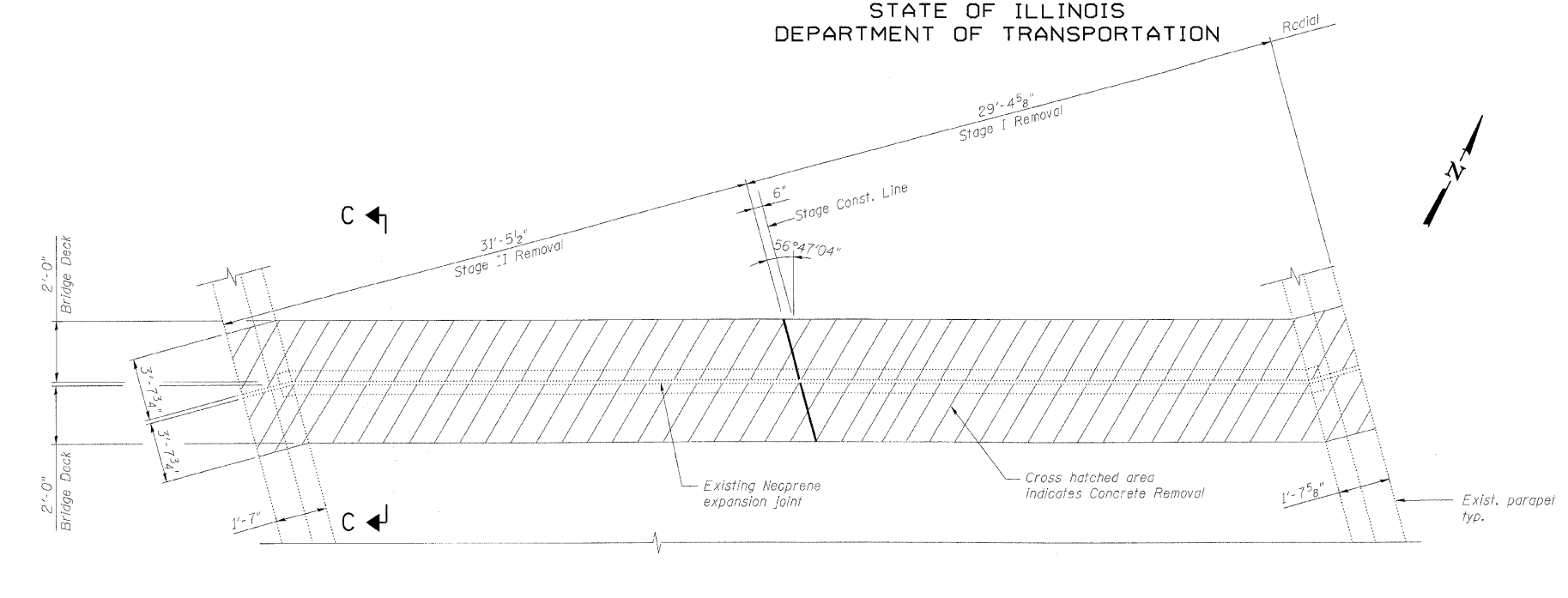
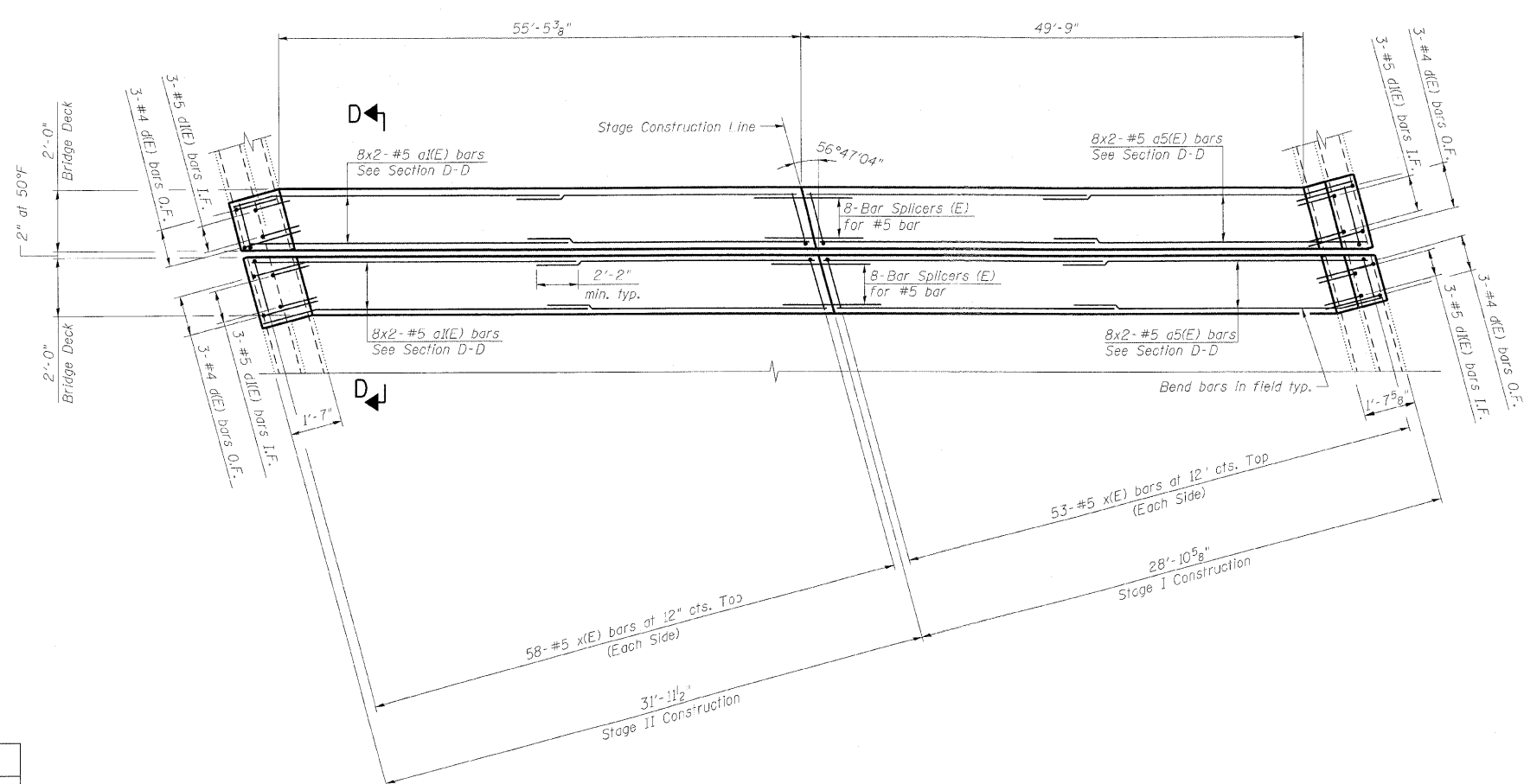


STATE OF ILLINOIS  
DEPARTMENT OF TRANSPORTATION



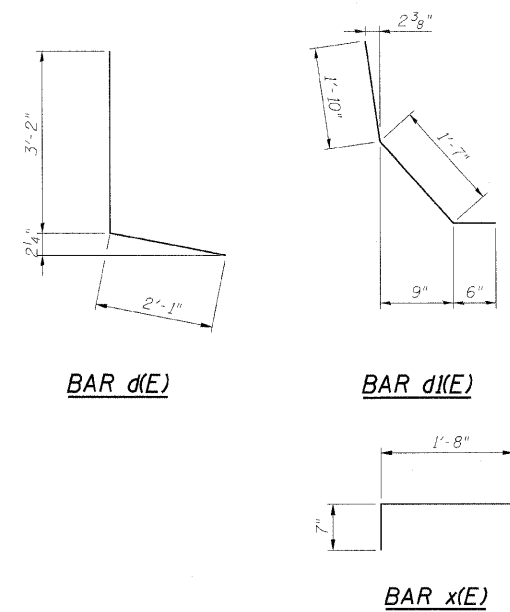
EXISTING PARTIAL PLAN AT PIER 2



PROPOSED PARTIAL PLAN AT PIER 2

BILL OF MATERIAL

Bar	No.	Size	Length	Shape
a1(E)	32	#5	29'-11"	—
a5(E)	32	#5	26'-7"	—
d(E)	12	#4	5'-3"	┌
d1(E)	12	#5	3'-11"	┌
x(E)	222	#5	2'-3"	┌
Item		Unit	Total	
Concrete Removal		Cu. Yd.	15.0	
Concrete Superstructure		Cu. Yd.	15.0	
Reinforcement Bars, Epoxy Coated		Pound	2,450	



- Notes:**
1. Bars indicated thus 8x2-#5 etc. Indicates 8 lines of bars with 2 lengths per line.
  2. I.F. denotes Inside Face.  
O.F. denotes Outside Face.
  3. Work this sheet with Expansion Joint Details sheet and Bar Splicer Assembly Details sheet.
  4. x(E) bar spacing measured along skew.

DESIGNED	TJJ
CHECKED	AAY
DRAWN	VH
CHECKED	AAY

**benesch**

alfred benesch & company  
Engineers • Surveyors • Planners  
205 North Michigan Avenue, Suite 2400  
Chicago, Illinois 60601  
312-565-0450 Job No. 10050

SHEET NO. 6 9 SHEETS	F.A.I. RTE.	SECTION	COUNTY	TOTAL SHEETS	SHEET NO.
	290	(3031.1, ETC., 3838)RS-5	COOK	298	227
FED. ROAD DIST. NO.			ILLINOIS	FED. AID PROJECT	
CONTRACT NO. 60G52					

EXPANSION JOINT REPAIRS 2 of 2  
STRUCTURE NO. 016-0085

x:\100000s\10050\Engineering\Documents-Contract-2\SN\_016\_0085\_188\_TOLLWAY\_0085-60G52-006-ExpJ-repair-2.dgn  
 17:48:28  
 11/12/2009