STATE OF ILLINOIS
DEPARTMENT OF TRANSPORTATION

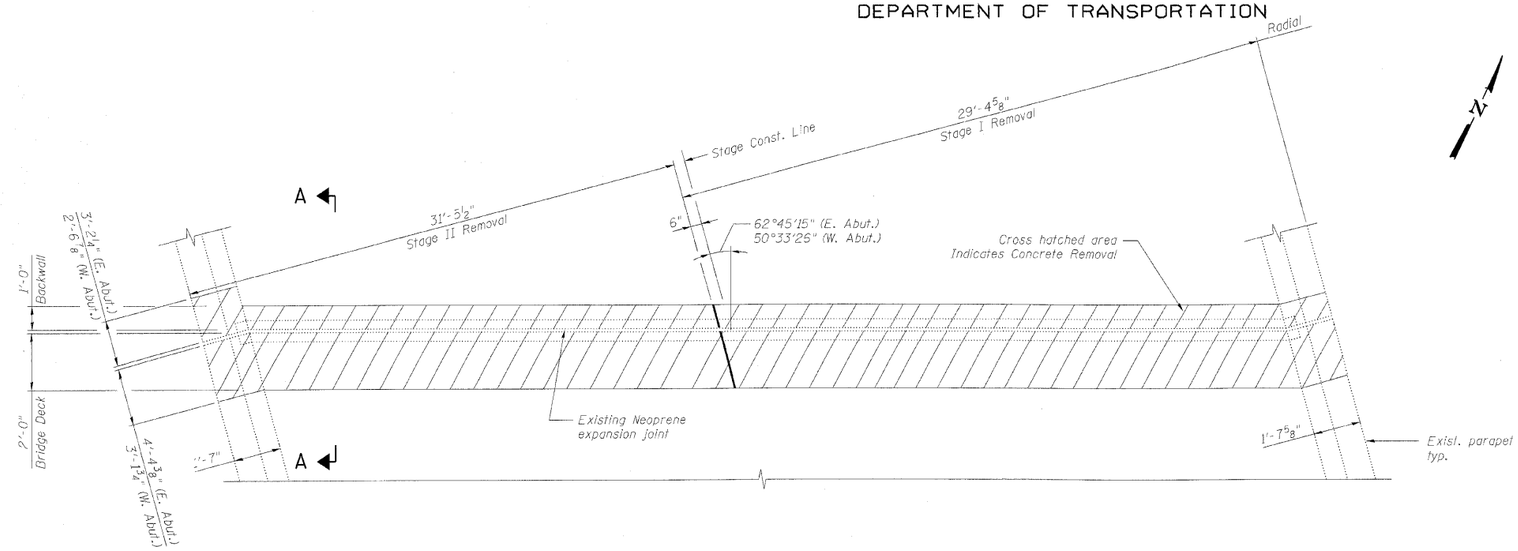

EXISTING PARTIAL PLAN AT WEST ABUTMENT

(Opposite Hand for East Abutment)

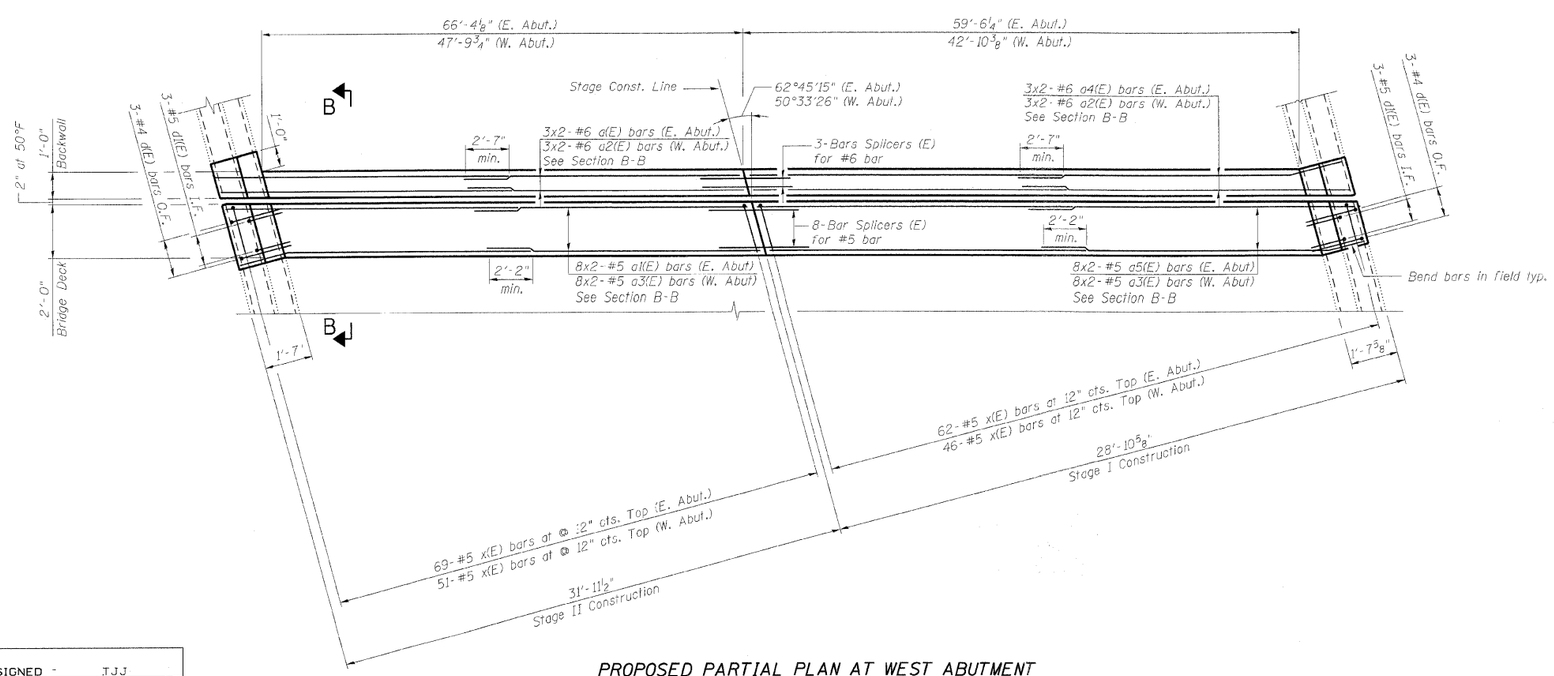

PROPOSED PARTIAL PLAN AT WEST ABUTMENT

(Opposite Hand for East Abutment)

BILL OF MATERIAL

Bar	No.	Size	Length	Shape
a(E)	6	#6	35'-9"	
a1(E)	16	#5	35'-9"	
a2(E)	12	#6	26'-3"	
a3(E)	32	#5	26'-3"	
a4(E)	6	#6	32'-5"	
a5(E)	16	#5	32'-5"	
d(E)	12	#4	5'-3"	
d1(E)	12	#5	3'-11"	
x(E)	228	#5	2'-3"	

Item	Unit	Total
Concrete Removal	Cu. Yd.	30.7
Concrete Superstructure	Cu. Yd.	30.7
Reinforcement Bars, Epoxy Coated	Pound	3,730

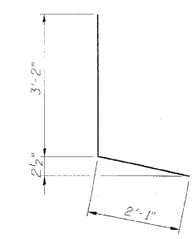

BAR d(E)

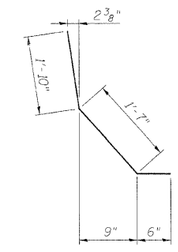

BAR d1(E)

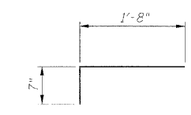

BAR x(E)

Notes:

1. Bars indicated thus 8x2-#5 etc. indicates 8 lines of bars with 2 lengths per line.
2. I.F. denotes Inside Face.
   O.F. denotes Outside Face.
3. Work this sheet with Expansion Joint Details sheet and Bar Splicer Assembly Details sheet.
4. x(E) bar spacing measured along skew.

DESIGNED -	JJJ
CHECKED -	AAY
DRAWN -	VH
CHECKED -	AAY

benesch

alfred benesch & company
Engineers • Surveyors • Planners
205 North Michigan Avenue, Suite 2400
Chicago, Illinois 60601
312-565-0450 Job No. 10050

EXPANSION JOINT REPAIRS 1 of 2
STRUCTURE NO. 016-0085

SHEET NO. 5	F.A.I. RTE.	SECTION	COUNTY	TOTAL SHEETS	SHEET NO.
9 SHEETS	290	(3031.1, ETC., 3838)RS-5	COOK	298	226
			CONTRACT NO. 60G52		
	FED. ROAD DIST. NO.	ILLINOIS	FED. AID PROJECT		

x:\10000s\10050\Engineering_Documents_Contract_2\SN_016_0085_188_TOLLWAY\0085-60G52-005-Exp_Jt-repair_1.dgn
11\12\2009 17:48:25