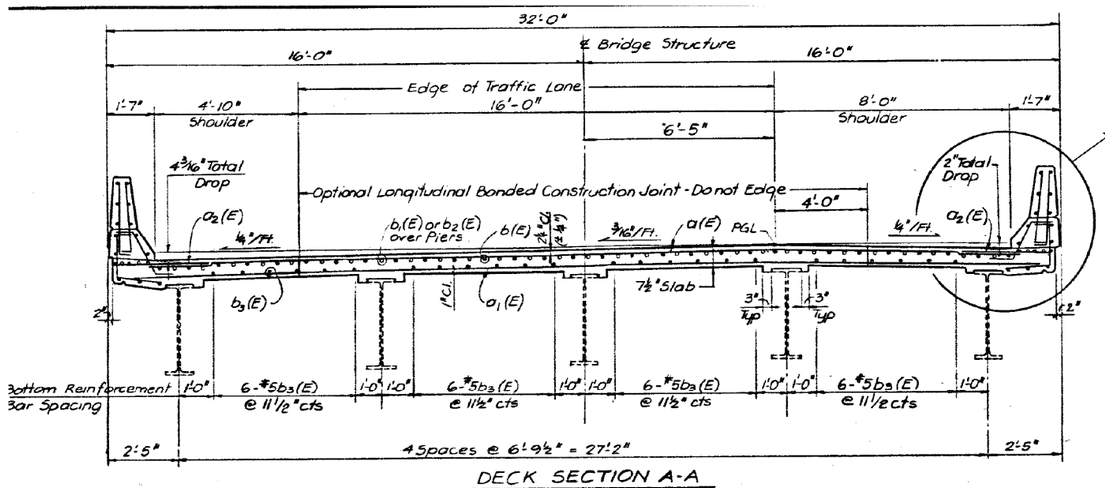

DECK SECTION A-A

See Det 'B'

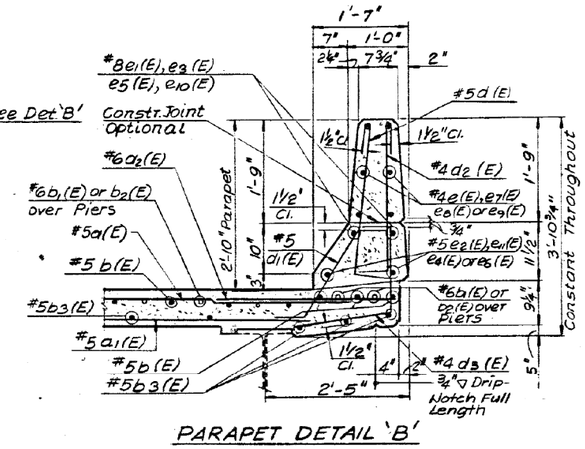

PARAPET DETAIL 'B'

FOR INFORMATION ONLY

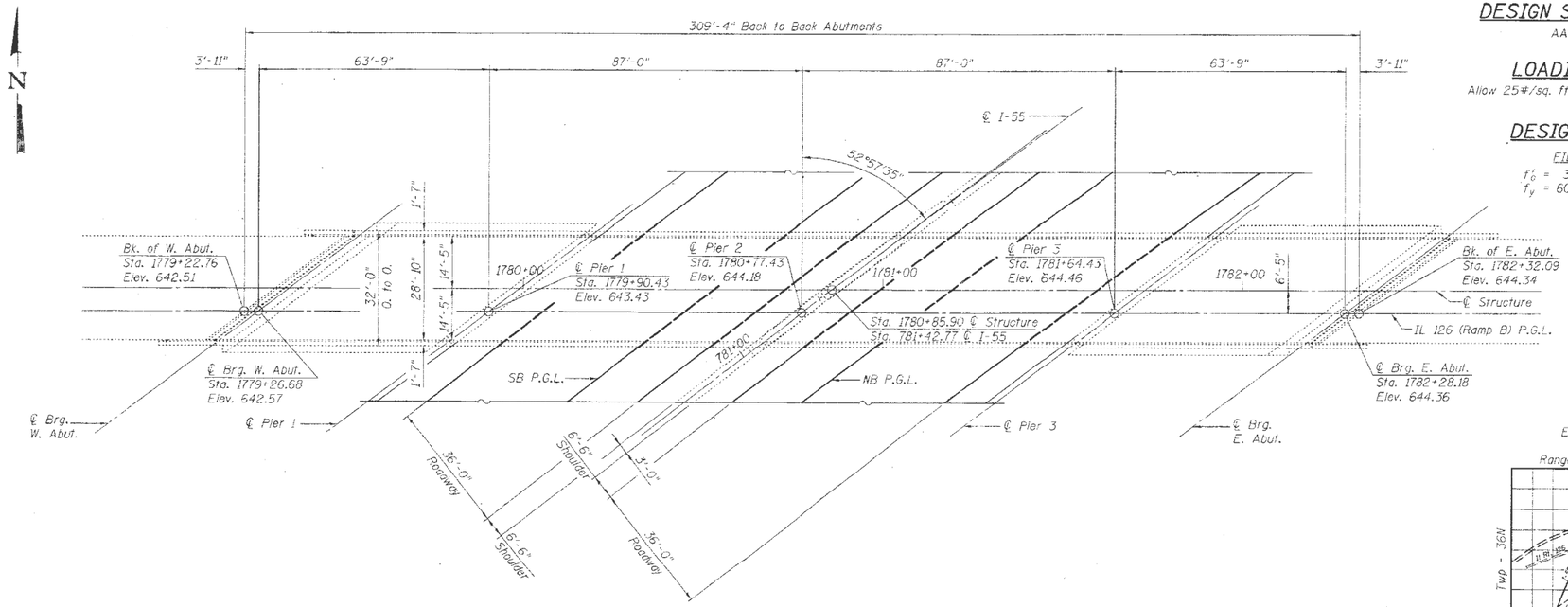

PLAN

DESIGN SPECIFICATIONS

AASHTO 2002

LOADING HS20-44

Allow 25#/sq. ft. for future wearing surface.

DESIGN STRESSES

FIELD UNITS

f'_c = 3,500 psi

f_y = 60,000 psi (reinforcement)

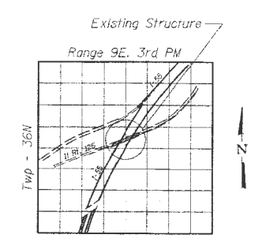

LOCATION SKETCH

FILE NAME = c:\pw_work\pwidot\osbornenp\d0388535\D194514-sht-plan.dgn	USER NAME = osbornenp	DESIGNED -	REVISED -	STATE OF ILLINOIS DEPARTMENT OF TRANSPORTATION	EXISTING PLANS. LOCATION 1 (SN099-0031) EXISTING PLANS. LOCATION 1 (SN099-0031)	F.A. RTE.	SECTION	COUNTY	TOTAL SHEETS	SHEET NO.
	PLOT SCALE = 100.3231 ' / in.	DRAWN -	REVISED -			VAR	2014-0341	WILL&DUPAGE	57	13
Default	PLOT DATE = 8/22/2014	CHECKED -	REVISED -					CONTRACT NO. 60Y28		
		DATE -	REVISED -		SCALE: SHEET OF SHEETS STA. TO STA.		ILLINOIS FED. AID PROJECT			