STATE OF ILLINOIS
DEPARTMENT OF TRANSPORTATION

ROUTE NO.	SECTION	COUNTY	TOTAL SHEETS	SHEET NO.
F.A.P. 310	(101BY) BR	WARREN	97	36
FED. ROAD DIST. NO. 7	ILLINOIS	FED. AID PROJECT-		

SHEET NO. 2
16 SHEETS

Contract #88798

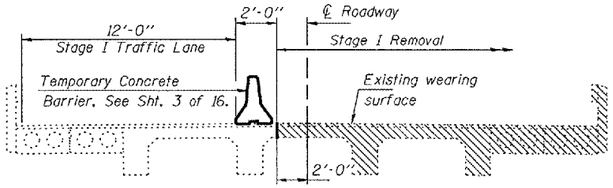

STAGE I REMOVAL

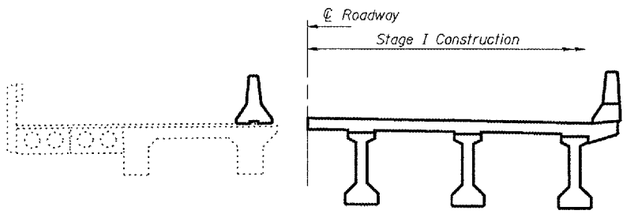

STAGE I CONSTRUCTION

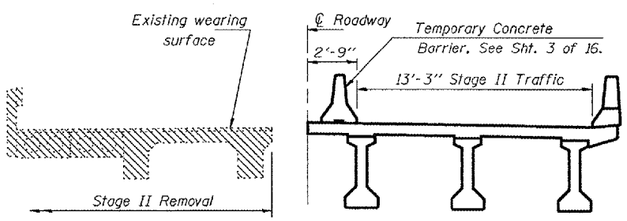

STAGE II REMOVAL

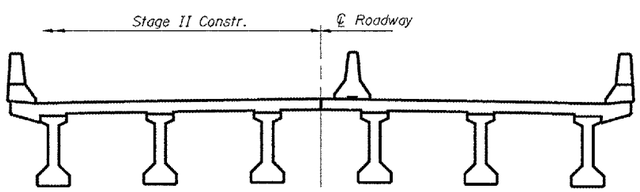

STAGE II CONSTRUCTION

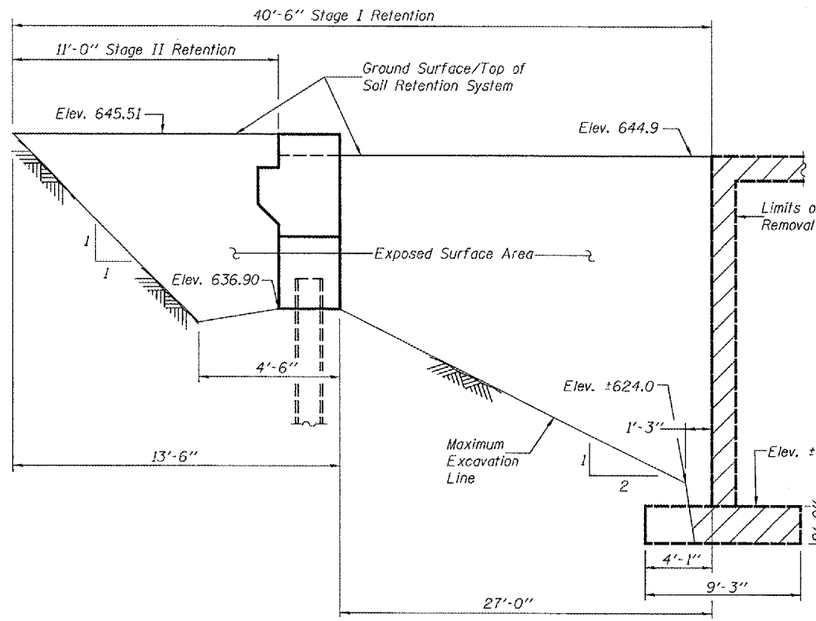

WEST ABUTMENT
Looking North

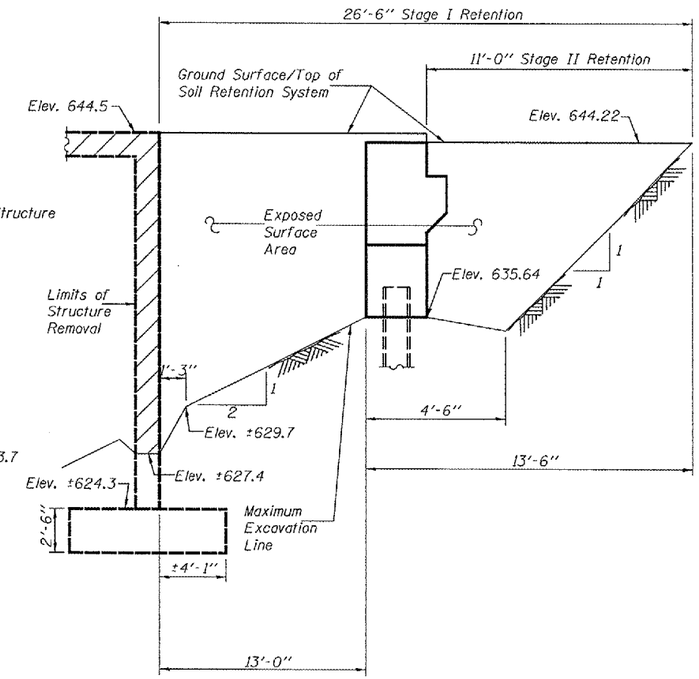

EAST ABUTMENT
Looking North

TEMPORARY SOIL RETENTION SYSTEM

Note:
A cantilevered sheet piling design does not appear feasible and additional members or other retention systems may be necessary. The Contractor shall submit a temporary soil retention system design including plan details and calculations for review and acceptance by the Engineer.

Notes:
Hatched areas indicates Removal of Existing Structures.
See Roadway Plans for quantity of Temporary Concrete Barrier.
All Cross Sections are Looking East, except as noted.

INDEX OF SHEETS

1. General Plan & Elevation
2. Stage Construction Details
3. Temporary Concrete Barrier
4.-5. Top of Slab Elevations
6. Superstructure
7. Superstructure Details
8. Diaphragm Details
9. Framing Plan
10. 48" PPC I-Beam
11. 48" PPC I-Beam Details
12. West Abutment
13. East Abutment
14. Steel H-Pile Details
15. Bar Splicer Details
16. Boring Logs

DESIGNED	JSØ
CHECKED	CME
DRAWN	ØMC P.W. SWEET
CHECKED	JSØ/CME

September 6, 2007
EXAMINED Thomas J. Domagalski
ENGINEER OF BRIDGE DESIGN
PASSED Ralph E. Anderson
ENGINEER OF BRIDGES AND STRUCTURES

STAGE CONSTRUCTION DETAILS
F.A.P. ROUTE 310 - SECTION (101BY)BR
WARREN COUNTY
STATION 73+02
STRUCTURE NO. 094-0049