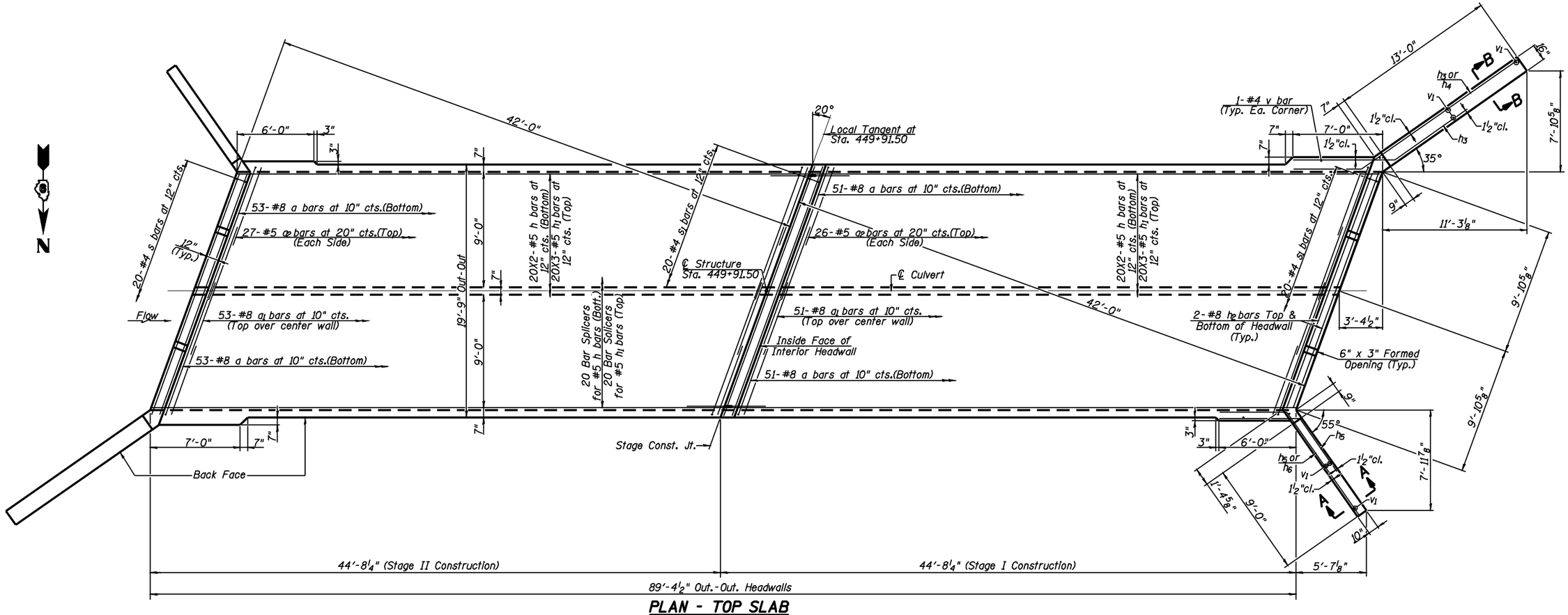

PLAN - TOP SLAB

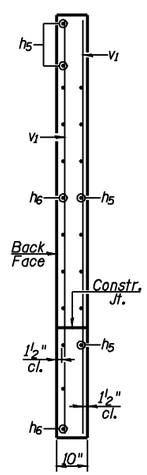

SECTION A-A

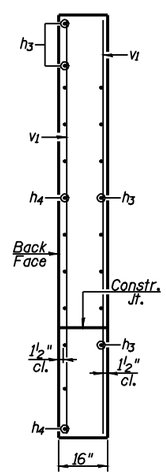

SECTION B-B

MIN. BAR LAPS

#5 bars = 1'-8"
#8 bars = 4'-6"

Bars indicated thus 20x2 #5 etc. indicates 20 lines of bars with 2 lengths per line.

A distance of half the length of the wingwall but not less than six feet of the barrel shall be poured monolithically with the wingwalls.

CULVERT DETAILS
STRUCTURE NO. 059-7101

Allen Henderson & Associates, Inc.
Civil and Structural Engineers Springfield, IL.
62703 Phone: (217)544-8033 IL. Design Firm
No. 184-001907

SHEET NO. 5
9 SHEETS

F.A.P. RTE.	SECTION	COUNTY	TOTAL SHEETS	SHEET NO.
662	D(W-3,RS-11,CR)	MACOUPIN	102	68
		CONTRACT NO. 72765		
FED. ROAD DIST. NO.	ILLINOIS	FED. AID PROJECT		