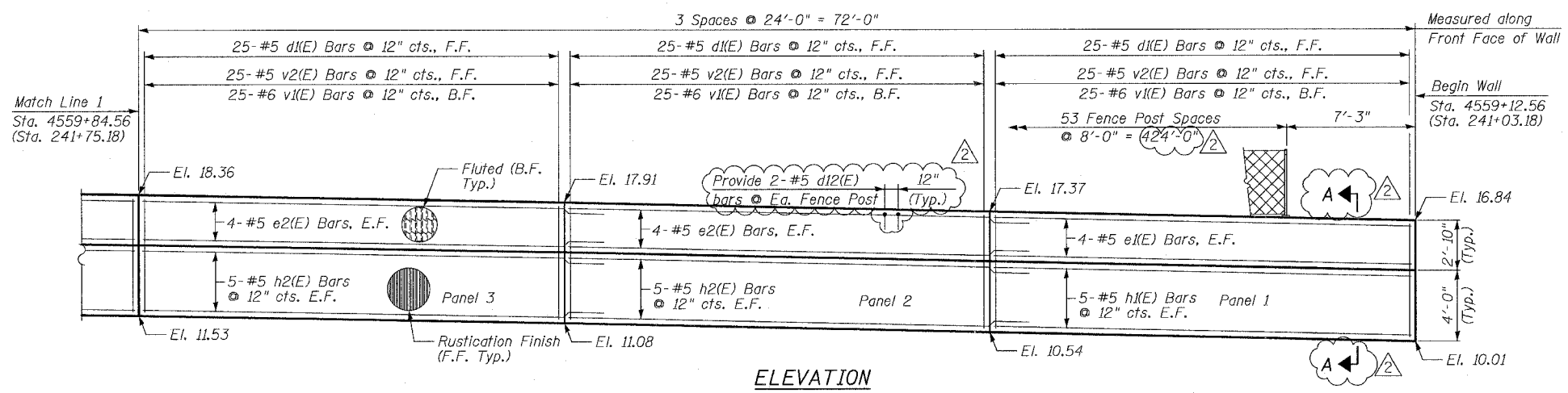
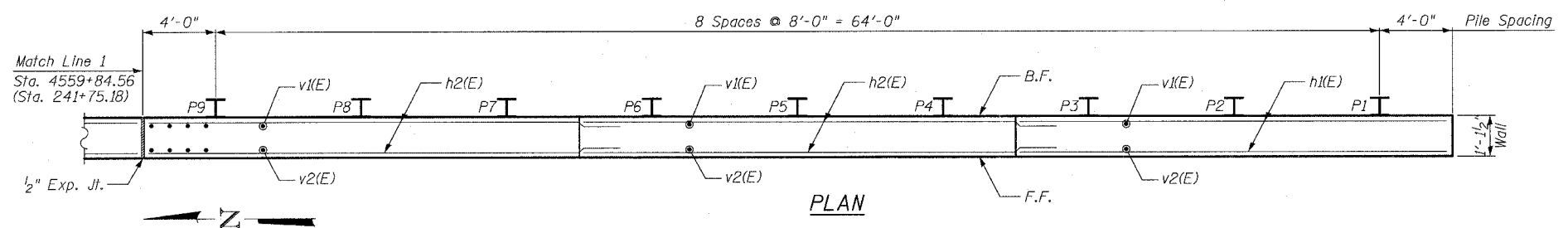


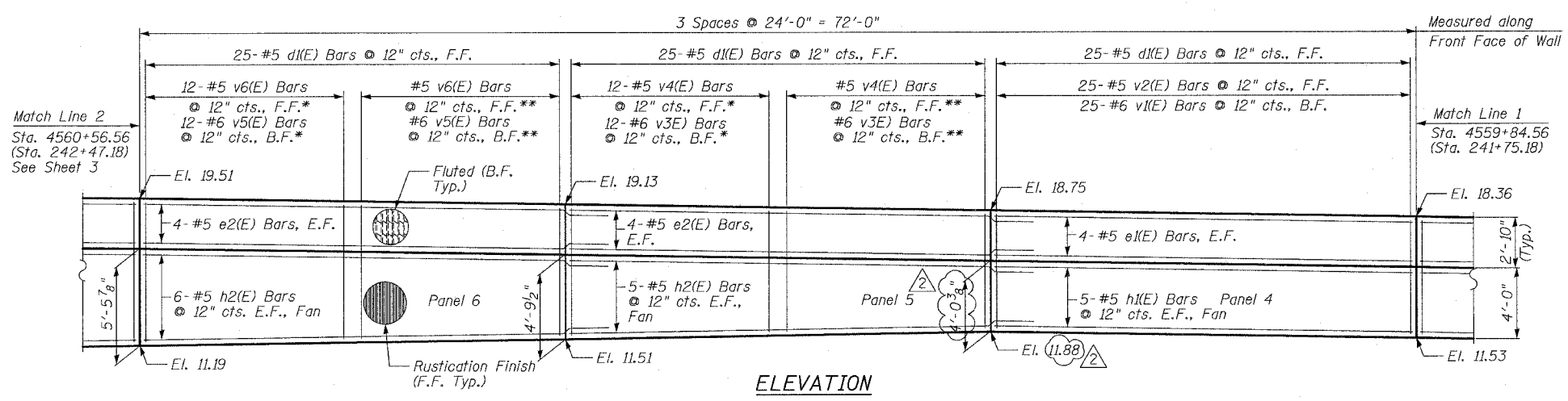
F.A.I.	SECTION	COUNTY	TOTAL SHEETS	SHEET NO.
94/90		COOK	565	398
STA.	TO STA.			
FED. ROAD DIST. NO.	ILLINOIS	FED. AID PROJECT		
62301	*(2021-922 PT2 ETC 2324.6-1P) R-10			



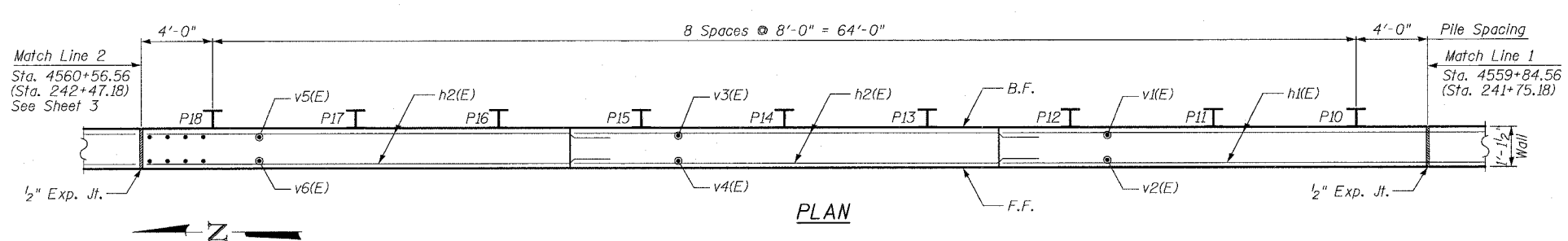
ELEVATION



PLAN



ELEVATION



PLAN

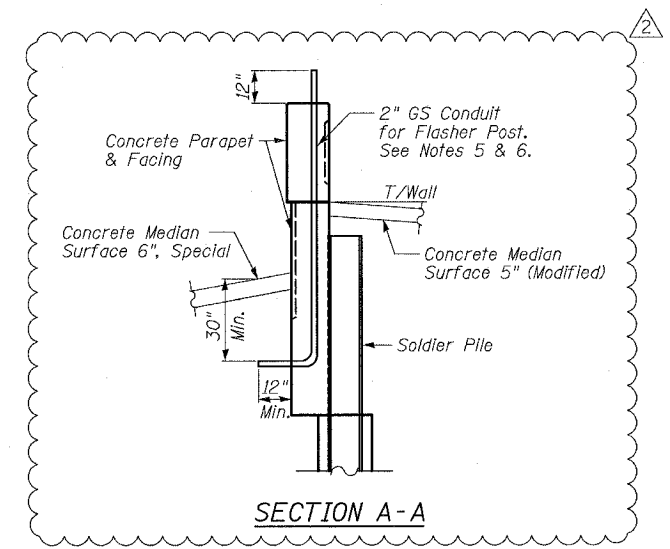
- NOTES:**
- Stations in parentheses are along @ La Salle St.
 - Facing in Plan Views is scaled 1:2 on an X:Y scale to show reinforcement.
 - See details for reinforcing bar clearances.
 - Eliminate Rustication on Front Face of Panel 1.
 - Cost of conduit and embedment shall be included with Concrete Structures.
 - Coordinate location with electrical contractor. Adjust rebar as required.

* Order bars full length and cut as indicated in cutting diagram.
 ** Remaining Bars from Cutting Diagram

F.F. - denotes Front Face
 B.F. - denotes Back Face
 E.F. - denotes Each Face

MIN BAR LAP

- #5 - 2'-2"
- #6 - 2'-7"



SECTION A-A

BOWMAN, BARRETT & ASSOCIATES INC.
 CONSULTING ENGINEERS
 Chicago, Illinois
 312.228.9100
 www.bbainc.com

REVISIONS	
NAME	DATE
REVISED	06/22/06
ADDENDUM 2	8/04/06

SHEET 2 OF 9
 ILLINOIS DEPARTMENT OF TRANSPORTATION
 F.A.I. 94/90 (DAN RYAN EXPRESSWAY)
 GARFIELD BLVD TO 31ST STREET (NB LOCAL LANES)
 RETAINING WALL N-43N-F
 WALL DETAILS 1
 SCALE: NTS
 DATE: JUNE 9, 2006
 DRAWN BY: MTR
 CHECKED BY: BLU