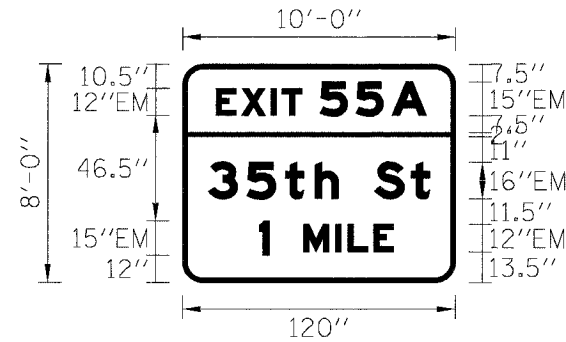


SIGN DETAIL
1:100



SIGN NUMBER	TIS4528+50
WIDTH x HGHT.	10'-0" x 8'-0"
BORDER WIDTH	2"
CORNER RADIUS	9"
MOUNTING	Ground Mount
BACKGROUND	TYPE: Reflective COLOR: Green
LEGEND/BORDER	TYPE: Reflective COLOR: White

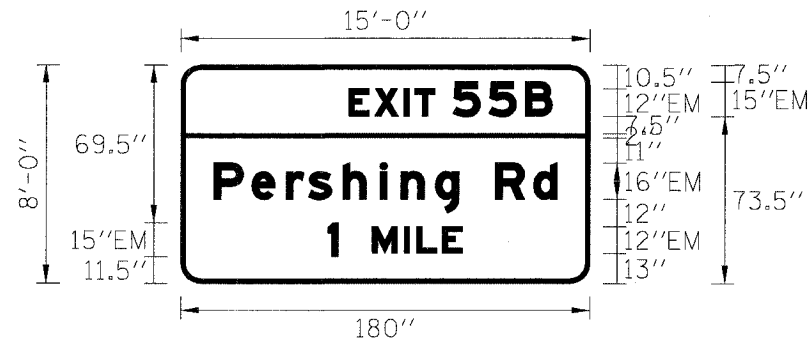
SYMBOL	X	Y	WID	HT

Panel Style:guide_exp_advance_b.ssi
Dimensions are in inches,tenths

Letter locations are panel edge to lower left corner

LETTER POSITIONS (X)													LENGTH	SERIESSIZE				
E	X	I	T	5	5	A												EM12,EM15
14.7	26	38.8	43.6	60.4	76.3	92.1												92.4
3	5	t	h		S	t												EM1612
11.4	28.2	45.2	58.2	68.5	84.5	100.6												97.3
1	M	I	L	E														EM15,EM12
33.6	53.2	67.3	72.8	84														59.1

SIGN DETAIL
1:100



SIGN NUMBER	TIS4515+00
WIDTH x HGHT.	15'-0" x 8'-0"
BORDER WIDTH	2"
CORNER RADIUS	9"
MOUNTING	Ground Mount
BACKGROUND	TYPE: Reflective COLOR: Green
LEGEND/BORDER	TYPE: Reflective COLOR:White

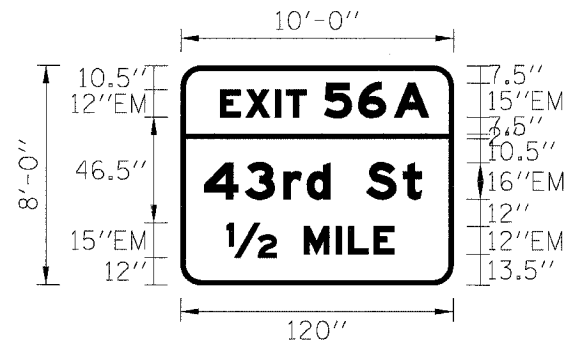
SYMBOL	X	Y	WID	HT

Panel Style:guide_exp_advance_b.ssi
Dimensions are in inches,tenths

Letter locations are panel edge to lower left corner

LETTER POSITIONS (X)													LENGTH	SERIESSIZE				
E	X	I	T	5	5	B												EM12,EM15
74	85.3	98.1	103	119.8	135.6	151.4												89.4
P	e	r	s	h	i	n	g		R	d								EM1612
14.6	31.2	46.5	56.3	71.4	87.6	96.9	112	122.3	138.3	155.2							150.8	
1	M	I	L	E														EM15,EM12
64.8	84.3	98.4	103.8	115.1														59.1

SIGN DETAIL
1:100



SIGN NUMBER	TIS4519+00
WIDTH x HGHT.	10'-0" x 8'-0"
BORDER WIDTH	2"
CORNER RADIUS	9"
MOUNTING	Ground Mount
BACKGROUND	TYPE: Reflective COLOR: Green
LEGEND/BORDER	TYPE: Reflective COLOR: White

SYMBOL	X	Y	WID	HT

Panel Style:guide_exp_advance_b.ssi
Dimensions are in inches,tenths

Letter locations are panel edge to lower left corner

LETTER POSITIONS (X)													LENGTH	SERIESSIZE				
E	X	I	T	5	6	A												EM12,EM15
17.4	28.7	41.5	46.3	63.1	78.2	94.1												91.7
4	3	r	d		S	t												EM1612
10.4	28.4	45.3	55.5	65.7	81.7	97.9												95.6
1	M	I	L	E														EM15,EM12
20.2	54.2	68.3	73.7	85														73.6

SGN-05

REVISIONS	
NAME	DATE

K&E KAM ENGINEERING, INC.
CONSULTING ENGINEERS
707A Davis Road, Suite 205
Elgin, Illinois 60123-1369

ILLINOIS DEPARTMENT OF TRANSPORTATION
F.A.I. 94/90 (DAN RYAN EXPRESSWAY)
31ST STREET TO 71ST STREET
NB EXPRESS LANE RECONSTRUCTION
TEMPORARY INFORMATION SIGNING
PANEL DETAILS

SCALE: NONE
DATE: 06-10-05
DRAWN BY: MD
CHECKED BY: MSA