

CONSTRUCT CURB RAMPs ACCORDING TO STANDARD 424001-06 PERPENDICULAR CURB RAMP FOR SIDEWALKS

CONSTRUCT CURB RAMPs ACCORDING TO STANDARD 424001-06 PERPENDICULAR CURB RAMP FOR SIDEWALKS








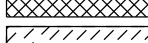
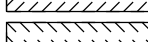



CONSTRUCT CURB RAMPs ACCORDING TO STANDARD 424001-06 PERPENDICULAR CURB RAMP FOR SIDEWALKS SEE DETAIL SHEET XX

SIGN SIGN

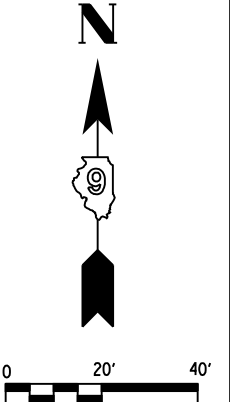
BILLBOARDS

MATCH EXISTING ELEVATION

ONLY

- LEGEND**
-  SIDEWALK
 -  HMA SHOULDERS, 8 INCH
 -  COMBINATION CONCRETE CURB & GUTTER, TYPE B-6.24
 -  COMBINATION CONCRETE CURB & GUTTER, TYPE B-6.12
 -  COMBINATION CONCRETE CURB & GUTTER, TYPE B-6.06
 -  CONCRETE MEDIAN SURFACE, 4 INCH
 -  PCC PAVEMENT 10", SUBBASE GRANULAR MATERIAL TYPE A, 6"
 -  FULL DEPTH HMA PAVEMENT 14.75", SUBBASE GRANULAR MATERIAL TYPE A, 8"
 -  CONCRETE MEDIAN, TYPE SB-6.06
 -  PCC DRIVEWAY PAVEMENT, 8 INCH
 -  COMBINATION CONCRETE CURB & GUTTER, TYPE B (SPECIAL)
 -  HMA RESURFACING, 1.5" HMA SURFACE, 1.75" HMA BINDER

NOTE:
PLACE DETECTABLE WARNINGS ON ALL CURB RAMPs SEE DETAIL SHEETS 141-144



FILE NAME =	USER NAME = \$USER\$	DESIGNED -	REVISED -
et:\pwork\pwork\kellykd\0184451\78203-sht-const.dgn		DRAWN -	REVISED -
	PLOT SCALE = 40.0000' / in.	CHECKED -	REVISED -
	PLOT DATE = 5/11/2012	DATE -	REVISED -

**STATE OF ILLINOIS
DEPARTMENT OF TRANSPORTATION**

PROPOSED CONSTRUCTION

SCALE: SHEET NO. OF SHEETS STA. TO STA.

F.A.P. RTE.	SECTION	COUNTY	TOTAL SHEETS	SHEET NO.
331	(1X-1)R-5,RS-3,N-5,TS-4	WILLIAMSON	288	86
CONTRACT NO. 78203			ILLINOIS FED. AID PROJECT	