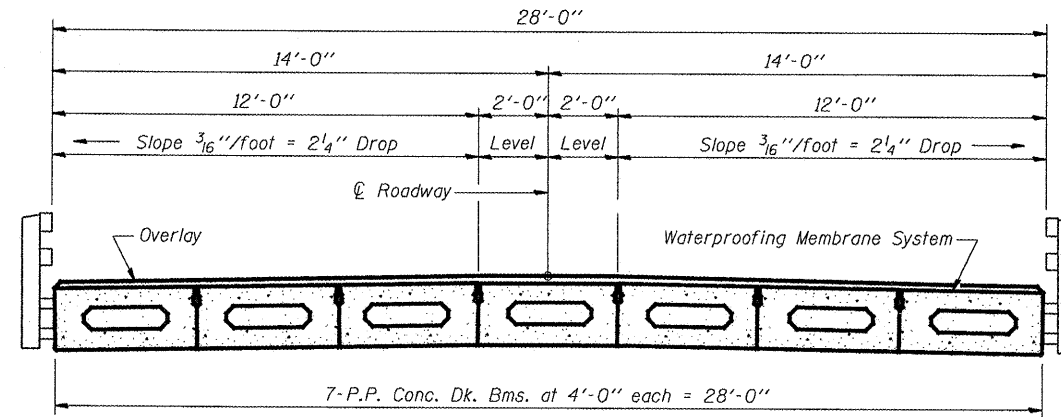


STATE OF ILLINOIS
DEPARTMENT OF TRANSPORTATION

ROUTE NO.	SECTION	COUNTY	TOTAL SHEETS	SHEET NO.
F.A.S. 863	*	RANDOLPH		6
FED. ROAD DIST. NO. 7	ILLINOIS	FED. AID PROJECT		
* 06-00039-05-BR				

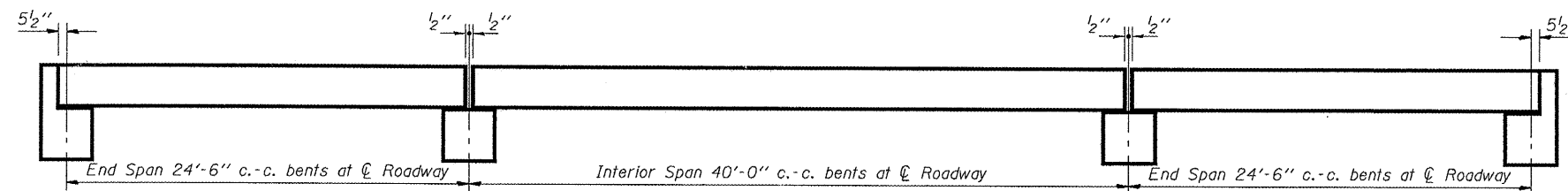
SHEET NO. 6
14 SHEETS



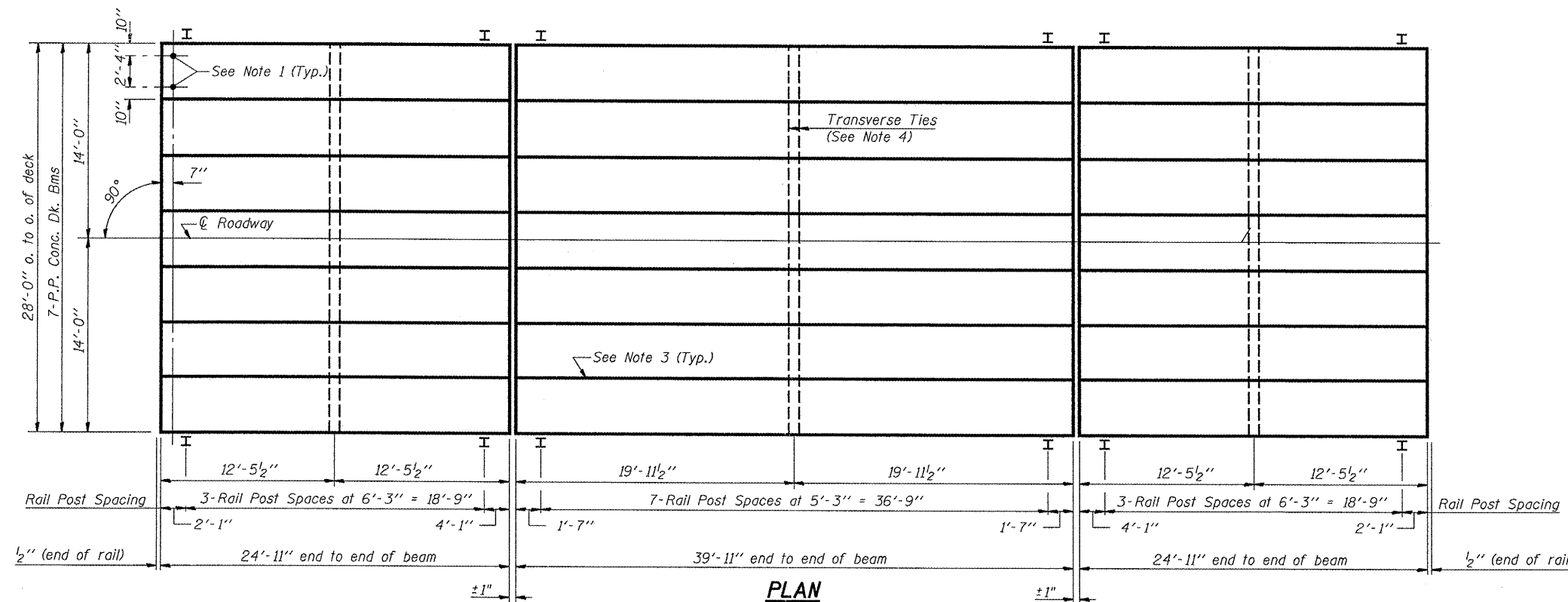
CROSS SECTION

NOTES

1. After beams have been erected, holes shall be drilled into substructure and anchor dowels placed. Dowel holes shall be filled with non-shrink grout to top of beam and allowed to cure min. 24 hrs. prior to grouting the shear keys.
2. Nominal 1" joint at ϕ Pier shall be filled with non-shrink grout.
3. Longitudinal keys shall be grouted.
4. The 1" ϕ rods in the transverse tie assembly shall be tightened to a snug fit and the threads set. Pockets that receive transverse tie bar outside shall be filled with grout after transverse tie assembly is in place.



ELEVATION



PLAN

17" X 48" PPC DECK BEAM
PLAN AND ELEVATION
STR. NO. 079-3195
F.A.S. ROUTE 863 OVER
COX CREEK DRAIN DITCH
SECTION 06-00039-05-BR
RANDOLPH COUNTY
STA. 47+16.90

DESIGNED	MJT
CHECKED	JSB
DRAWN	SMS
CHECKED	JSB

May 1, 2008
EXAMINED *A. Carl Perry*
ENGINEER OF STRUCTURAL SERVICES
PASSED *Ralph E. Anderson*
ENGINEER OF BRIDGES AND STRUCTURES