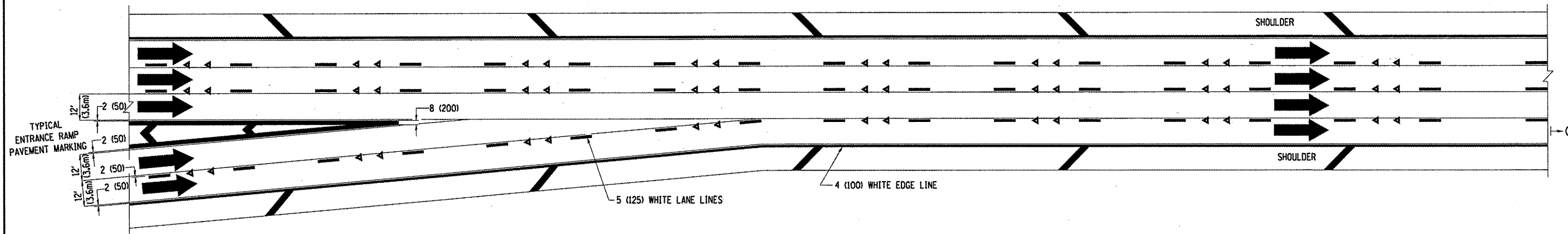
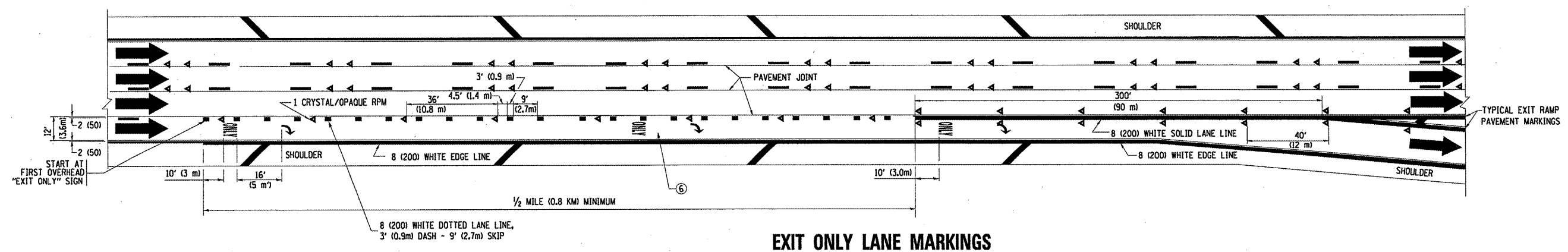


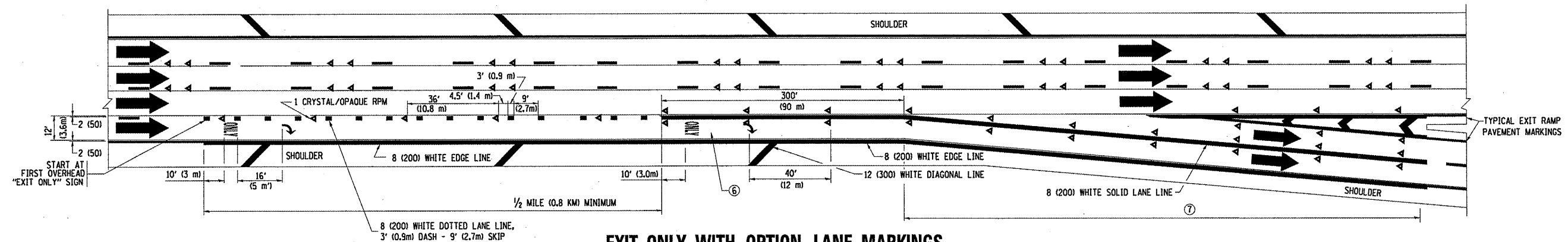
AUXILIARY LANE MARKINGS



TWO LANE ENTRANCE RAMP WITH MERGE MARKINGS



EXIT ONLY LANE MARKINGS



EXIT ONLY WITH OPTION LANE MARKINGS

- NOTES**
- ③ OMIT WHEN LENGTH OF AUXILIARY LANE IS LESS THAN 500' (150 m).
 - ④ 8-INCH WIDE DOTTED LANE LINE MARKINGS SHALL BE USED WHEN THE LENGTH OF THE AUXILIARY LANE IS 2 MILES OR LESS.
 - ⑤ FOR TWO-LANE ENTRANCE RAMP, IF RIGHT LANE ENDS, USE TYPICAL ENTRANCE RAMP PAVEMENT MARKINGS.
 - ⑥ ONLY AND ARROWS EQUALLY SPACED, 500' (150 m) MAXIMUM SPACING. FULL SIZE LETTERS AND ARROW SHALL BE USED.
 - ⑦ CONTINUE 8" SOLID LANE LINE THROUGH EXIT TO END OF PAVED GORE.

FILE NAME =	USER NAME = VelschkovVV	DESIGNED - D.W.S.	REVISED - D.W.S. 07-96	STATE OF ILLINOIS DEPARTMENT OF TRANSPORTATION	MULTI-LANE FREEWAY PAVEMENT MARKING DETAILS		F.A. RTE.	SECTION	COUNTY	TOTAL SHEETS	SHEET NO.	
es:\pwork\p\stdat\velschkovv\0259794\1stStd.dgn		DRAWN -	REVISED - J.A.F. 02-06		SCALE: NONE	SHEET NO. 2 OF 2 SHEETS	STA.	TO STA.	2011-002-PP	COOK	22	15
		CHECKED -	REVISED - S.P.B. 01-07						TC-12	CONTRACT NO. 60N90		
		DATE - 01-90	REVISED - S.P.B. 01-10						FED. ROAD DIST. NO. 1	ILLINOIS FED. AID PROJECT		