CONTROLLER SEQUENCE

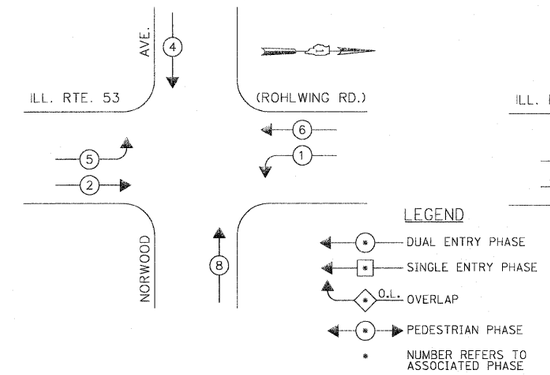

TEMPORARY PHASE DESIGNATION DIAGRAM

STAGES: PRE-STAGE, P1, P2, S3, AND AFTER PROPOSED GEOMETRICS ARE BUILT

CONTROLLER SEQUENCE

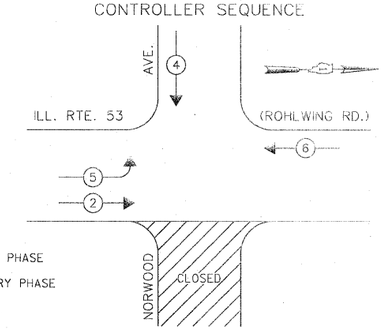

TEMPORARY PHASE DESIGNATION DIAGRAM

STAGE 1

CONTROLLER SEQUENCE

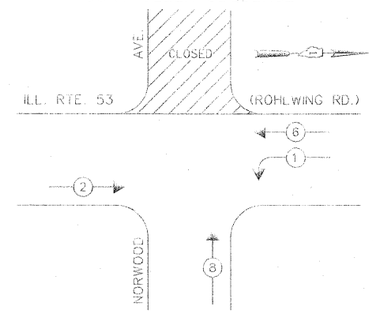

TEMPORARY PHASE DESIGNATION DIAGRAM

STAGE 2

EMERGENCY VEHICLE PREEMPTION SEQUENCE

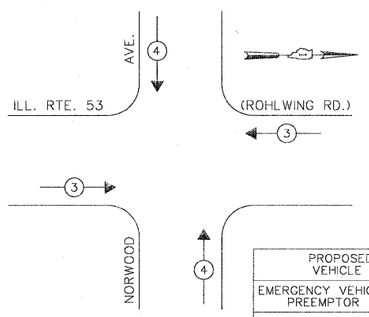

PROPOSED EMERGENCY VEHICLE PREEMPTORS		
EMERGENCY VEHICLE PREEMPTOR	3	4
MOVEMENT	← →	↓ ↑

STAGES: PRE-STAGE, P1, P2, S3, AND AFTER PROPOSED GEOMETRICS ARE BUILT

EMERGENCY VEHICLE PREEMPTION SEQUENCE

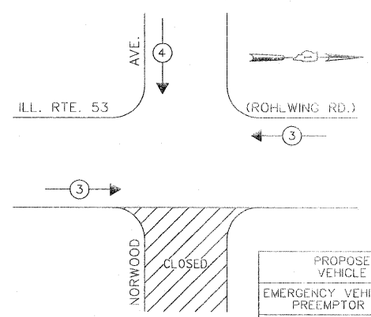

PROPOSED EMERGENCY VEHICLE PREEMPTORS		
EMERGENCY VEHICLE PREEMPTOR	3	4
MOVEMENT	← →	↓

STAGE 1

EMERGENCY VEHICLE PREEMPTION SEQUENCE

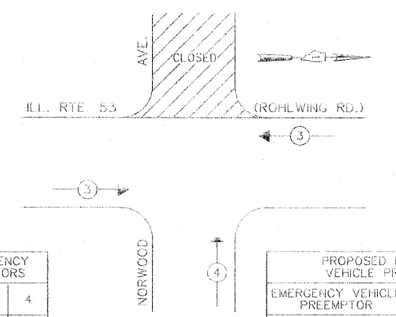

PROPOSED EMERGENCY VEHICLE PREEMPTORS		
EMERGENCY VEHICLE PREEMPTOR	3	4
MOVEMENT	← →	↑

STAGE 2

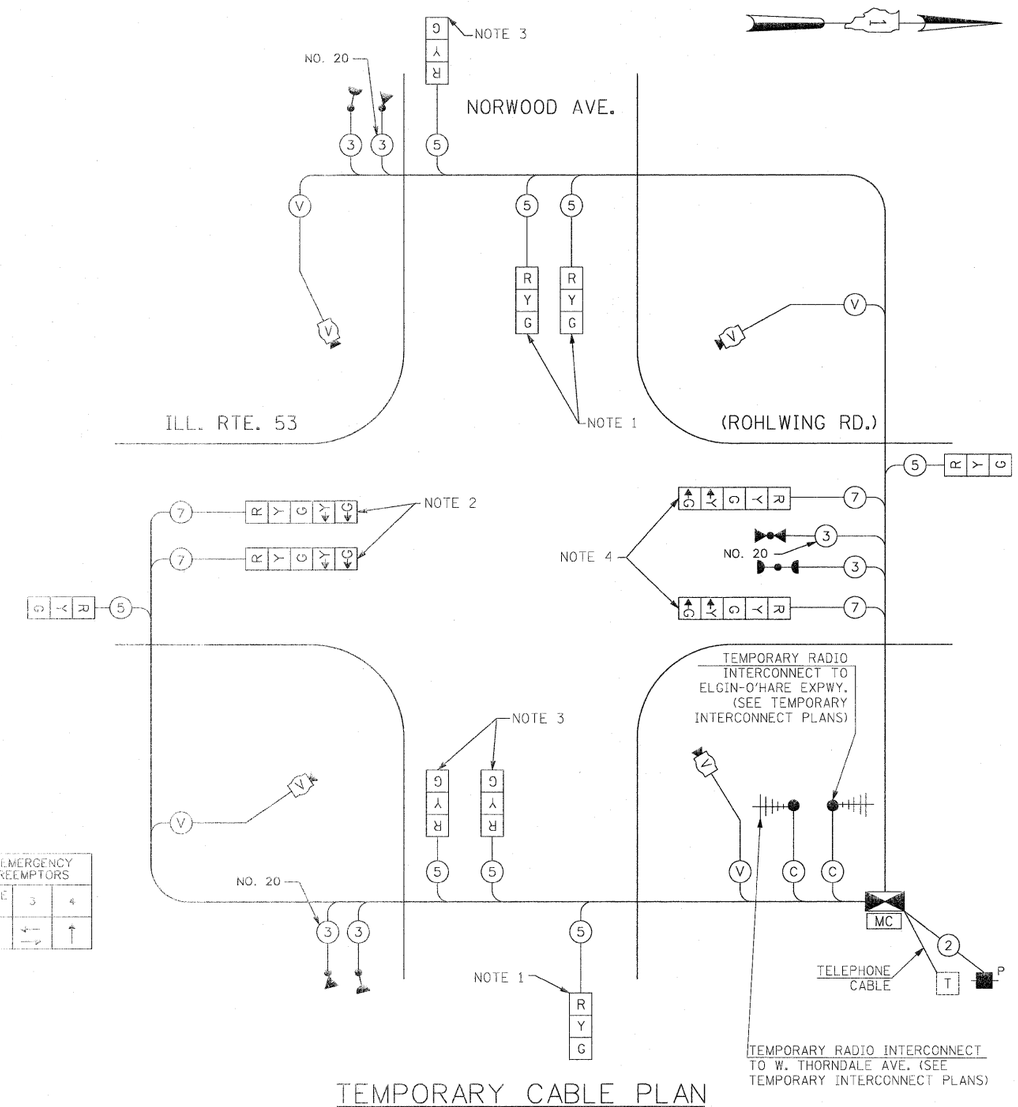

TEMPORARY CABLE PLAN

(NOT TO SCALE)

STAGES: PRE-STAGE, P1, P2, S1, S2, S3, AND AFTER PROPOSED GEOMETRICS ARE BUILT

I.D.O.T. TRAFFIC SIGNAL INSTALLATION ELECTRICAL SERVICE REQUIREMENTS					TOTAL WATTAGE
TYPE	NO LAMPS	WATTAGE INCAND.	WATTAGE LED	%OPERATION	
SIGNAL (RED)	12	135	17	0.50	102
(YELLOW)	12	135	25	0.25	75
(GREEN)	12	135	15	0.25	45
ARROW	8	135	12	0.10	9.6
PED. SIGNAL		90	25	1.00	
CONTROLLER	1	100	100	1.00	100
ILLUM. SIGN			25	0.05	
VIDEO SYSTEM	1	150		1.00	150
FLASHER				0.50	
ENERGY COSTS TO:				TOTAL =	481.6

VILLAGE OF ITASCA
550 WEST IRVING PARK ROAD
ITASCA, ILLINOIS 60143-1795

ENERGY SUPPLY CONTACT: CURTIS TOPPS
PHONE: (630) 691-4356
COMPANY: COMMONWEALTH EDISON

NOTE 1: THE SIGNAL HEADS FOR THE WESTBOUND TRAFFIC SHALL BE DISCONNECTED AND BAGGED DURING CONSTRUCTION STAGE 1 WHEN EAST LEG IS CLOSED TO TRAFFIC.

NOTE 2: THE GREEN AND YELLOW LEFT TURN ARROW INDICATIONS FOR SOUTHBOUND TO EASTBOUND TRAFFIC SHALL BE DISCONNECTED AND BAGGED DURING CONSTRUCTION STAGE 1.

NOTE 3: THE SIGNAL HEADS FOR THE EASTBOUND TRAFFIC SHALL BE DISCONNECTED AND BAGGED DURING CONSTRUCTION STAGE 2 WHEN WEST LEG IS CLOSED TO TRAFFIC.

NOTE 4: THE GREEN AND YELLOW LEFT TURN ARROW INDICATIONS FOR NORTHBOUND TO WESTBOUND TRAFFIC SHALL BE DISCONNECTED AND BAGGED DURING CONSTRUCTION STAGE 2.

A MASTER CONTROLLER WILL BE SUPPLIED AT THIS INTERSECTION, THE COST OF WHICH SHALL BE INCLUDED IN THE PAY ITEM "TEMPORARY TRAFFIC SIGNAL INSTALLATION".

THE TELEPHONE SERVICE MUST BE MAINTAINED AT THIS TEMPORARY TRAFFIC SIGNAL INSTALLATION. THIS ITEM OF WORK SHALL NOT BE PAID FOR SEPARATELY BUT SHALL BE INCIDENTAL TO THE PAY ITEM "TEMPORARY TRAFFIC SIGNAL INSTALLATION".

THE TRAFFIC SIGNAL CONTROL EQUIPMENT FOR THIS PROJECT SHALL BE "ECONOLITE" TO MATCH THE EXISTING ADJACENT SYSTEM.

Rev. 6-8-11

FILE NAME = $FILEL$	USER NAME = $USER$	DESIGNED - PKG	REVISED -
		DRAWN - MAA, EA	REVISED -
	PLOT SCALE = $SCALE$	CHECKED - PKG, EA	REVISED -
	PLOT DATE = $DATE$	DATE - 5/18/2011	REVISED -

STATE OF ILLINOIS
DEPARTMENT OF TRANSPORTATION

TEMPORARY CABLE PLAN, TEMPORARY PHASE DESIGNATION DIAGRAM
TEMPORARY EMERGENCY VEHICLE PREEMPTION SEQUENCE
ILLINOIS ROUTE 53 (ROHLWING RD.) AT NORWOOD AVE. PRE-STAGE, STAGE 1, STAGE 2, AND STAGE 3 (SHEET 4 OF 4).

SCALE: NONE | SHEET NO. OF SHEETS | STA. TO STA.

F.A.P. RTE.	SECTION	COUNTY	TOTAL SHEETS	SHEET NO.
2578	532B	DuPage	781	509
		CONTRACT NO. 60477		

FED. ROAD DIST. NO. - | ILLINOIS | FED. AID PROJECT