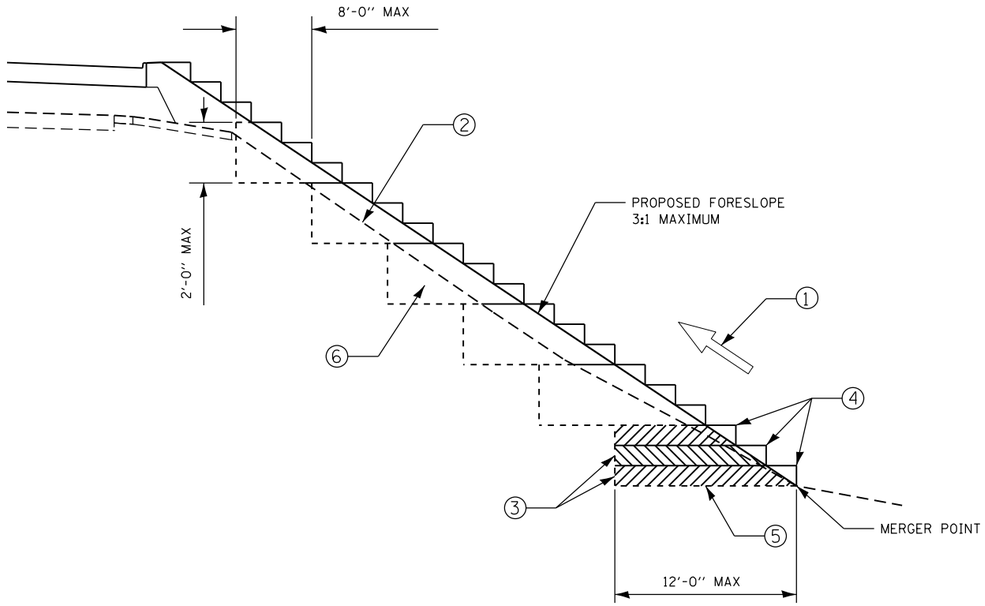

TYPICAL BENCHING FOR EMBANKMENT DETAIL

SCALE: NONE

① CONSTRUCT SUCCEEDING BENCH CUTS AND EMBANKMENT PLACEMENT AND COMPACTION FROM BOTTOM TO TOP IN STAIRSTEP FASHION.

② EXISTING FORESLOPE PREPARED IN ACCORDANCE WITH ARTICLE 205.03

③ BENCH CUT EXISTING FINAL SLOPE TYPICAL FOR EACH STEP.

④ TRIM TO FINAL SLOPE.

⑤ EQUAL 8-INCH LIFTS OF EMBANKMENT COMPACTED IN ACCORDANCE WITH ARTICLE 205.05 OF THE STANDARD SPECIFICATIONS.

⑥ EXCAVATION OF BENCH CUTS SHALL NOT BE PAID FOR DIRECTLY BUT SHALL BE CONSIDERED AS INCLUDED IN THE VARIOUS ITEMS OF EXCAVATION, AND THEIR CONSTRUCTION SHALL BE INCLUDED IN THE PRICES FOR THESE ITEMS.

⑦ SLOPES SHALL BE BENCHED ACCORDING TO THIS DETAIL WHEN THE SLOPE IS STEEPER THAN 4:1 AND THE HEIGHT IS GREATER THAN 5'.

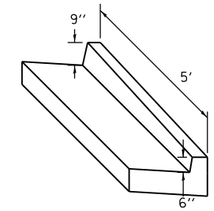

B–9.24 TO B–6.24 CURB TRANSITION

TO BE PAID FOR AS
COMBINATION CONCRETE CURB AND GUTTER
TYPE B-9.24

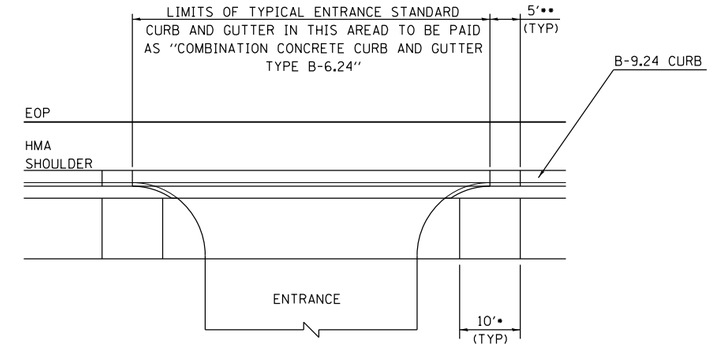

•TRANSITION SHARED USE PATH PROFILE AT 5% TIED TO BACK OF CURB

••B-9.24 TO B-6.24 CURB TRANSITION

B–9.24 CURB TRANSITION FOR ENTRANCES

STA 2070+89.96 RT
STA 2076+51.37 RT
STA 2135+30.00 RT
STA 2139+25.11 RT

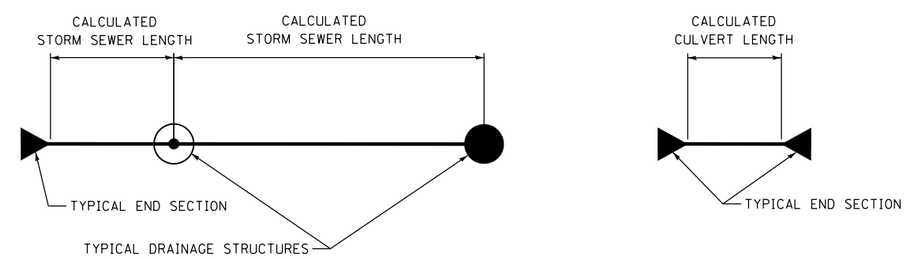

NOTES:

STORM SEWER LENGTHS BETWEEN STRUCTURES ARE CALCULATED FROM CENTER OF STRUCTURE TO CENTER OF STRUCTURE

WHEN ENDS SECTIONS ARE USED STORM SEWER LENGTHS ARE CALCULATED FROM CENTER OF STRUCTURE TO JUNCTION OF THE END SECTION AND STORM SEWER

ALL MANHOLES AND INLETS ARE TO BE CONCENTRIC UNLESS OTHERWISE SPECIFIED.

PIPE CULVERT LENGTHS ARE CALCULATED FROM THE JUNCTION OF END SECTION AND PIPE CULVERT TO JUNCTION OF END SECTION AND PIPE CULVERT

WHERE CLASS D PIPE CULVERTS ARE ALLOWED PIPE CULVERT LENGTHS ARE CALCULATED ASSUMING CMP

STORM SEWER AND PIPE CULVERT LENGTH CALCULATION DETAIL

LAST SAVED = 1/25/2013
PEN TABLE = VB-Half.tbl
PLOT DRIVER = pdfNOLAYERSbw.pltcfg

FILE NAME = I:\1001100_Phase II - 76817\Cad\T_Plans\299_D876817-sht-details.dgn	USER NAME = beriechmann	DESIGNED -	REVISED -
		DRAWN -	REVISED -
	PLOT SCALE = 100.0000 ' / in.	CHECKED -	REVISED -
	PLOT DATE = 1/25/2013 3:35:06 PM	DATE -	REVISED -

STATE OF ILLINOIS
DEPARTMENT OF TRANSPORTATION

HORNER & SHIFRIN, INC. ENGINEERS

MISCELLANEOUS DETAILS
BENCHING, B-9.24 TO B-6.24 CURB TRANSITION, B-9.24 CURB TRANSITION FOR ENTRANCES, CULVERT LENGTH DETAIL

SCALE: NONE | SHEET NO. 13 OF 22 SHEETS | STA. TO STA.

F.A.P. RTE.	SECTION	COUNTY	TOTAL SHEETS	SHEET NO.
312	68-WRS-1	MONROE	760	477
		CONTRACT NO. 76817		
	ILLINOIS	FED. AID PROJECT		