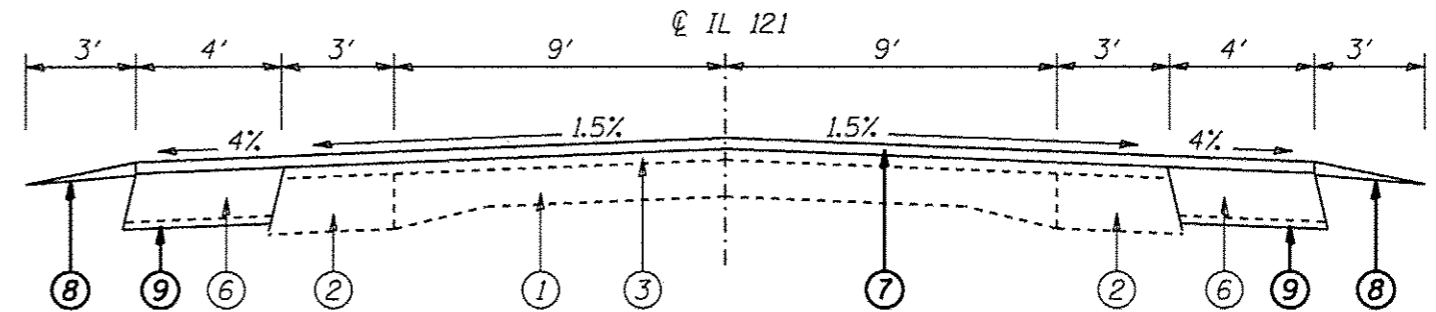
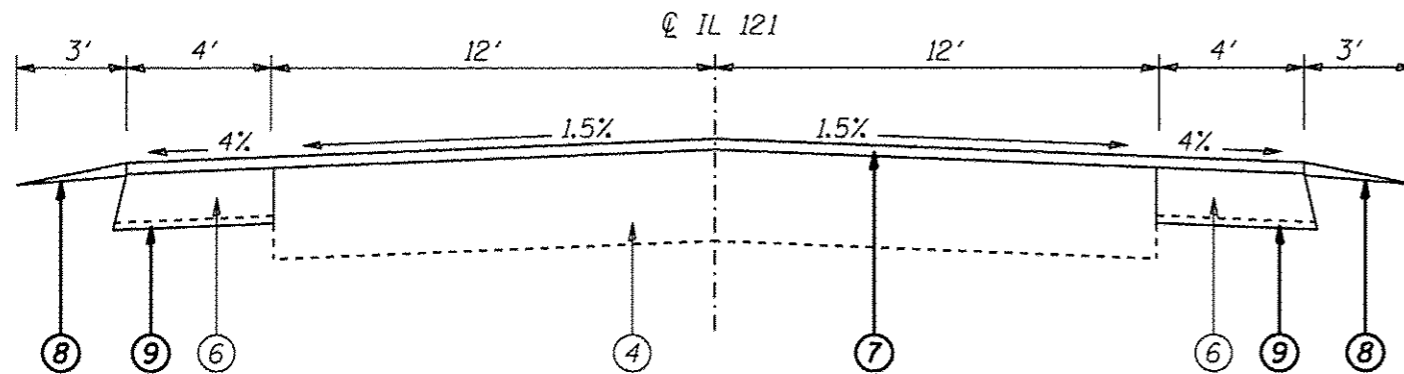


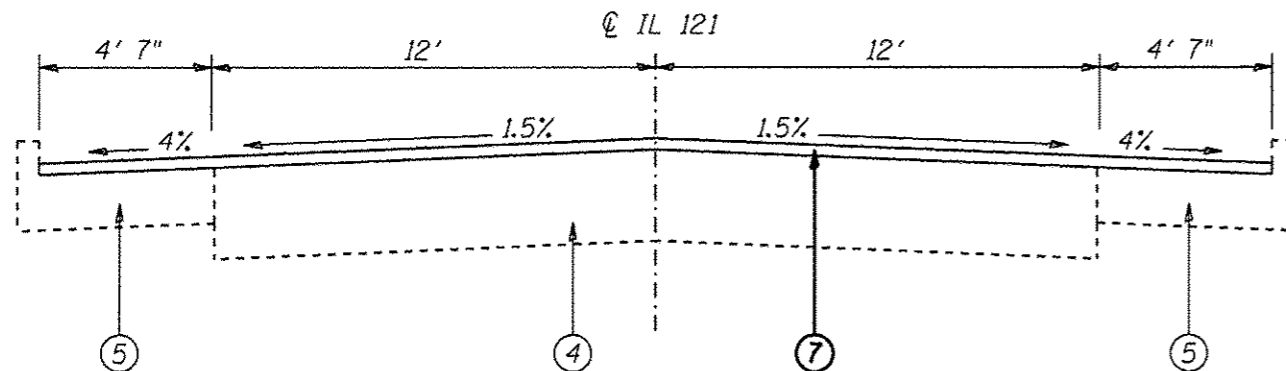
STA 273+63.00 TO STA 274+88.00
STA 283+61.00 TO STA 284+86.00



STA 274+88.00 TO STA 276+18.50
STA 282+30.50 TO STA 283+61.00



STA 276+18.50 TO STA 276+24.50
STA 282+24.50 TO STA 282+30.50



STA 276+24.50 TO STA 276+38.00
STA 282+11.00 TO STA 282+24.50
(STA 276+38.00 TO STA 282+11.00 = SN 054-0021)

- ① EXISTING PCC PAVEMENT (9-6-9)
- ② EXISTING PCC BASE COURSE WIDENING (8")
- ③ EXISTING HMA BINDER AND SURFACE OVERLAY (VARIABLE DEPTH)
- ④ EXISTING PCC BRIDGE APPROACH PAVEMENT (13")
- ⑤ EXISTING PCC BRIDGE APPROACH SHOULDER (10")
- ⑥ EXISTING HMA SHOULDERS (8")
- ⑦ PROPOSED HMA SURFACE COURSE (1-3/4")
- ⑧ PROPOSED AGGRAGATE WEDGE SHOULDER - TYPE B
- ⑨ PROPOSED BASE COURSE WIDENING (9")

TYPICAL SECTIONS
FAP 320 (IL 121)
SECTION (117) I-2
LOGAN COUNTY