

# 182

**Letting June 13, 2025**

## **Notice to Bidders, Specifications and Proposal**



**Contract No. 99751  
ALEXANDER County  
Section 23-00087-00-RS  
Route FAS 941 (Ullin Road)  
Project C30P-524 ()  
District 9 Construction Funds**

Plans Included  
Herein

Prepared by

Checked by

F

(Printed by authority of the State of Illinois)



## **NOTICE TO BIDDERS**

- 1. TIME AND PLACE OF OPENING BIDS.** Electronic bids are to be submitted to the electronic bidding system (iCX-Integrated Contractors Exchange). All bids must be submitted to the iCX system prior to 12:00 p.m. June 13, 2025 at which time the bids will be publicly opened from the iCX SecureVault.
- 2. DESCRIPTION OF WORK.** The proposed improvement is identified and advertised for bids in the Invitation for Bids as:

**Contract No. 99751  
ALEXANDER County  
Section 23-00087-00-RS  
Project C30P-524 ()  
Route FAS 941 (Ullin Road)  
District 9 Construction Funds**

**Resurfacing on Ullin Road from IL 127 to the Pulaski County line.**

- 3. INSTRUCTIONS TO BIDDERS.** (a) This Notice, the invitation for bids, proposal and letter of award shall, together with all other documents in accordance with Article 101.09 of the Standard Specifications for Road and Bridge Construction, become part of the contract. Bidders are cautioned to read and examine carefully all documents, to make all required inspections, and to inquire or seek explanation of the same prior to submission of a bid.  
  
(b) State law, and, if the work is to be paid wholly or in part with Federal-aid funds, Federal law requires the bidder to make various certifications as a part of the proposal and contract. By execution and submission of the proposal, the bidder makes the certification contained therein. A false or fraudulent certification shall, in addition to all other remedies provided by law, be a breach of contract and may result in termination of the contract.
- 4. AWARD CRITERIA AND REJECTION OF BIDS.** This contract will be awarded to the lowest responsive and responsible bidder considering conformity with the terms and conditions established by the Department in the rules, Invitation for Bids and contract documents. The issuance of plans and proposal forms for bidding based upon a prequalification rating shall not be the sole determinant of responsibility. The Department reserves the right to determine responsibility at the time of award, to reject any or all proposals, to re-advertise the proposed improvement, and to waive technicalities.

By Order of the  
Illinois Department of Transportation

Gia Biagi,  
Acting Secretary

INDEX  
FOR  
SUPPLEMENTAL SPECIFICATIONS  
AND RECURRING SPECIAL PROVISIONS

Adopted January 1, 2025

This index contains a listing of SUPPLEMENTAL SPECIFICATIONS, frequently used RECURRING SPECIAL PROVISIONS, and LOCAL ROADS AND STREETS RECURRING SPECIAL PROVISIONS.

ERRATA    Standard Specifications for Road and Bridge Construction                      (Adopted 1-1-22) (Revised 1-1-25)

SUPPLEMENTAL SPECIFICATIONS

| <u>Std. Spec. Sec.</u>                              | <u>Page No.</u> |
|---|-----------------|
| 202 Earth and Rock Excavation .....                 | 1               |
| 204 Borrow and Furnished Excavation.....            | 2               |
| 207 Porous Granular Embankment .....                | 3               |
| 211 Topsoil and Compost .....                       | 4               |
| 406 Hot-Mix Asphalt Binder and Surface Course ..... | 5               |
| 407 Hot-Mix Asphalt Pavement (Full-Depth) .....     | 7               |
| 420 Portland Cement Concrete Pavement .....         | 8               |
| 502 Excavation for Structures .....                 | 9               |
| 509 Metal Railings .....                            | 10              |
| 540 Box Culverts .....                              | 11              |
| 542 Pipe Culverts .....                             | 31              |
| 550 Storm Sewers .....                              | 40              |
| 586 Granular Backfill for Structures .....          | 47              |
| 630 Steel Plate Beam Guardrail .....                | 48              |
| 632 Guardrail and Cable Road Guard Removal .....    | 49              |
| 644 High Tension Cable Median Barrier .....         | 50              |
| 665 Woven Wire Fence .....                          | 51              |
| 701 Work Zone Traffic Control and Protection .....  | 52              |
| 781 Raised Reflective Pavement Markers .....        | 54              |
| 782 Reflectors .....                                | 55              |
| 801 Electrical Requirements .....                   | 57              |
| 821 Roadway Luminaires .....                        | 60              |
| 1003 Fine Aggregates .....                          | 61              |
| 1004 Coarse Aggregates .....                        | 62              |
| 1010 Finely Divided Minerals .....                  | 63              |
| 1020 Portland Cement Concrete .....                 | 64              |
| 1030 Hot-Mix Asphalt .....                          | 67              |
| 1040 Drain Pipe, Tile, and Wall Drain .....         | 68              |
| 1061 Waterproofing Membrane System .....            | 69              |
| 1067 Luminaire .....                                | 70              |
| 1097 Reflectors .....                               | 77              |
| 1102 Hot-Mix Asphalt Equipment .....                | 78              |

## RECURRING SPECIAL PROVISIONS

The following RECURRING SPECIAL PROVISIONS indicated by an "X" are applicable to this contract and are included by reference:

| <u>CHECK SHEET #</u> |  | <u>PAGE NO.</u> |
|----------------------|--|-----------------|
| 1                    | <input checked="" type="checkbox"/> Additional State Requirements for Federal-Aid Construction Contracts ..... | 79              |
| 2                    | <input checked="" type="checkbox"/> Subletting of Contracts (Federal-Aid Contracts) .....                      | 82              |
| 3                    | <input checked="" type="checkbox"/> EEO .....  | 83              |
| 4                    | <input type="checkbox"/> Specific EEO Responsibilities Non Federal-Aid Contracts .....                         | 93              |
| 5                    | <input type="checkbox"/> Required Provisions - State Contracts .....   | 98              |
| 6                    | <input type="checkbox"/> Asbestos Bearing Pad Removal .....  | 104             |
| 7                    | <input type="checkbox"/> Asbestos Waterproofing Membrane and Asbestos HMA Surface Removal .....                | 105             |
| 8                    | <input type="checkbox"/> Temporary Stream Crossings and In-Stream Work Pads .....                              | 106             |
| 9                    | <input type="checkbox"/> Construction Layout Stakes .....  | 107             |
| 10                   | <input type="checkbox"/> Use of Geotextile Fabric for Railroad Crossing .....                                  | 110             |
| 11                   | <input type="checkbox"/> Subsealing of Concrete Pavements .....  | 112             |
| 12                   | <input type="checkbox"/> Hot-Mix Asphalt Surface Correction .....  | 116             |
| 13                   | <input type="checkbox"/> Pavement and Shoulder Resurfacing .....   | 118             |
| 14                   | <input type="checkbox"/> Patching with Hot-Mix Asphalt Overlay Removal .....                                   | 119             |
| 15                   | <input type="checkbox"/> Polymer Concrete .....  | 121             |
| 16                   | <b>Reserved</b> .....  | 123             |
| 17                   | <input type="checkbox"/> Bicycle Racks .....   | 124             |
| 18                   | <input type="checkbox"/> Temporary Portable Bridge Traffic Signals .....                                       | 126             |
| 19                   | <input type="checkbox"/> Nighttime Inspection of Roadway Lighting .....  | 128             |
| 20                   | <input type="checkbox"/> English Substitution of Metric Bolts .....  | 129             |
| 21                   | <input type="checkbox"/> Calcium Chloride Accelerator for Portland Cement Concrete .....                       | 130             |
| 22                   | <input type="checkbox"/> Quality Control of Concrete Mixtures at the Plant .....                               | 131             |
| 23                   | <input type="checkbox"/> Quality Control/Quality Assurance of Concrete Mixtures .....                          | 139             |
| 24                   | <b>Reserved</b> .....  | 155             |
| 25                   | <b>Reserved</b> .....  | 156             |
| 26                   | <input type="checkbox"/> Temporary Raised Pavement Markers .....   | 157             |
| 27                   | <input type="checkbox"/> Restoring Bridge Approach Pavements Using High-Density Foam .....                     | 158             |
| 28                   | <input type="checkbox"/> Portland Cement Concrete Inlay or Overlay .....                                       | 161             |
| 29                   | <input type="checkbox"/> Portland Cement Concrete Partial Depth Hot-Mix Asphalt Patching .....                 | 165             |
| 30                   | <input type="checkbox"/> Longitudinal Joint and Crack Patching .....   | 168             |
| 31                   | <input type="checkbox"/> Concrete Mix Design – Department Provided .....                                       | 170             |
| 32                   | <input type="checkbox"/> Station Numbers in Pavements or Overlays .....  | 171             |

## LOCAL ROADS AND STREETS RECURRING SPECIAL PROVISIONS

### Table of Contents

| <u>CHECK SHEET #</u> |   | <u>PAGE NO.</u> |
|----------------------|---|-----------------|
| LRS 1                | <b>Reserved</b>   | 173             |
| LRS 2                | <input type="checkbox"/> Furnished Excavation                                       | 174             |
| LRS 3                | <input checked="" type="checkbox"/> Work Zone Traffic Control Surveillance          | 175             |
| LRS 4                | <input checked="" type="checkbox"/> Flaggers in Work Zones                          | 176             |
| LRS 5                | <input type="checkbox"/> Contract Claims  | 177             |
| LRS 6                | <input type="checkbox"/> Bidding Requirements and Conditions for Contract Proposals | 178             |
| LRS 7                | <input type="checkbox"/> Bidding Requirements and Conditions for Material Proposals | 184             |
| LRS 8                | <b>Reserved</b>   | 190             |
| LRS 9                | <input type="checkbox"/> Bituminous Surface Treatments                              | 191             |
| LRS 10               | <b>Reserved</b>   | 195             |
| LRS 11               | <input type="checkbox"/> Employment Practices                                       | 196             |
| LRS 12               | <input type="checkbox"/> Wages of Employees on Public Works                         | 198             |
| LRS 13               | <input type="checkbox"/> Selection of Labor   | 200             |
| LRS 14               | <input type="checkbox"/> Paving Brick and Concrete Paver Pavements and Sidewalks    | 201             |
| LRS 15               | <input type="checkbox"/> Partial Payments   | 204             |
| LRS 16               | <input type="checkbox"/> Protests on Local Lettings                                 | 205             |
| LRS 17               | <input type="checkbox"/> Substance Abuse Prevention Program                         | 206             |
| LRS 18               | <input type="checkbox"/> Multigrade Cold Mix Asphalt                                | 207             |
| LRS 19               | <input type="checkbox"/> Reflective Crack Control Treatment                         | 208             |

23-00087-00-RS

## INDEX OF SPECIAL PROVISIONS

| Item   | Page No. |
|--|----------|
| References.....  | 1        |
| Description of Work.....   | 1        |
| Traffic Control.....   | 1        |
| Traffic Control and Protection (Special).....  | 2        |
| Aggregate Shoulders, Type B.....   | 2        |
| CIR-FDR Emulsified Asphalt.....  | 2        |
| Pavement Joints.....   | 2        |
| Surface Profile Milling.....   | 3        |
| Trackless Tack Coat.....   | 3        |
| Bituminous Concrete Mix Design.....  | 3        |
| LR 107-4 Special Provision for Insurance.....  | 4        |
| LR 400-5 Special Provision for Cold-In-Place Recycling (CIR).....<br>with Emulsified Asphalt                         | 5-13     |
| LR 403-1 Surface Profile Milling of Existing, Recycled, or .....<br>Reclaimed Flexible Pavement                      | 14-15    |
| LR 1000-1 Cold-In-Place Recycling (CIR) and Full Depth .....<br>Reclamation (FDR) with Emulsified Asphalt Procedures | 16-22    |
| LR 1030-2 Special Provision for Local QC/QA.....   | 23-24    |
| LR 1032-1 Emulsified Asphalts.....   | 25-27    |
| Alexander County, IL – Ullin Road Sampling Report.....   | 28-42    |

## BDE SPECIAL PROVISIONS

The following special provisions indicated by an "X" are applicable to this contract. An \* indicates a new or revised special provision for the letting.

| <u>File Name</u> | <u>Pg.</u> | <u>Special Provision Title</u>  | <u>Effective</u> | <u>Revised</u> |
|------------------|------------|---|------------------|----------------|
| 80099            |            | <input type="checkbox"/> Accessible Pedestrian Signals (APS)  | April 1, 2003    | Jan. 1, 2022   |
| 80274            |            | <input type="checkbox"/> Aggregate Subgrade Improvement   | April 1, 2012    | April 1, 2022  |
| 80192            |            | <input type="checkbox"/> Automated Flagger Assistance Device  | Jan. 1, 2008     | April 1, 2023  |
| 80173            |            | <input type="checkbox"/> Bituminous Materials Cost Adjustments  | Nov. 2, 2006     | Aug. 1, 2017   |
| 80426            |            | <input type="checkbox"/> Bituminous Surface Treatment with Fog Seal                                   | Jan. 1, 2020     | Jan. 1, 2022   |
| 80241            |            | <input type="checkbox"/> Bridge Demolition Debris   | July 1, 2009     |                |
| 50531            |            | <input type="checkbox"/> Building Removal   | Sept. 1, 1990    | Aug. 1, 2022   |
| 50261            |            | <input type="checkbox"/> Building Removal with Asbestos Abatement                                     | Sept. 1, 1990    | Aug. 1, 2022   |
| 80460            | 43         | <input checked="" type="checkbox"/> Cement, Finely Divided Minerals, Admixtures, Concrete, and Mortar | Jan. 1, 2025     |                |
| 80384            | 54         | <input checked="" type="checkbox"/> Compensable Delay Costs   | June 2, 2017     | April 1, 2019  |
| 80198            |            | <input type="checkbox"/> Completion Date (via calendar days)  | April 1, 2008    |                |
| 80199            |            | <input type="checkbox"/> Completion Date (via calendar days) Plus Working Days                        | April 1, 2008    |                |
| 80461            |            | <input type="checkbox"/> Concrete Barrier   | Jan. 1, 2025     |                |
| 80453            |            | <input type="checkbox"/> Concrete Sealer  | Nov. 1, 2023     |                |
| 80261            |            | <input type="checkbox"/> Construction Air Quality – Diesel Retrofit                                   | June 1, 2010     | Jan. 1, 2025   |
| * 80029          | 58         | <input checked="" type="checkbox"/> Disadvantaged Business Enterprise Participation                   | Sept. 1, 2000    | Jan. 2, 2025   |
| 80229            |            | <input type="checkbox"/> Fuel Cost Adjustment   | April 1, 2009    | Aug. 1, 2017   |
| 80452            |            | <input type="checkbox"/> Full Lane Sealant Waterproofing System                                       | Nov. 1, 2023     |                |
| 80447            |            | <input type="checkbox"/> Grading and Shaping Ditches  | Jan 1, 2023      |                |
| 80433            |            | <input type="checkbox"/> Green Preformed Thermoplastic Pavement Markings                              | Jan. 1, 2021     | Jan. 1, 2022   |
| 80456            | 61         | <input checked="" type="checkbox"/> Hot-Mix Asphalt   | Jan. 1, 2024     | Jan. 1, 2025   |
| 80446            | 63         | <input checked="" type="checkbox"/> Hot-Mix Asphalt – Longitudinal Joint Sealant                      | Nov. 1, 2022     | Aug. 1, 2023   |
| 80438            |            | <input type="checkbox"/> Illinois Works Apprenticeship Initiative – State Funded Contracts            | June 2, 2021     | April 2, 2024  |
| 80450            |            | <input type="checkbox"/> Mechanically Stabilized Earth Retaining Walls                                | Aug. 1, 2023     |                |
| * 80464          | 65         | <input checked="" type="checkbox"/> Pavement Marking Inspection                                       | April 1, 2025    |                |
| 80441            | 66         | <input checked="" type="checkbox"/> Performance Graded Asphalt Binder                                 | Jan 1, 2023      |                |
| 80459            |            | <input type="checkbox"/> Preformed Plastic Pavement Marking   | June 2, 2024     |                |
| 34261            |            | <input type="checkbox"/> Railroad Protective Liability Insurance                                      | Dec. 1, 1986     | Jan. 1, 2022   |
| 80455            | 71         | <input checked="" type="checkbox"/> Removal and Disposal of Regulated Substances                      | Jan. 1, 2024     | April 1, 2024  |
| 80445            |            | <input type="checkbox"/> Seeding  | Nov. 1, 2022     |                |
| 80457            | 73         | <input checked="" type="checkbox"/> Short Term and Temporary Pavement Markings                        | April 1, 2024    | April 2, 2024  |
| * 80462          |            | <input type="checkbox"/> Sign Panels and Appurtenances  | Jan. 1, 2025     | April 1, 2025  |
| 80448            | 77         | <input checked="" type="checkbox"/> Source of Supply and Quality Requirements                         | Jan. 2, 2023     |                |
| 80340            |            | <input type="checkbox"/> Speed Display Trailer  | April 2, 2014    | Jan. 1, 2022   |
| 80127            |            | <input type="checkbox"/> Steel Cost Adjustment  | April 2, 2004    | Jan. 1, 2022   |
| 80397            | 78         | <input checked="" type="checkbox"/> Subcontractor and DBE Payment Reporting                           | April 2, 2018    |                |
| 80391            | 79         | <input checked="" type="checkbox"/> Subcontractor Mobilization Payments                               | Nov. 2, 2017     | April 1, 2019  |
| * 80463          | 80         | <input checked="" type="checkbox"/> Submission of Bidders List Information                            | Jan. 2, 2025     | Mar. 2, 2025   |
| 80437            | 81         | <input checked="" type="checkbox"/> Submission of Payroll Records                                     | April 1, 2021    | Nov. 2, 2023   |
| 80435            |            | <input type="checkbox"/> Surface Testing of Pavements – IRI   | Jan. 1, 2021     | Jan. 1, 2023   |
| * 80465          | 83         | <input checked="" type="checkbox"/> Surveying Services  | April 1, 2025    |                |
| * 80466          |            | <input type="checkbox"/> Temporary Rumble Strips  | April 1, 2025    |                |
| 20338            |            | <input type="checkbox"/> Training Special Provisions  | Oct. 15, 1975    | Sept. 2, 2021  |
| 80429            |            | <input type="checkbox"/> Ultra-Thin Bonded Wearing Course   | April 1, 2020    | Jan. 1, 2022   |
| 80439            | 84         | <input checked="" type="checkbox"/> Vehicle and Equipment Warning Lights                              | Nov. 1, 2021     | Nov. 1, 2022   |
| 80458            |            | <input type="checkbox"/> Waterproofing Membrane System  | Aug. 1, 2024     |                |
| * 80302          | 85         | <input checked="" type="checkbox"/> Weekly DBE Trucking Reports                                       | June 2, 2012     | Jan. 2, 2025   |
| 80454            |            | <input type="checkbox"/> Wood Sign Support  | Nov. 1, 2023     |                |
| 80427            | 86         | <input checked="" type="checkbox"/> Work Zone Traffic Control Devices                                 | Mar. 2, 2020     | Jan. 1, 2025   |
| 80071            | 88         | <input checked="" type="checkbox"/> Working Days  | Jan. 1, 2002     |                |

**STATE OF ILLINOIS**  
**SPECIAL PROVISIONS**

The following special provisions supplement the "Standard Specifications for Road and Bridge Construction", adopted January 1, 2022, the latest edition of the MUTCD and "Illinois Manual on Uniform Traffic Control Devices for Streets and Highways", and the "Manual of Test Procedures for Materials" in effect on the date of invitation for bids, and the "Supplemental Specifications and Recurring Special Provisions" indicated on the Check Sheet included herein which apply to and govern the proposed improvement of FAS 941, Project C30P(524), Section 23-00087-00-RS in Alexander County and in case of conflict with any part or parts of said specifications, the said Special Provisions shall take precedence and shall govern.

**DESCRIPTION OF WORK:**

This work includes the partial depth Cold-In-Place pavement recycling of the existing pavement along with hot mix overlay and aggregate shoulder wedge on 1.6 miles of FAS 941 (Ullin Road) in Alexander County.

**TRAFFIC CONTROL:**

The contractor will be required to maintain one-way traffic during the construction of the proposed project. Traffic control shall be in accordance with the applicable sections of the Standard Specifications for Road and Bridge Construction, the applicable guidelines contained in the Illinois Manual on Uniform Traffic Control Devices for Streets and Highways, any special plan details, these special provisions, the Highway Standards, and the TRAFFIC CONTROL PLAN (SPECIAL) special provision contained herein.

At the preconstruction meeting, the contractor shall furnish the name of the individual in his direct employ who is to be responsible for the installation and maintenance of the traffic control on this project. If the actual installation and maintenance are to be accomplished by a subcontractor, consent shall be requested of the Engineer at the time of the preconstruction meeting in accordance with Article 108.01 of the "Standard Specifications". This shall not relieve the contractor of the foregoing requirement for a responsible individual in his direct employ. The Department will provide the contractor the name of its representative who will be responsible for the administration of the Traffic Control Plan.

Special attention is called to Article 107.09 and 107.14 of the Standard Specifications and the following Highway Standards: 701001, 701006, 701011, 701201, 701301, 701306, 701311, and 701901.

Side-road flaggers will be required at all side roads that fall within the lane closure area as shown on Highway Standard 701306. No additional compensation will be allowed to comply with this requirement.

Following initial paving operations and up until permanent pavements markings are applied, the contractor will be required to temporarily sign all no-passing zone requirements.

During hours of darkness, lane closures will not be permitted, and the contractor will be required to remove all equipment and materials from the roadway.



**TRAFFIC CONTROL AND PROTECTION, (SPECIAL)**

This work shall include installation, maintenance, and removal of all traffic control to rehabilitate Ullin Road in accordance with Section 701 and as shown in the plans. Items shall include, but not limited to, the signing, drums, barricades, flashing lights, use of flaggers and/or specific traffic control standards when required, along with all other equipment, hardware, and labor necessary to maintain the roadway during all paving operations, allow for the staging sequence of construction, ensure continued access to local residents, and the ultimate removal of all traffic control upon completion of all work and opening the road to traffic. The Contractor will be required to install, remove, and relocate traffic control items as work dictates.

The provisions included herein along with the applicable Highway Standards noted in the list of Highway Standards and the detailed in the Traffic Control Plan are to be included in the contract unit price bid per Lump Sum for TRAFFIC CONTROL AND PROTECTION (SPECIAL).

**AGGREGATE SHOULDERS, TYPE B:**

In addition to building the aggregate shoulder wedge as shown on the typical section, 400 tons of the proposed Aggregate Shoulders, Ty B quantity shall be used for the addition of base material at the entrances and mailbox turnouts. This work shall be done in accordance with the applicable portions of Section 351 of the Standard Specifications with the following exceptions:

Article 351.06 – The base course thickness at driveways and mailbox turnouts shall be directed by the Engineer in order to provide a smooth transition from the new road surface to the existing driveway and mailbox turnout.

This work will be paid for at the contract unit price bid per ton for AGGREGATE SHOULDERS, TYPE B and no additional compensation will be allowed for the above requirements.

**CIR-FDR EMULSIFIED ASPHALT:**

This work will be done in accordance with Special Provision LR 400-5. Emulsified Asphalt has been calculated at 1.5 gallons per square yard. The application rate may be adjusted in the field by the Engineer.

Mix design procedures for the Cold-In-Place Recycling shall be performed in accordance with Special Provision LR 1000-1. The Emulsified Asphalt shall conform to Special Provision LR 1032-1.

**PAVEMENT JOINTS:**

All mainline pavement joints on this project shall be constructed as a butt joints. The proposed pavement joints to be constructed at Station 0+12 and Station 83+95.20 shall remove the existing pavement surface to a depth of 1 ½ inches tapered on the mainline in 20' feet by means of an approved, self-propelled pavement milling machine. This work shall be done as directed by the Engineer to provide a smooth transition from the proposed pavement surface to the existing pavement.

This work shall be paid for at the contract unit price bid per square yard for HOT MIX ASPHALT SURFACE REMOVAL, BUTT JOINT.

**SURFACE PROFILE MILLING**

This work shall consist of trimming the surface of the recycled layer in accordance with LR 403-1, "Surface Profile Milling of Existing, Recycled, or Reclaimed Flexible Pavement".

Trimming will not commence until the recycled layer is cured and the moisture content is 2% or less.

Trimming will be performed using an up-cut milling machine. A recycling machine will not be allowed to trim the roadway.

Milled material shall become property of the Alexander County Highway Department. The County will haul the millings away from the jobsite and provide an adequate number of trucks to keep up with the Contractor's operation.

This work shall be included in the contract unit price per Square Yard for SURFACE PROFILE MILLING and no additional compensation will be allowed.

**TRACKLESS TACK COAT**

This work consists of furnishing a trackless tack coat in lieu of the standard tack coat. It shall include all labor, equipment and materials required to apply the trackless tack coat to the milled pavement surface on Ullin Road prior to paving the hot mix asphalt surface mixture. All work shall be done in accordance with Sections 406 and 1032 of the Standard Specifications.

This work will be paid for at the contract unit price bid per Pound for TRACKLESS TACK, and no additional compensation will be allowed for the above requirements.

**BITUMINOUS CONCRETE MIXTURE REQUIREMENTS:**

|                      |   |
|----------------------|---|
| Location:            | <u>Hot-Mix Asphalt Surface Course, 2"</u> |
| Mixture Use:         | <u>Hot Mix Asphalt</u>                    |
| AC/PG:               | <u>PG 64-22</u>                           |
| Design Air Voids:    | <u>4.0%, 70 Gyration Superpave Design</u> |
| Mixture Composition: | <u>IL-9.5mm (Gradation Mixture)</u>       |
| Friction Aggregate:  | <u>'C' Surface</u>                        |

State of Illinois  
Department of Transportation  
Bureau of Local Roads and Streets

SPECIAL PROVISION  
FOR  
INSURANCE

Effective: February 1, 2007  
Revised: August 1, 2007

All references to Sections or Articles in this specification shall be construed to mean specific Section or Article of the Standard Specifications for Road and Bridge Construction, adopted by the Department of Transportation.

The Contractor shall name the following entities as additional insured under the Contractor's general liability insurance policy in accordance with Article 107.27:

---

---

---

---

---

---

---

The entities listed above and their officers, employees, and agents shall be indemnified and held harmless in accordance with Article 107.26.

State of Illinois Department of  
Transportation Bureau of Local  
Roads and Streets

SPECIAL  
PROVISION FOR  
COLD IN-PLACE RECYCLING (CIR) WITH EMULSIFIED  
ASPHALT

Effective: April 1, 2012  
Revised: January 4, 2019

All references to Divisions, Sections, and Articles in this Special Provision shall be construed to mean specific Divisions, Sections, and Articles in the Standard Specifications for Road and Bridge Construction adopted by the Department of Transportation.

**Description.** This work shall consist of cold milling and pulverizing existing bituminous layers to a specified depth and maximum size; mixing emulsified asphalt, water, and additives with the recycled material; and spreading and compacting the mixture.

**Materials.** Materials shall be according to the following Articles of Division 1000 – Materials.

| <u>Item</u>                                   | <u>Article/Section (Item)</u> |
|---|-------------------------------|
| Article/Section                               |                               |
| (a) Portland Cement (Note 1) .....            | 1001                          |
| (b) Water .....                               | 1002                          |
| (c) Fine Aggregate (Note 2) .....             | 1003                          |
| (d) Coarse Aggregate (Note 2) .....           | 1004                          |
| (e) Fly Ash (Note 1) .....                    | 1010.02                       |
| (f) Lime Slurry (Note 1) .....                | 1012.04                       |
| (g) Reclaimed Asphalt Pavement (Note 3) ..... | 1031                          |
| (h) Emulsified Asphalt (Note 4) .....         | 1032.06                       |
| (i) Cold Pulverized Material (Note 5)         |                               |
| (j) Mix Design (Note 6)                       |                               |

Note 1. If necessary, the mix design may require additional additives to increase fines in the mix. The type and allowable percentage will be described in the mix design.

Note 2. The mix design will specify gradation and quality of any additional aggregate.  
Any additional fine aggregate shall meet Class B quality as a minimum.  
Any additional coarse aggregate shall meet Class C quality as a minimum.

Note 3. The Engineer may allow reclaimed asphalt pavement (RAP) from Conglomerate “D” Quality or better RAP stockpiles as specified in Article 1031.02 or from millings of the existing highway. The RAP material shall not exceed the maximum size requirement of the cold pulverized material, and when blended with the cold pulverized material shall produce a product which meets the specifications of the mix design.

- Note 4. The emulsified asphalt shall be selected for the project by the emulsified asphalt supplier based on the Contractor's mixture design. The penetration of the supplied emulsified asphalt shall be within  $\pm 25$  percent of the penetration of the design emulsified asphalt. A representative from the emulsified asphalt supplier shall be on the job site at the beginning of the project to monitor the characteristics and performance of the emulsified asphalt. Throughout the job, the representative shall be available to check on the project and make adjustments to the emulsified asphalt formulation as required. The emulsified asphalt shall be received on the job site at a temperature no greater than 120 °F (49 °C).

The emulsified asphalt shall meet the following requirements:

| <b>CIR-FDR EMULSIFIED ASPHALT MATERIAL SPECIFICATION</b>                      |                          |         |         |
|---|--------------------------|---------|---------|
| Test  | Procedure                | Minimum | Maximum |
| Viscosity, Saybolt Furol, at 77°F (25°C), SFS                                 | AASHTO T 59              | 20      | 100     |
| Sieve Test, No. 20 (850 µm), retained on sieve, %                             | AASHTO T 59              |         | 0.10    |
| Storage Stability Test, 24 hr, %  | AASHTO T 59              |         | 1.0     |
| Distillation Test,<br>Residue from distillation to 347 ± 9 °F (175 ± 5 °C), % | AASHTO T 59 <sup>1</sup> | 64.0    |         |
| Oil distillate by volume, %   | AASHTO T 59              |         | 1.0     |
| Penetration, 77 ° F (25 °C), 100 g, 5 s, dmm                                  | AASHTO T 49              | 75      | 200     |

Note: 1. Modified AASHTO T 59 procedure – distillation temperature of 347 ± 9 °F (175 ± 5 °C) with a 20 minute hold.

- Note 5. Prior to the addition of the emulsified asphalt, the gradation of the cold pulverized material shall meet the following:

| <b>COLD PULVERIZED MATERIAL GRADATIONS</b> |                                |                  |
|--|--------------------------------|------------------|
| Grad No.                                   | Sieve Size and Percent Passing |                  |
|  | 1 1/2 in.<br>(37.5 mm)         | 1 in.<br>(25 mm) |
| PM 1                                       | 100                            |                  |
| PM 2 <sup>1</sup>                          |                                | 100              |

PM 2 shall only be used when a finer gradation of RAP is required by the mix design.

- Note 6. A mix design for each distinct section shall be submitted to the Department prior to construction using actual materials (in-situ sampled by the Contractor and new materials from the Contractor's material suppliers) proposed for the project. The job mix formula shall meet the following criteria and be approved by the Engineer.

| CIR WITH EMULSIFIED ASPHALT MIX DESIGN REQUIREMENTS  |   |                              |
|--|---|------------------------------|
| Test Method  | CIR   | Test Purpose                 |
| Gradation for Design Millings, AASHTO T 27   | Report  |                              |
| Design Moisture Content  | Report  | Dispersion of Emulsion       |
| Superpave Gyratory Compaction, 1.25° angle, 87 psi (600 kPa)   | 30 gyrations at 4 in. (100 mm) <sup>1</sup>         | Laboratory Density Indicator |
| Bulk Specific Gravity (Density), ASTM D 6752 or ASTM D 2726  | Report  | Laboratory Density Indicator |
| Rice (Maximum Theoretical) Specific Gravity, ASTM D 2041   | Report  | Laboratory Density Indicator |
| Air Voids  | Report  | Laboratory Density Indicator |
| Marshall Stability, ASTM D 1559, lbs (kg)  | 1250 (567) minimum <sup>1</sup>                     | Stability Indicator          |
| Retained Stability, %  | 70 minimum  | Moisture Damage Resistance   |
| Raveling Test, 50 ° F (10 ° C), %  | 2 maximum   | Raveling Resistance          |
| Additional Additive(s) <sup>2</sup><br>Coarse Aggregate<br>Fine Aggregate<br>RAP<br>Fly Ash<br>Cement, %   | Report<br>Report<br>Report<br>Report<br>1.0 maximum |                              |
| Emulsified Asphalt <sup>2</sup><br>Distillation Residue, % Residue<br>Penetration, dmm Optimum<br>Emulsion Content, % Residual<br>Asphalt to Cement<br>Content Ratio | Report<br>Report<br>Report<br>3:1 minimum           |                              |

Notes: 1. 6 in. (150 mm) samples may be used; however, if 6 in. (150 mm) samples are used, the Marshall Stability is required to be 2,500 lb (1134 kg) minimum.  
2. Report shall include type/gradation and producer/supplier.

**Equipment.** Equipment shall be according to the following Articles of Division 1100 – Equipment.

| Item  | Article/Section |
|---|-----------------|
| (a) Self-Propelled Pneumatic-Tired Rollers (Note 1) ..... | 1101.01(c)      |
| (b) Steel Wheel Tandem Rollers .....                      | 1101.01(e)(1)   |
| (c) Vibratory Roller (Note 2) .....                       | 1101.01(g)      |
| (d) Mechanical Sweeper .....                              | 1101.03         |
| (e) Self-Propelled Milling Machine .....                  | 1101.16(a)      |
| (f) Spreading and Finishing Machine .....                 | 1102.03         |
| (g) Multi-unit Recycling Train (Note 3, 5)                |                 |
| (h) Single-unit Recycler (Note 4, 5)                      |                 |
| (i) Pick-Up Machine (Note 6)                              |                 |

- Note 1. The self-propelled pneumatic-tired roller shall have a gross weight (mass) of not less than 25 tons (23 metric tons).
- Note 2. The double drum vibratory rollers shall have a gross operating weight (mass) of not less than 10 tons (9 metric tons) and a width of 78 in. (1950 mm).
- Note 3. The multi-unit recycling train shall contain the following.
- A self-propelled cold milling machine that is capable of pulverizing the existing bituminous material in a single pass to the depth shown on the plans and to a minimum width of not less than 12.5 ft (3.8 m). The machine shall have automatic depth controls to maintain the cutting depth to within  $\pm 0.25$  in. (6 mm) of that shown on the plans, and shall have a positive means for controlling cross slope elevations. The use of a heating device to soften the pavement will not be permitted.
  - A material sizing unit having screening and crushing capabilities to reduce the cold pulverized material to the appropriate size. The screening and crushing unit shall have a closed circuit system capable of continuously returning oversized material to the crusher. All of the pulverized material (100 percent) shall be processed to the maximum size requirements as specified.
  - A mixing unit equipped with a belt scale for the continuous weighing of the pulverized and sized bituminous material and a coupled/interlocked computer controlled liquid metering device. The mixing unit shall be an on-board completely self-contained pugmill. The liquid metering device shall be capable of automatically adjusting the flow of emulsified asphalt to compensate for any variation in the weight of pulverized material coming into the mixer. The metering device shall deliver the amount of emulsified asphalt to within  $\pm 0.2$  percent of the required amount by weight of pulverized bituminous material (for example, if the design requires 3.0 percent, the metering device shall maintain between 2.8 percent to 3.2 percent). The emulsified asphalt pump should be of sufficient capacity to allow emulsion contents up to 3.5 percent by weight of pulverized bituminous material. Also, automatic digital readings will be displayed for both the flow rate and total amount of pulverized bituminous material and emulsified asphalt in appropriate units of weight and time.
- Note 4. The single-unit recycler shall be a self-propelled cold milling machine/cold recycling machine with a down cutting cutter head capable of pulverizing and recycling the existing hot-mix asphalt pavement to a maximum depth of 5 in. (125 mm), incorporate the emulsified asphalt and water, and mix the materials to produce a homogeneous material. The minimum power of this machine is 900 hp (670 kW). The machine shall be capable of pulverizing and recycling not less than 12.5 ft (3.8 m) wide in each pass. The machine shall have two systems for adding emulsified asphalt and water, with each system having a full-width spray bar with a positive displacement pump interlocked to the machine's ground speed to insure that the amount of emulsified asphalt and water being added is automatically adjusted with changes to the machine's ground speed. Each additive system shall have its own spray bar equipped with 2 nozzles per ft (6 nozzles per m) of spray bar and be capable of incorporating up to 7 gal/sq yd (31.7 L/sq m) of emulsified asphalt and/or water. Individual valves on the spray bar shall be capable of being turned off as necessary to minimize emulsified asphalt and water overlap on subsequent passes.

- Note 5. Any additives such as water, lime slurry, etc. added by the recycling equipment at the mill head or mixing unit shall be controlled through liquid metering devices capable of automatically adjusting for the variation in the weight of the pulverized material going into the mixing unit. The metering devices shall be capable of delivering the amount of additive to within  $\pm 0.2$  percent of the required amount by weight of the pulverized bituminous material. A capability of adding up to 5% water by weight of the pulverized bituminous material, if necessary based on environmental and material requirements, is mandatory. It will not be required to meter the water added at the milling machine to control dust in the screens, belts, or crusher/material sizing unit.
- Note 6. The pick-up machine shall be capable of removing the entire windrow down to the remaining underlying material.

### CONSTRUCTION REQUIREMENTS

**Weather Limitations.** This work shall be performed when the atmospheric temperature in the shade and away from artificial heat is 50 °F (10 °C) and rising. Also, the weather shall not be foggy or rainy. The weather forecast shall not call for freezing temperature within 48 hours after placement of any portion of the project. The Engineer may restrict work when the heat index is greater than 100 °F (38 °C).

**Preparation of Existing Pavement.** Grass and other vegetation shall be removed from the edge of the existing pavement to prevent contamination of the pulverized bituminous material during the milling operation.

The existing pavement shall be milled to the required depth and width as indicated on the plans. Recycling shall be in a manner that does not disturb the underlying material in the existing roadway. The milling operation shall be conducted so that the amount of fines occurring along the vertical faces of the cut will not prevent bonding of the cold recycled materials. The pulverized bituminous material shall be processed to the required gradation specified. When a paving fabric is encountered during the CIR operation, the Contractor shall make the necessary adjustments in equipment or operations so that at least 90 percent of the shredded fabric in the recycled material is no more than 5 sq in. (3200 sq mm). Additionally, no fabric piece shall have any dimension exceeding a length of 4 in. (100 mm). These changes may include, but not be limited to, adjusting the milling rate or screens in order to obtain a recycled material meeting specification requirements. The Contractor shall be required to waste material containing oversized pieces of paving fabric as directed by the Engineer. When the Contractor is aware that paving fabric exists, such as indicated on the plans, the Contractor will not receive additional payment. However, if the Contractor is not made aware of the paving fabric, then the Contractor shall receive additional payment for any necessary adjustments in equipment and operations.

**Mixing Operation.** The pulverized material shall be processed through a mixing unit capable of combining the pulverized material, emulsified asphalt, and any additives to produce a homogeneous recycled mixture. The emulsified asphalt shall be incorporated into the pulverized bituminous material at the initial rate determined by the mix design(s) and approved by the Engineer. Sampling and mix design may determine different levels of emulsified asphalt at various portions of the project.



**Spreading and Finishing.** The recycled material shall be spread using a self-propelled paver. A pick-up machine shall be used to transfer the windrowed recycled material into the spreading and finishing machine. The pick-up machine must be within 150 ft (45 m) of the mixing unit. The recycled material shall be spread by a spreading and finishing machine in one continuous pass, without segregation, and to the lines and grades established by the Engineer.

**Compaction.** The compacted recycled material shall be at a thickness of 2.5 to 5.0 in. (63 to 125 mm). The recycled material shall be compacted according to the following.

- (a) **Growth Curve.** Compaction shall be accomplished by performing a growth curve within the first one-half mile of production. If an adjustment is made to the emulsified asphalt application rate or recycled depth, the Engineer reserves the right to request an additional growth curve. The growth curve, consisting of a plot of lb/cu ft (kg/cu m) versus number of passes with the project breakdown roller, shall be developed. Roller speed during the growth curve testing shall be the same as the normal paving operation. This curve shall be established by use of a nuclear gauge. Tests shall be taken after each pass until the highest lb/cu ft (kg/cu m) is obtained. This value shall be the target density.

A new growth curve is required if the rollers used on the growth curve are replaced with a new roller during production. The target density shall apply only to the specific gauge used. If additional gauges are to be used to determine density specification compliance, the Contractor shall establish a unique minimum allowable target density from the growth curve location for each gauge.

- (b) **Rollers.** Immediately after processing and final shaping, the recycled material shall be compacted with equipment meeting the following requirements.

| MINIMUM ROLLER REQUIREMENTS FOR CIR                     |                                     |  |   |
|---|-------------------------------------|--|---|
| Breakdown Roller<br>(one of the following) <sup>1</sup> | Intermediate<br>Roller <sup>1</sup> | Final Roller (one<br>or more of the<br>following) <sup>1</sup> | Density Requirement   |
| V <sub>s</sub> , V <sub>D</sub>                         | P                                   | V <sub>S</sub> , T <sub>F</sub>                                | 95 - 102 percent of the<br>target density obtained on<br>the growth curve |

*Note): 1. Equipment definitions in Table 1 of Article 406.07.*

- (c) **Rolling.** Breakdown rolling shall be achieved by using a vibratory roller either operating in a static or vibratory mode. Vibratory mode should only be used if it is shown to not damage the pavement. Intermediate rolling shall be completed by a self-propelled pneumatic-tired roller(s) until no displacement is occurring or until the pneumatic-tired roller(s) is walking out of the mixture. Final rolling to eliminate tire marks and to achieve density shall be done by a separate double drum steel roller(s) operating in static mode.

Rolling shall start no more than 30 minutes behind the paver. Finish rolling shall be completed no more than one hour after milling is completed. When possible, rolling shall not be started or stopped on uncompacted material but with rolling patterns established so that they begin or end on previously compacted material or the existing pavement.

**Opening to Traffic.** After the completion of compaction of the recycled material, no traffic, including that of the Contractor, shall be permitted on the completed recycled material for at least two hours. After two hours, rolling traffic may be permitted on the recycled material. This time may be adjusted by the Engineer to allow establishment of sufficient cure so traffic will not initiate raveling or permanent deformation. All loose particles that may develop on the pavement surface shall be removed by power brooming.

After opening to traffic, the surface of the recycled pavement shall be maintained in a condition suitable for the safe movement of traffic.

**Maintenance.** The Contractor shall maintain the recycled pavement in a manner satisfactory to the Engineer until the wearing course has been constructed. Maintenance related to Contractor construction procedures or quality of work, shall not be paid for separately.

**Curing.** Before placing the specified wearing course, the recycled pavement shall be allowed to cure until the moisture of the material is reduced to 2.0 percent or less, or approval of the Engineer. Unless otherwise directed by the Engineer, the specified wearing course shall be placed within two weeks of the recycled pavement final cure, but no later than November 1.

**Surface Tests.** The completed recycled pavement will be tested for smoothness in the wheel paths with a 16 ft (5 m) straightedge.

For each variation in the recycled pavement that exceeds 3/8 in. (10 mm), the entire area affected shall be corrected by a self-propelled milling machine. The recycled pavement shall be swept by a mechanical broom to remove all loose material from the recycled pavement before opening to traffic.

The Contractor shall furnish a 16 ft (5 m) straightedge and shall provide for its jobsite transportation at no additional cost to the Department.

#### **Quality Assurance/ Quality Control (QC/QA).**

- (a) **Quality Control by the Contractor.** The Contractor shall perform or have performed the inspection and tests required to assure conformance to contract requirements. Control includes the recognition of obvious defects and their immediate correction. This may require increased testing, communication of test results to the job site, modification of operations, suspension of the work, or other actions as appropriate.

The Engineer shall be immediately notified of any failing tests and subsequent remedial action. Passing tests shall be reported to the Engineer no later than the start of the next work day.

- (b) **Quality Assurance by the Engineer.** The Engineer will conduct independent assurance tests on split samples taken by the Contractor for quality control testing. In addition, the Engineer will witness the sampling and splitting of these samples and will immediately retain witnessed split samples for quality assurance testing.

- (c) **Tests Methods and Frequency.**

- (1) **Depth of Pulverization (Milling).** The nominal depth at the centerline shall be required. Anytime depth changes are made or equipment is idle, a depth check shall be taken.

- (2) **Pulverized Material Sizing and Gradation.** A sample shall be obtained before emulsified asphalt addition and screened using a 1.5 in. (37.5 mm) sieve (or smaller sieve if required) to determine if meeting the maximum particle size requirement. Gradations shall be performed each day on the moist millings using the following sieves: 1.5 in., 1.0 in., 3/4 in., 1/2 in., 3/8 in., No. 4, No. 8, No. 16, and No. 30. The resulting gradation shall be compared to the mix design gradations to determine any necessary changes to emulsion content.

Sampling procedures shall generally be in accordance with ASTM D 979 or AASHTO T 168. When the Engineer determines the location for a gradation sample, the Contractor will be notified to turn off the emulsified asphalt and mark the location continuing to pulverize the hot-mix asphalt pavement until the Engineer is satisfied with the length of material pulverized without the addition of the emulsified asphalt. The maximum length of pulverization without the addition of the emulsified asphalt shall not exceed 100 ft (30 m). After the Contractor collects the gradation sample, the machine will be backed up to the location where the emulsified asphalt was turned off, then re-pulverize this material, adding the required amount of emulsified asphalt to the pulverized material.

- (3) **Emulsified Asphalt Content.** The Engineer shall be notified any time emulsified asphalt content is changed. The emulsified asphalt content shall be checked and recorded for each segment in which the percentage is changed. Emulsified asphalt content changes shall be made based upon mix design recommendations, which are based upon different mix designs for road segments of varying construction. The emulsified asphalt content shall be checked from the belt scale totalizer or emulsified asphalt pump totalizer.
- (4) **Water Content.** The Engineer shall be notified any time the water content is changed. Water content at the milling head shall be checked and recorded for each segment in which the percentage is changed. This information shall be gathered from the water metering device, which can be checked from the belt scale totalizer to verify daily quantities used. Water content changes shall be made based on mixture consistency, coating, and dispersion of the recycled materials.
- (5) **Compacted Density.** A wet density shall be determined using a nuclear moisture-density gauge generally following the procedures for ASTM D 2950, backscatter measurement. This measurement shall be compared to the target density obtained by the growth curve.
- (6) **Frequency.** The following table provides the minimum frequency for tests; however, the Engineer may increase the testing frequency if the construction process is experiencing problems or unknown conditions are encountered.

| <b>QC/QA TESTING FREQUENCY</b>           |                             |                           |
|--|-----------------------------|---------------------------|
| Test                                     | QC Frequency <sup>1</sup>   | QA Frequency <sup>1</sup> |
| Depth of Pulverization                   | 1 per 500 ft (150 m)        | 1 per 1000 ft (300 m)     |
| Pulverized Material Sizing and Gradation | 1 per 0.5 day of production | 1 per day of production   |
| Emulsified Asphalt Content               | 1 per 500 ft (150 m)        | 1 per 1000 ft (300 m)     |
| Water Content                            | 1 per 500 ft (150 m)        | 1 per 1000 ft (300 m)     |
| Compacted Density                        | 1 per 0.25 mile (0.4 km)    | 1 per mile (1.6 km)       |

*Note: 1. The Contractor shall perform all quality control tests within the first 500 ft (150 m) after startup or any change in the mix. The Department will also run the split samples at these locations.*

**Method of Measurement.**

Bituminous materials will be measured for payment as specified in Section 1032.

Coarse aggregate will be measured in square yards (square meters).

The cold in-place recycling will be measured in square yards (square meters) of the recycled pavement.

**Basis of Payment.**

The bituminous material will be paid for at the contract unit price per ton (metric ton) for CIR-FDR EMULSIFIED ASPHALT.

The coarse aggregate will be paid for at the contract unit price per square yard (square meter) for ADD ROCK.

The cold in-place recycling will be paid for at the contract unit price per square yard (square meter) for COLD IN-PLACE RECYCLING, of the thickness specified.

If provided as a payment item, the additional cement, lime or fly ash required by the mix design will be measure and paid as specified in Section 302. If not provided as a payment item, the cost of additional cement, lime or fly ash required by the mix design will be paid for according to Article 109.04.

State of Illinois  
Department of Transportation  
Bureau of Local Roads and Streets

SPECIAL PROVISION  
FOR  
SURFACE PROFILE MILLING OF EXISTING, RECYCLED, OR RECLAIMED  
FLEXIBLE PAVEMENT

Effective: April 1, 2012  
Revised: June 1, 2012

All references to Divisions, Sections, and Articles in this Special Provision shall be construed to mean specific Divisions, Sections, and Articles in the Standard Specifications for Road and Bridge Construction adopted by the Department of Transportation.

**Description.** This work shall consist of surface profile milling existing, recycled, or reclaimed flexible pavement prior to application of a surface treatment less than or equal to 1.5 in. (38 mm) thick.

**Equipment.** Equipment shall be according to the following Articles of Division 1100 – Equipment.

(a) Self-Propelled Milling Machine (Note 1) ..... 1101.16

Note 1. The self-propelled milling machine shall be capable of milling an entire lane width in a single pass and have the capability of loading the millings into a truck.

The cutting drum and teeth shall be designed to produce the required surface texture. Each tooth on the cutting drum shall produce a series of discontinuous longitudinal striations. There shall be 16 to 20 striations (tooth marks) for each tooth for each 6 ft (1.8 m) in the longitudinal direction, and each striation shall be  $1.7 \pm 0.2$  in. ( $43 \pm 5$  mm) in length after the area is planed by the moldboard. The planed length between each pair of striations shall be  $2.3 \pm 0.2$  in. ( $58 \pm 5$  mm). There shall be 80 to 96 rows of discontinuous longitudinal striations for each 5 ft (1.5 m) in the transverse direction. The pattern of striations shall be such that a line connecting striations in adjacent rows shall form approximately a 70 degree skew angle with the roadway centerline. The areas between the striations in both the longitudinal and transverse directions shall be flat-topped and coplanar.

The milling machine shall be capable of accurately and automatically establishing grades by use of an automatic grade control device on one side of the machine with an automatic slope control device controlling the opposite side. It shall be equipped with a traveling grade reference (averaging ski) which shall not be less than 30 feet (9 m) in length.

**CONSTRUCTION REQUIREMENTS**

**Surface Test.** The completed recycled or reclaimed pavement will be tested for smoothness in the wheel paths with a 16 ft (5 m) straightedge.

For each variation in the recycled or reclaimed pavement that exceeds 3/16 in. (5 mm), the entire area affected shall be corrected by surface profile milling. The self-propelled milling machine shall be used for surface profile milling. At any time the surface profile milling fails to produce a flat plane interspersed with the specified uniform pattern of discontinuous longitudinal striations, the surface profile milling shall be stopped until corrections are made to the equipment. The surface profile milling speed shall be limited to 60 ft/min (18 m/min). If the Contractor demonstrates that the desired striations and ride specifications are obtained at a greater speed, the Engineer may permit the Contractor to operate at an increased speed.

After surface profile milling, the recycled or reclaimed pavement shall be swept by a mechanical broom to remove all loose material from the recycled or reclaimed pavement before opening to traffic.

The Contractor shall furnish a 16 ft (5 m) straightedge and shall provide for its jobsite transportation at no additional cost to the Department.

**Method of Measurement.**

The surface profile milling will be measured in square yards (square meters).

**Basis of Payment.**

The surface profile milling will be paid for at the contract unit price per square yard (square meter) for SURFACE PROFILE MILLING.

State of Illinois  
Department of Transportation  
Bureau of Local Roads and Streets

SPECIAL PROVISION  
FOR  
COLD IN-PLACE RECYCLING (CIR) AND FULL DEPTH RECLAMATION (FDR) WITH  
EMULSIFIED ASPHALT MIX DESIGN PROCEDURES

Effective: April 1, 2012  
Revised: June 1, 2012

All references to Divisions, Sections, and Articles in this Special Provision shall be construed to mean specific Divisions, Sections, and Articles in the Standard Specifications for Road and Bridge Construction adopted by the Department of Transportation.

**Laboratory Temperature and Humidity Control**

Each laboratory performing mix designs shall have heating, ventilation, and air conditioning (HVAC) equipment that maintains a room temperature of 68 to 86 °F (20 to 30 °C) and relative humidity of less than 60 percent.

**Sampling and Processing**

A minimum sample size of 350 lb (160 kg) is needed for each mix design. Bulk samples of the recycled layer thickness shall be obtained from either test pits or cores. Each layer shall be examined to confirm thickness and material.

The bituminous layers shall be crushed. A washed gradation of the crushed bituminous layer(s) shall be performed according to AASHTO T 27 and reported and meet the following requirement(s).

| Sieve Size |         | Percent Passing        |               |
|------------|---------|------------------------|---------------|
|            |         | FDR Crushed Gradations |               |
|            |         | Ideal                  | Less Suitable |
| 2 in.      | 50 mm   | 100                    |               |
| 1 1/2 in.  | 37.5 mm | 87 – 100               |               |
| 1 in.      | 25 mm   | 77 – 100               | 100           |
| 3/4 in.    | 19 mm   | 66 – 99                | 99 – 100      |
| 1/2 in.    | 12.5 mm | 67 – 87                | 87 – 100      |
| 3/8 in.    | 9.5 mm  | 49 – 74                | 74 – 100      |
| No. 4      | 4.75 mm | 35 – 56                | 56 – 95       |
| No. 8      | 2.36 mm | 25 – 42                | 42 – 78       |
| No. 16     | 1.18 mm | 18 – 33                | 33 – 65       |
| No. 50     | 300 µm  | 10 – 24                | 24 – 43       |
| No. 200    | 75 µm   | 4 – 10                 | 10 – 20       |

| Sieve Size |         | Percent Passing        |        |        |
|------------|---------|------------------------|--------|--------|
|            |         | FDR Crushed Gradations |        |        |
|            |         | Fine                   | Medium | Coarse |
| 1 1/2 in.  | 37.5 mm | 100                    | 100    | 100    |
| 1 in.      | 25 mm   | 100                    | 100    | 85-100 |
| 3/4 in.    | 19 mm   | 95-100                 | 85-96  | 75-92  |
| No. 4      | 4.75 mm | 55-75                  | 40-55  | 30-45  |
| No. 30     | 600 µm  | 15-35                  | 4-14   | 1-7    |
| No. 200    | 75 µm   | 1-7                    | 0.6-3  | 0.1-3  |

Washed gradation (AASHTO T 27) and sand equivalent (ASTM D 2419, Method B) shall be performed and reported for any granular layer. The washed gradation (AASHTO T 27) of combined layers shall be performed and reported. If combined layers include an aggregate layer, the sand equivalent (ASTM D 2419, Method B) shall be performed and reported.

All washed gradations shall be dried at no greater than 104 °F (40 °C).

### Mixing and Compaction

1. FDR with Emulsified Asphalt. Perform Modified Proctor compaction according to ASTM D 1557, Method C to determine optimum moisture content (OMC) at peak dry density. OMC shall be defined by a best-fit curve from a minimum of four points. Material containing 20 percent or more passing the No. 200 sieve shall be mixed with target moisture, sealed, and set aside a minimum of 12 hours. All other material shall be set aside a minimum of 3 hours. If a material contains less than 4 percent passing the No. 200 sieve, then this testing is not required.

Select the water content of specimens, not including water in the emulsified asphalt, based on sand equivalent value (SE) from the combined materials.

- 60 to 75 percent of OMC if SE ≤ 30
- 45 to 65 percent of OMC if SE > 30

If a material contains less than 4 percent passing the No. 200 sieve or if no peak develops with the OMC curve, then fix the moisture content between 2 and 3 percent.

Specimens shall be mixed with the required amount of water before the addition of emulsified asphalt. Specimens shall be mixed with the appropriate amount of water and allowed to sit sealed according to the same guidelines as used for Modified Proctor specimens.

Samples shall have a weight before addition of water and emulsified asphalt to produce 2.75 to 3.25 in. (70 mm to 80 mm) tall compacted specimens.

Choose four emulsified asphalt contents that will bracket the design emulsified asphalt content. Recommended emulsified asphalt content percentages: 1.5, 2.0, 2.5, 3.0, 3.5, or 4.0. The following specimens shall be created:

- A minimum of two specimens at each of four emulsified asphalt contents shall be produced for short-term strength testing.
- Four specimens at each of four emulsified asphalt contents shall be produced for the strength and retained strength tests.



- Two specimens shall be produced for maximum specific gravity.

A mechanical mixer shall be used that has a bowl with a diameter of 10 to 12 in. (250 to 300 mm). It shall rotate on its axis at 50 to 75 revolutions per minute. A mixing paddle which makes contact with the bottom and side of the bowl shall rotate on its axis at twice the bowl rotation rate and in the opposite rotation direction as the bowl.

Aggregate material and emulsified asphalt shall be mixed at a temperature of 68 to 79 °F (20 to 26 °C). Water shall be mixed for 60 seconds. Emulsified asphalt shall be mixed for 60 seconds. If other materials are added, such as lime or cement, then they shall be introduced in a similar manner as they will be on the project. For example, if lime is incorporated a day or more before emulsified asphalt addition, then it shall be added to the wet aggregate a day or more before mixing with emulsified asphalt. If lime is incorporated as a slurry, then it shall be incorporated as a slurry in the laboratory.

Loose specimens shall be cured individually in plastic containers of 4 to 7 in. (100 to 175 mm) height and 6 in. (150 mm) diameter. Specimens shall be cured at 104 °F (40 °C) for 30 ± 3 minutes. No further mixing or aeration shall occur during this time.

Specimens shall be compacted in a Superpave gyratory compactor (SGC) at a vertical pressure of 87 psi (600 kPa), an angle of 1.25°, and a mold of 6 in. (150 mm) diameter for 30 gyrations. After the last gyration, 87 psi (600 kPa) ram pressure shall be applied for 10 seconds. The mold shall not be heated.

2. CIR with Emulsified Asphalt. The specimen size shall be the amount that will produce a 2.4 to 2.6 in. (60 to 65 mm) tall specimen.

Choose three emulsified asphalt contents that bracket the estimated recommended emulsified asphalt content. Recommended emulsified asphalt content percentages: 1.5, 2.0, 2.5, 3.0, 3.5, 4.0. The following specimens shall be created:

- Four per emulsified asphalt content for a total of 6 for long-term stability and 6 for moisture testing for 3 emulsified asphalt contents.
- Two specimens are required for Rice specific gravity; test at the highest emulsified asphalt content in the design and back calculate for the lower emulsified asphalt contents.

Add moisture that is expected to be added at the milling head, typically 1.5 to 2.5 percent.

If any additives are in the mixture, introduce the additives in a similar manner that they will be added during field production.

Mixing of test specimens shall be performed with a mechanical bucket mixer. Mix the CIR-RAP millings thoroughly with water first, then mix with emulsified asphalt. Mixing shall occur at ambient temperature. One specimen shall be mixed at a time. Mixing time with emulsified asphalt should not exceed 60 seconds.

Specimens shall be compacted immediately after mixing. Place paper disks on the top and bottom of the specimen before compaction.

Specimens shall be compacted with a Superpave gyratory compactor (SGC) in a 4 in. (100 mm) mold at 1.25° angle, 87 psi (600 kPa) ram pressure, and 30 gyrations. The mold shall not be heated.

### **Curing after Compaction**

1. FDR with Emulsified Asphalt. Specimens (except STS specimens) shall be cured for 72 hours at 104 °F (40 °C). The bottom of the specimens shall rest on racks with slots or holes for air circulation. After curing, specimens for moisture conditioning shall be cooled at ambient temperature a maximum of 24 hours; specimens for dry strength shall cool at ambient temperature or 77 °F (25 °C) and be tested at the same time as the moisture-conditioned specimens.

Specimens for Rice (maximum theoretical) specific gravity shall be cured at the same conditions as the compacted specimens, except they can be tested after cooling a maximum of 24 hours.

2. CIR with Emulsified Asphalt. Extrude specimens from molds immediately after compaction. Carefully remove paper disks.

Place specimens in 140 °F (60 °C) forced draft oven with ventilation on sides and top. Place each specimen in a small container to account for material loss from the specimens.

Specimens for Rice (maximum theoretical) specific gravity should be dried to constant weight (less than 0.05 percent weight loss in 2 hours). Care should be taken not to over-dry the specimens.

Cure compacted specimens to constant weight (less than 0.05 percent weight loss in 2 hours), but no more than 48 hours and no less than 16 hours. After curing, cool specimens at ambient temperature a minimum of 12 hours and a maximum of 24 hours.

### **Short-Term Strength (STS) Test (FDR with Emulsified Asphalt Only)**

A modified Hveem cohesiometer apparatus shall be used to test early strength (1 hour). This apparatus and procedure generally conforms to ASTM D 1560, Section 13 with the following exceptions:

- It shall have the capability of testing 6 in. (150 mm) diameter specimens.
- It shall have a shot flow rate of  $5.95 \pm 0.11$  lb/min ( $2700 \pm 50$  g/min).
- Specimens shall be cured before compaction according to Section 5, and cure each specimen at each emulsified asphalt content for  $60 \pm 5$  min at 77 °F (25 °C) and 10 to 70 percent humidity after compaction and before testing.

The following calibrations shall be made.

- The counter balance should be positioned exactly so that the hinged plate just barely remains horizontal when the top brackets and empty bucket are in place. This ensures that there is no force on the sample until shot begins to flow into the bucket.
- The gap between the bars of the switch that turns off the flow of shot should have a gap of 0.75 in. (18 mm) when there is 3000 g of shot in the bucket. During this adjustment the locking bolt that prevents the plate from moving is in place.

Cohesion shall be tested as follows.

1. Tare the balance with the empty bucket weight.
2. Center the specimen on the unit.
3. Place plates on top of sample and press down while adjusting the outer lower nuts up until they just contact the bottom of the plate.

4. Use a torque wrench or torque-meter to tighten the nuts on the specimen to a maximum of 1.6 foot pound 2.6 (N m).
5. Gently support the bar so the unit does not move when the pin is pulled releasing the hinged plate.
6. Pull pin and push open valve to start the flow of shot.
7. After the unit shuts off the flow of shot, immediately put the locking pin in place and then record the weight of shot.
8. Loosen top nuts to remove plates and rotate specimen 90°.
9. Repeat procedure on the other axis of the specimen.
10. Calculate short-term strength as follows:

$$STS = \frac{SW}{15(0.031h + 0.0027h^2)}$$

Where:

$SW$  = Shot Weight in grams  
 $h$  = height in cm

11. A total of two results will be obtained for each specimen at each emulsified asphalt content, and a total of four results will be obtained at each emulsified asphalt content.

### **Volumetric Measurements**

Determine bulk specific gravity (ASTM D 6752) of the specimens. Keep specimens in bags until testing or vacuum saturation is performed. ASTM D 2726 may be used to determine bulk specific gravity if specimens' absorption is less than or equal to 2 percent of water by volume.

Determine Rice (maximum theoretical) specific gravity (ASTM D 2041) except as noted in the Mixing, Compaction, and Curing after Compaction sections.

Determine air voids at all emulsified asphalt contents used in the design.

### **Mechanical Measurements**

1. FDR with Emulsified Asphalt. Perform ITS testing according to ASTM D 4867. Specimens shall be conditioned at 77 °F (25 °C) for two hours before testing. Vacuum saturate half the specimens at each emulsified asphalt content to a minimum 55 percent of the voids filled with water. Soak for 24 hours at 77 °F (25 °C) before testing.
2. CIR with Emulsified Asphalt. Determine corrected Marshall Stability (ASTM D 1559) at 104 °F (40 °C) after 2 hour temperature conditioning in a forced draft oven. This testing shall be performed at the same time that the moisture conditioned specimens are tested.

Perform same conditioning and volumetric measurements on moisture-conditioned specimens as on other specimens. Vacuum saturate to 55 to 75 percent; and soak in a 77 °F (25 °C) water bath for 23 hours, followed by a one hour soak at 104 °F (40 °C). Determine corrected Marshall Stability. The average moisture conditioned specimen strength divided by the average dry specimen strength is referred to as retained stability.

### **Raveling Test (CIR with Emulsified Asphalt Only)**

The apparatus used for the raveling test is a modified A-120 Hobart mixer and abrasion head (including hose) used in the Wet Track Abrasion of Slurry Surfaces Test (ISSA TB-100). The rotation speed for the raveling test is not modified from ISSA TB-100. The ring weight is removed from the abrasion head for the raveling test below. The weight of the abrasion head and hose in contact with the specimen should be  $600 \text{ g} \pm 15 \text{ g}$ . The prepared sample must be able to be secured under the abrasion head, and centered for an accurate result, allowing for free movement vertically of the abrasion head. The device used for securing and centering the sample must allow a minimum of 0.4 in. (10 mm) of the sample to be available for abrasion. The Hobart mixer will need to be modified to allow the sample to fit properly for abrasion. The modification may be accomplished by adjusting the abrasion head height, or the height of the secured sample. The Hobart C-100 and N-50 Models are not acceptable for this test procedure due to differences in size and speed of rotation.

1. Split out two recycled asphalt samples from the medium gradation, or field sample, to a quantity of 2700 g in mass. The 2700 g is an approximate weight to give  $2.8 \pm 0.2 \text{ in.}$  ( $70 \pm 5 \text{ mm}$ ) of height after compaction.
2. The recycled asphalt sample should be placed in a container of adequate size for mixing.
3. Field or design moisture contents should be added to each of the recycled asphalt samples and mixed for 60 seconds.
4. The design emulsified asphalt content shall be added to each of the recycled asphalt samples and mixed for 60 seconds.
5. The samples shall be placed immediately into a 6 in. (150 mm) gyratory compaction mold and compacted to 20 gyrations. If the sample height is not  $2.8 \pm 0.2 \text{ in.}$  ( $70 \pm 5 \text{ mm}$ ), the recycled asphalt weight should be adjusted.
6. After compaction, the samples shall be removed from the compaction mold and placed on a flat pan to cure at the specified temperature and humidity (if required) for  $240 \pm 5 \text{ minutes}$ . The temperature shall be maintained at  $50 \pm 3.5 \text{ }^{\circ}\text{F}$  ( $10 \pm 2 \text{ }^{\circ}\text{C}$ ).
7. The specimens shall be weighed after the curing, just prior to testing.
8. The specimens shall be placed on the raveling test apparatus. Care should be taken that the specimen is centered and well supported. The area of the hose in contact with the specimen should not have been previously used. It is allowable to rotate the hose to an unworn section for testing. The abrasion head (with hose) shall be free to move vertically downward a minimum of 0.2 in. (5 mm) if abrasion allows.
9. The samples shall be abraded for 15 minutes and immediately weighed.
10. The Percent Raveling Loss shall be determined as follows:

$$PRL = 100 \times \frac{W_P - W_A}{W_P}$$

Where:  $PRL$  = Percent Raveling Loss  
 $W_P$  = Weight of Sample Prior to Testing  
 $W_A$  = Weight of Sample After Testing

11. The average of the two specimens shall be reported as the Percent Raveling Loss. If there is a difference of  $> 0.5$  percent raveling loss between the two test specimens, the Raveling Test shall be repeated. If both of the test specimens have a Percent Raveling Loss of  $> 10$  percent, the two test results shall be averaged and the maximum 0.5 percent difference between test specimens shall not be required.

*Note: If field mix samples are taken, Steps 2, 3, and 4 shall be omitted.*

**Emulsified Asphalt Content Selection**

The emulsified asphalt content selected shall result in the mixture meeting the mix design requirements of the FDR or CIR with emulsified asphalt special provision.

**Report**

All mix design test results shall be reported to the Department. All additional additives and bituminous material shall be reported to the Department.

State of Illinois  
DEPARTMENT OF TRANSPORTATION  
Bureau of Local Roads & Streets  
SPECIAL PROVISION  
FOR  
LOCAL QUALITY ASSURANCE/ QUALITY MANAGEMENT QC/QA  
Effective: January 1, 2022

Replace the first five paragraphs of Article 1030.06 of the Standard Specifications with the following:

**“1030.06 Quality Management Program.** The Quality Management Program (QMP) will be Quality Control / Quality Assurance (QC/QA) according to the following.”

Delete Article 1030.06(d)(1) of the Standard Specifications.

Revise Article 1030.09(g)(3) of the Standard Specifications to read:

“(3) If core testing is the density verification method, the Contractor shall provide personnel and equipment to collect density verification cores for the Engineer. Core locations will be determined by the Engineer following the document “Hot-Mix Asphalt QC/QA Procedure for Determining Random Density Locations” at density verification intervals defined in Article 1030.09(b). After the Engineer identifies a density verification location and prior to opening to traffic, the Contractor shall cut a 4 in. (100 mm) diameter core. With the approval of the Engineer, the cores may be cut at a later time.”

Revise Article 1030.09(h)(2) of the Standard Specifications to read:

“(2) After final rolling and prior to paving subsequent lifts, the Engineer will identify the random density verification test locations. Cores or nuclear density gauge testing will be used for density verification. The method used for density verification will be as selected below.

| Density Verification Method         |   |
|-------------------------------------|---|
| <input type="checkbox"/>            | Cores   |
| <input checked="" type="checkbox"/> | Nuclear Density Gauge (Correlated when paving ≥ 3,000 tons per mixture) |

Density verification test locations will be determined according to the document “Hot-Mix Asphalt QC/QA Procedure for Determining Random Density Locations”. The density testing interval for paving wider than or equal to 3 ft (1 m) will be 0.5 miles (800 m) for lift thicknesses of 3 in. (75 mm) or less and 0.2 miles (320 m) for lift thicknesses greater than 3 in. (75 mm). The density testing interval for paving less than 3 ft (1 m) wide will be 1 mile (1,600 m). If a day’s paving will be less than the prescribed density testing interval, the length of the day’s paving will be the interval for that day. The density testing interval for mixtures used for patching will be 50 patches with a minimum of one test per mixture per project.

If core testing is the density verification method, the Engineer will witness the Contractor coring, and secure and take possession of all density samples at the

density verification locations. The Engineer will test the cores collected by the Contractor for density according to Illinois Modified AASHTO T 166 or AASHTO T 275.

If nuclear density gauge testing is the density verification method, the Engineer will conduct nuclear density gauge tests. The Engineer will follow the density testing procedure detailed in the document "Illinois Modified ASTM D 2950, Standard Test Method for Density of Bituminous Concrete In-Place by Nuclear Method".

A density verification test will be the result of a single core or the average of the nuclear density tests at one location. The results of each density test must be within acceptable limits. The Engineer will promptly notify the Contractor of observed deficiencies."

Revise the seventh paragraph and all subsequent paragraphs in Section D. of the document "Hot-Mix Asphalt QC/QA Initial Daily Plant and Random Samples" to read:

"Mixtures shall be sampled from the truck at the plant by the Contractor following the same procedure used to collect QC mixture samples (Section A). This process will be witnessed by the Engineer who will take custody of the verification sample. Each sample bag with a verification mixture sample will be secured by the Engineer using a locking ID tag. Sample boxes containing the verification mixture sample will be sealed/taped by the Engineer using a security ID label."

State of Illinois  
DEPARTMENT OF TRANSPORTATION  
Bureau of Local Roads & Streets

SPECIAL PROVISION  
FOR  
EMULSIFIED ASPHALTS

Effective: January 1, 2007  
Revised: February 7, 2008

All references to Sections and Articles in this Special Provision shall be construed to mean specific Sections and Articles in the Standard Specifications for Road and Bridge Construction adopted by the Department of Transportation.

Replace the table after Note 2 in Article 403.02 with the following:

| Type of Construction     | Bituminous Materials Recommended for Weather Conditions Indicated                               |   |
|--------------------------|---|---|
|                          | Warm<br>[15 °C to 30 °C]*<br>[(60 °F to 85 °F)]*  | Hot<br>[30 °C Plus]*<br>[(85 °F Plus)]*   |
| Prime                    | MC-30, PEP  | MC-30, PEP  |
| Cover Coat and Seal Coat | RS-2, CRS-2, RC-800, RC-3000, MC-800, MC-3000, SC-3000, HFE-90, HFE-150, HFE-300, HFRS-2, PEA** | RS-2, CRS-2, RC-800, RC-3000, MC-800, MC-3000, SC-3000, PG46-28, PG52-28, HFE-90, HFE-150, HFE-300, HFRS-2, PEA** |

\* Temperature of the air in the shade at the time of application.

\*\* PEA is only allowed on roads with low traffic volumes

Replace the table after Note 2 in Article 406.02 with the following:

| Type of Construction  | Bituminous Materials Recommended          |
|---|---|
| Prime (tack) on Brick, Concrete, or Bituminous Bases (Note 3) | SS-1, SS-1h, CSS-1, CSS-1h, HFE-90, RC-70 |
| Prime on Aggregate Bases (Note 4)                             | MC-30, PEP                                |
| Mixture for Cracks, Joints, and Flangeways                    | PG58-22, PG64-22                          |

Note 3. When emulsified asphalts are used, they shall be diluted with an equal volume of potable water. HFE emulsions shall be diluted by the manufacturer. The diluted material shall be thoroughly agitated within 24 hours of application and show no separation of water and emulsion. The diluted material shall not be returned to an approved emulsion storage tank.

Note 4. Preparation of the bituminous PEP shall be as specified in Article 403.05.



Replace the table in Article 1032.04 with the following:

| Spraying Application Temperature Ranges |                    |                   |
|---|--------------------|-------------------|
| Type and Grade of Bituminous Material   | Temperature Ranges |                   |
|   | °F<br>min. - max.  | °C<br>min. - max. |
| PEP                                     | 60 - 130           | 15 - 55           |
| PEA                                     | 140 - 190          | 60 - 88           |
| MC-30                                   | 85 - 190           | 30 - 90           |
| MC-70, RC-70, SC-70                     | 120 - 225          | 50 - 105          |
| MC-250, SC-250                          | 165 - 270          | 75 - 130          |
| MC-800, SC-800                          | 200 - 305          | 95 - 150          |
| MC-3000, SC-3000                        | 230 - 345          | 110 - 175         |
| PG46-28                                 | 275 - 385          | 135 - 195         |
| PG52-28                                 | 285 - 395          | 140 - 200         |
| RS-2, CRS-2                             | 110 - 160          | 45 - 70           |
| SS-1, SS-1h, CSS-1, CSS-1h              | 75 - 130           | 25 - 55           |
| SS-1hP, CSS-1hP                         | 75 - 130           | 25 - 55           |
| HFE-90, HFE-150, HFE-300                | 150 - 180          | 65 - 80           |
| HFP, CRSP, HFRS-2                       | 150 - 180          | 65 - 80           |
| E-2                                     | 85 - 190           | 30 - 90           |
| E-3                                     | 120 - 225          | 50 - 105          |
| E-4                                     | 165 - 270          | 75 - 130          |

Add subparagraph (g) to Article 1032.06:


- (g) Penetrating Emulsified Asphalt (PEA). The penetrating emulsified asphalt shall meet the following requirements when tested according to AASHTO T59:

|   |      |                         |
|---|------|-------------------------|
| Viscosity, Saybolt Fural @ 25°C (77°F),                 | sec: | 20 - 500                |
| Sieve Test, retained on 850 µm (No. 20) sieve, maximum, | %:   | 0.10                    |
| Storage Stability Test, 1 day, maximum,                 | %:   | 1                       |
| Float Test @ 60°C (140°F), minimum,                     | sec: | 150                     |
| Stone Coating Test, 3 minutes,                          | :    | Stone Coated Thoroughly |
| Particle Charge   | :    | Negative                |
| pH, minimum   | :    | 7.3                     |
| Distillation Test:                                      |      |                         |
| Distillation to 260°C (500°F) Residue, minimum          | %:   | 65                      |
| Oil Distillate by Volume, maximum                       | %:   | 3                       |
| Test on residue from distillation:                      |      |                         |
| Penetration @ 25°C (77°F), 100 g, 5 sec, minimum        | dmm: | 300                     |

Replace the last sentence and table of Article 1032.06 with the following:

The different grades are, in general, used for the following.

| Grade   | Use                                |
|---|------------------------------------|
| SS-1, SS-1h, CSS-1, CSS-1h, HFE 90, SS-1hP, CSS-1hP           | Tack or fog seal                   |
| PEP   | Bituminous surface treatment prime |
| RS-2, HFE 90, HFE 150, HFE 300, CRSP, HFP, CRS-2, HFRS-2, PEA | Bituminous surface treatment       |
| CSS-1h Latex Modified   | Microsurfacing                     |



# Alexander Co, IL Ullin Road Sampling Report

# Ullin Road; Alexander Co, IL - Sampling Report Summary

## Background

- Per request of Alexander County, Ullin Road was sampled on December 17<sup>th</sup>, 2024, from IL-127 east 1.6 miles to Eastern Limits. The roadway was sampled to explore existing material, as well as evaluate the roadway's candidacy for a cold recycling treatment utilizing engineered emulsion.
- The total project length is approximately 1.6 miles, averaging 23 feet wide, with a total existing pavement area of approximately 21,600 square yards.
- A total of 11 locations were sampled throughout the roadway to measure material thickness and examine material type.


## Findings

- Bituminous material thicknesses ranged from 4.3 to 12.0 inches, with an average of 7.4 inches.
  - The bituminous material throughout the project consisted of several layers of HMA.
- The aggregate base observed below the bituminous material was a sandy gravel. The sandy gravel was observed to a depth of 8.0 inches below the surface and appeared to extend deeper into the pavement structure at all of the locations.
- Common failures and distresses throughout the project include fatigue cracking, longitudinal cracking, and full depth cracking.
- Existing drainage conditions along the roadway appear adequate for a potential cold recycling treatment.
- Dynamic Cone Penetrometer (DCP) testing was performed at 8 of the sampling locations to estimate base and subgrade strength. Additional information can be found in Appendix A.
  - The estimated California Bearing Ratio (CBR) values determined from DCP testing represent subgrade strength, with low numbers for weaker materials, and high numbers for stronger subgrade.
  - DCP testing indicates that the locations tested appear to have adequate subgrade strength for cold recycling treatment.

## Recommendations

- Per preliminary project plans, a 4.0-inch CIR treatment is planned for Ullin Road.
  - The planned CIR treatment depth cannot repair the materials or distresses left unprocessed by the treatment but can further delay the damage to the final surface.
- Another viable treatment option to perform on Ullin Road is an 8.0-inch Full Depth Reclamation (FDR) treatment utilizing engineered emulsion.
  - The FDR treatment will process the entire thickness of the bituminous material at a majority the sampling locations, except for location #4 and #9. Thus, treating the full depth cracking that was observed at sampling locations #3, 5, and 9.
- A through pavement design is recommended to determine the final overlay surface once the recycled mat is cured.

# Sampling and Testing Locations Ullin Road



| Location # | Lane Direction | Approximate Distance from IL 127 (mi.): | Average Bituminous Pavement Thickness (in.): |
|------------|----------------|---|--|
| 1          | EB             | 0.031                                   | 6.3  |
| 2          | WB             | 0.169                                   | 6.0  |
| 3          | EB             | 0.303                                   | 7.5  |
| 4          | WB             | 0.468                                   | 10.0   |
| 5          | EB             | 0.609                                   | 7.0  |
| 6          | WB             | 0.771                                   | 7.0  |
| 7          | EB             | 0.900                                   | 6.3  |
| 8          | WB             | 1.04                                    | 8.0  |
| 9          | EB             | 1.17                                    | 12.0   |
| 10         | WB             | 1.38                                    | 4.3  |
| 11         | EB             | 1.50                                    | 7.5  |
| Average    |                |   | 7.4  |

# Ullin Road – Alexander Co, IL

## Sampling and Testing

### Location 1: Eastbound Lane

#### Existing Roadway Condition



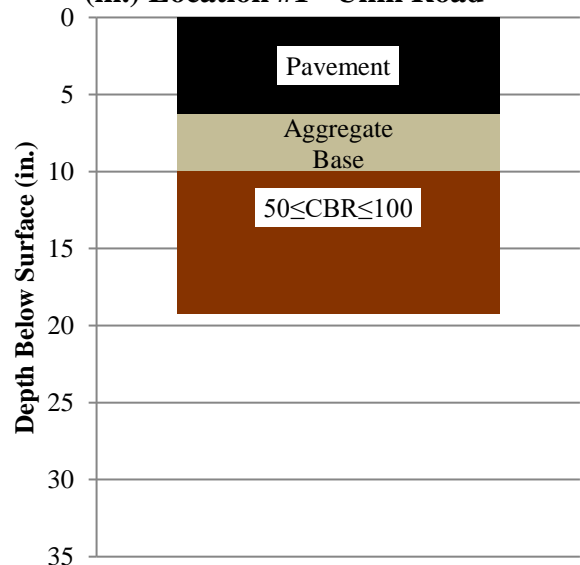
#### Roadway Observations:

- Fatigue cracking
- Longitudinal cracking

#### Coring Observations:

- A total of 6.3 inches of bituminous material observed at this location
- Aggregate base observed directly below the bituminous material to a depth of 10.0 inches and appears to extend deeper into the pavement structure

#### CBR vs. Depth Below Surface (in.) Location #1 - Ullin Road



#### Pictured Bituminous Thickness

#1-6.3"    #2-6.3"    #3-6.3"    #4-6.3"





# Ullin Road – Alexander Co, IL

## Sampling and Testing

### Location 2: Westbound Lane

#### Existing Roadway Condition



#### Roadway Observations:

- Fatigue cracking
- Longitudinal and transverse cracking

#### Coring Observations:

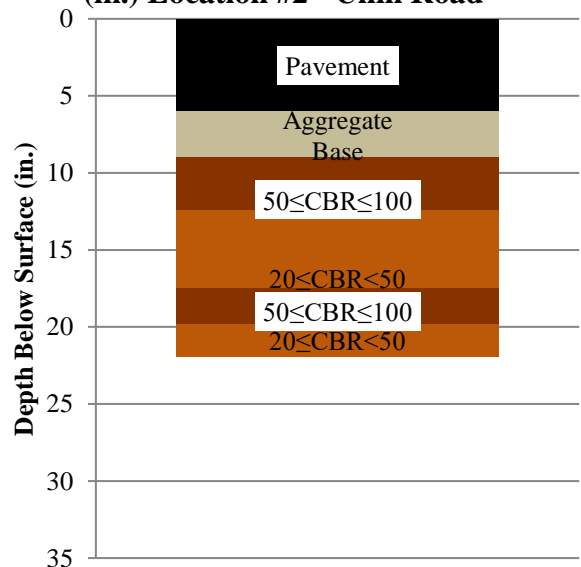
- A total of 6.0 inches of bituminous material observed at this location
- Aggregate base observed directly below the bituminous material to a depth of 9.0 inches and appears to extend deeper into the pavement structure

#### Pictured Bituminous Thickness

#1-6.0"    #2-6.0"    #3-6.0"    #4-6.0"



#### CBR vs. Depth Below Surface (in.) Location #2 - Ullin Road




# Ullin Road – Alexander Co, IL

## Sampling and Testing

### Location 3: Eastbound Lane

#### Existing Roadway Condition



#### Roadway Observations:

- Fatigue cracking
- Longitudinal cracking

#### Coring Observations:

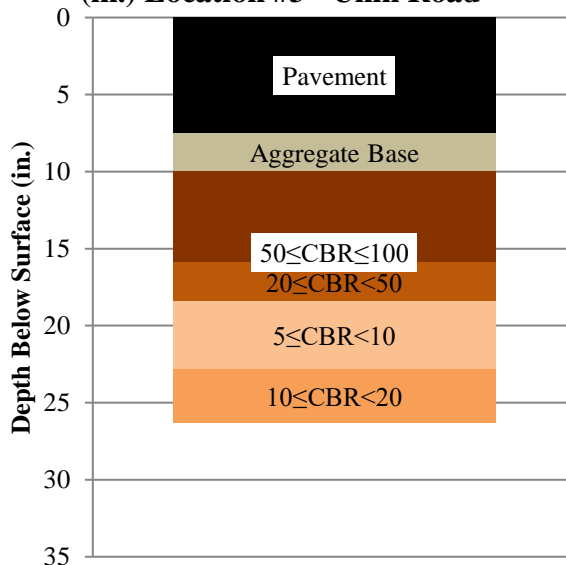
- A total of 7.5 inches of bituminous material observed at this location
- Cracking observed in the top 2.0 inches of sample #2
- Full depth intact samples unable to be extracted due to full depth cracking in sample #3 and #4
- Aggregate base observed directly below the bituminous material to a depth of 10.0 inches and appears to extend deeper into the pavement structure

#### Pictured Bituminous Thickness

#1-7.5"    #2-7.5"    #3-6.8"    #4-6.8"



#### CBR vs. Depth Below Surface (in.) Location #3 - Ullin Road





# Ullin Road – Alexander Co, IL

## Sampling and Testing

### Location 4: Westbound Lane

#### Existing Roadway Condition



#### Roadway Observations:

- Fatigue cracking
- Longitudinal cracking

#### Coring Observations:

- A total of 10.0 inches of bituminous material observed at this location
- Full depth samples unable to be extracted intact due to deterioration of the samples below 8.8 inches.

#### Pictured Bituminous Thickness

#1-8.8"    #2-8.8"    #3-8.8"    #4-8.8"





# Ullin Road – Alexander Co, IL

## Sampling and Testing

### Location 5: Eastbound Lane

#### Existing Roadway Condition



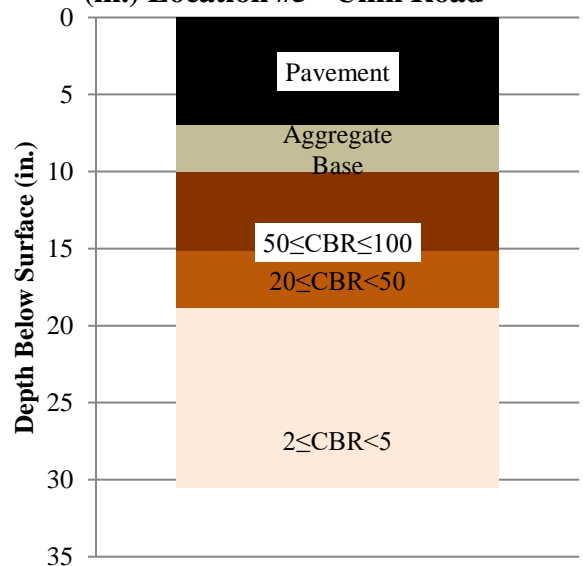
#### Roadway Observations:

- Fatigue cracking
- Longitudinal cracking

#### Coring Observations:

- A total of 7.0 inches of bituminous material observed at this location
- Full depth cracking observed in all the samples
- Aggregate base observed directly below the bituminous material to a depth of 10.0 inches and appears to extend deeper into the pavement structure

#### CBR vs. Depth Below Surface (in.) Location #5 - Ullin Road



#### Pictured Bituminous Thickness

#1-7.0" #2-7.0" #3-7.0" #4-7.0"



# Ullin Road – Alexander Co, IL

## Sampling and Testing

### Location 6: Westbound Lane

#### Existing Roadway Condition



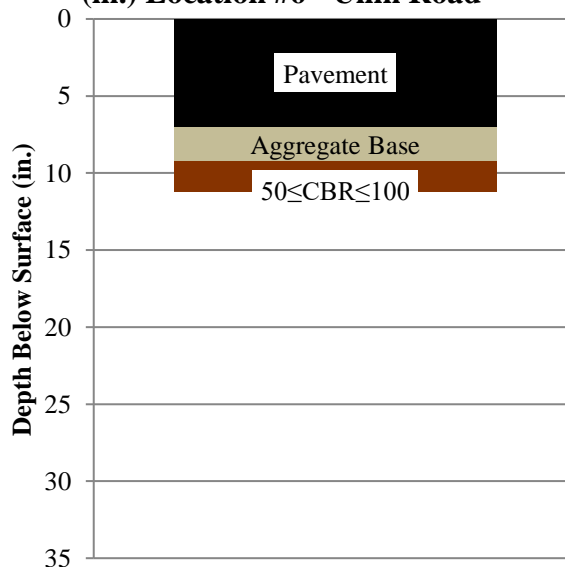
#### Roadway Observations:

- Fatigue cracking
- Longitudinal cracking

#### Coring Observations:

- A total of 7.0 inches of bituminous material observed at this location
- Delamination and stripping observed 2.0 inches below the surface
- Aggregate base observed directly below the bituminous material to a depth of 9.3 inches and appears to extend deeper into the pavement structure

#### CBR vs. Depth Below Surface (in.) Location #6 - Ullin Road



#### Pictured Bituminous Thickness

#1-7.0" #2-7.0" #3-7.0" #4-7.0"





# Ullin Road – Alexander Co, IL

## Sampling and Testing

### Location 7: Eastbound Lane

#### Existing Roadway Condition



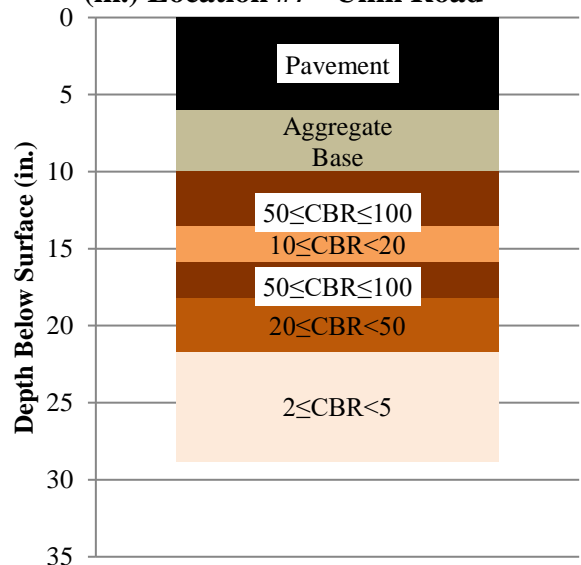
#### Roadway Observations:

- Fatigue cracking
- Longitudinal cracking

#### Coring Observations:

- A total of 6.3 inches of bituminous material observed at this location
- Aggregate base observed directly below the bituminous material to a depth of 10.0 inches and appears to extend deeper into the pavement structure

#### CBR vs. Depth Below Surface (in.) Location #7 - Ullin Road



#### Pictured Bituminous Thickness

#1-6.0" #2-7.0" #3-6.0" #4-6.0"





# Ullin Road – Alexander Co, IL

## Sampling and Testing

### Location 8: Westbound Lane

#### Existing Roadway Condition



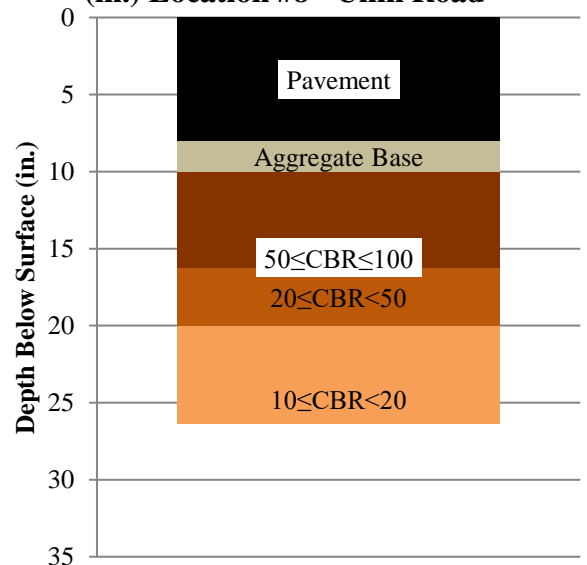
#### Roadway Observations:

- Fatigue cracking
- Longitudinal cracking

#### Coring Observations:

- A total of 8.0 inches of bituminous material observed at this location
- Aggregate base observed directly below the bituminous material to a depth of 10.0 inches and appears to extend deeper into the pavement structure

#### CBR vs. Depth Below Surface (in.) Location #8 - Ullin Road



#### Pictured Bituminous Thickness

#1-8.0" #2-8.0" #3-8.0" #4-8.0"






# Ullin Road – Alexander Co, IL

## Sampling and Testing

### Location 9: Eastbound Lane

#### Existing Roadway Condition



#### Roadway Observations:

- Fatigue cracking
- Longitudinal cracking

#### Coring Observations:

- A total of 12.0 inches of bituminous material observed at this location
- Delamination observed 4.5 inches below the surface
- Aggregate base observed directly below the bituminous material to a depth of 10.0 inches and appears to extend deeper into the pavement structure

#### Pictured Bituminous Thickness

#1-12.0" #2-12.0" #3-12.0" #4-12.0"





# Ullin Road – Alexander Co, IL

## Sampling and Testing

### Location 10: Westbound Lane

#### Existing Roadway Condition



#### Roadway Observations:

- Fatigue cracking
- Longitudinal cracking

#### Coring Observations:

- A total of 4.3 inches of bituminous material observed at this location
- Aggregate base observed directly below the bituminous material to a depth of 8.0 inches and appears to extend deeper into the pavement structure

#### Pictured Bituminous Thickness

#1-4.3"    #2-4.3"    #3-4.3"    #4-4.3"





# Ullin Road – Alexander Co, IL

## Sampling and Testing

### Location 11: Eastbound Lane

#### Existing Roadway Condition



#### Roadway Observations:

- Fatigue cracking
- Longitudinal cracking

#### Coring Observations:

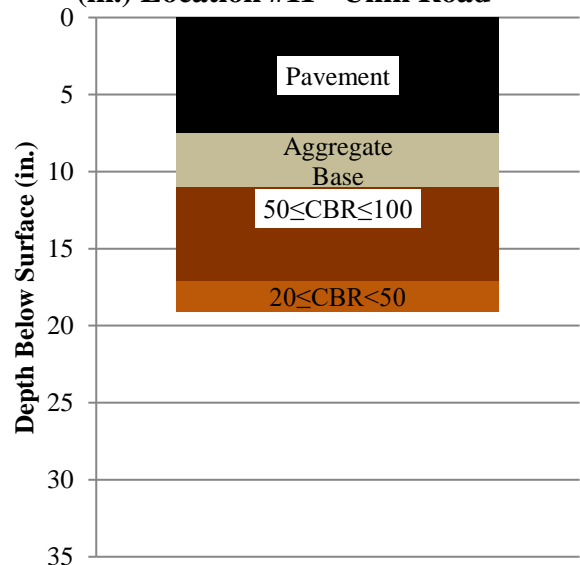
- An average of 7.5 inches of bituminous material observed at this location
- Aggregate base observed directly below the bituminous material to a depth of 10.0 inches and appears to extend deeper into the pavement structure

#### Pictured Bituminous Thickness

#1-7.3" #2-7.3" #3-7.5" #4-7.8"



#### CBR vs. Depth Below Surface (in.) Location #11 - Ullin Road

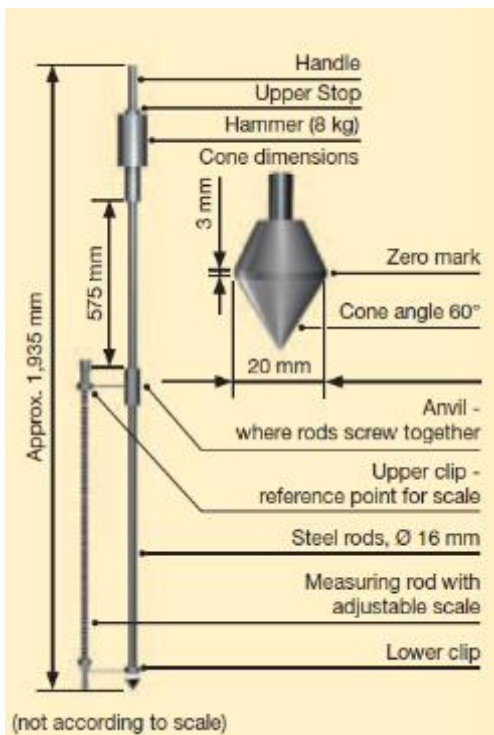




# Appendix A

## Dynamic Cone Penetrometer Testing

- Dynamic Cone Penetrometer (DCP) testing was performed at multiple sampling locations. The dynamic cone penetrometer (ASTM 6951) involves the penetration rate of an 8 kg hammer through undisturbed soil and/or compacted materials.
- The rate can be related to in situ strength such as an estimated in situ CBR, which in turn can be related to the more common resilient modulus for pavement design applications.
- Once the hammer began penetrating the natural subgrade beneath the layers of HMA and aggregate base, the penetration rate increased signifying weaker subgrade material.
- The penetration rate is then correlated to an estimated CBR value as shown in ASTM D6951.
- Typical CBR Values for reference purposes:
  - Aggregate Base:  $\text{CBR} > 50$
  - Gravel and Gravelly Soils:  $60 > \text{CBR} > 20$
  - Sand and Sandy Soils:  $20 > \text{CBR} > 10$
  - Silts and Clays with low plasticity:  $\text{CBR} < 15$
  - Silts and Clays with high moisture and plasticity:  $\text{CBR} < 5$
- Charts in the coring details show DCP data and estimated CBR values versus depth



## CEMENT, FINELY DIVIDED MINERALS, ADMIXTURES; CONCRETE, AND MORTAR (BDE)

Effective: January 1, 2025

Revise the first paragraph of Article 285.05 of the Standard Specifications to read:

**“285.05 Fabric Formed Concrete Revetment Mat.** The grout shall consist of a mixture of cement, fine aggregate, and water so proportioned and mixed as to provide a pumpable slurry. Fly ash or ground granulated blast furnace (GGBF) slag, and concrete admixtures may be used at the option of the Contractor. The grout shall have an air content of not less than 6.0 percent nor more than 9.0 percent of the volume of the grout. The mix shall obtain a compressive strength of 2500 psi (17,000 kPa) at 28 days according to Article 1020.09.”

Revise Article 302.02 of the Standard Specifications to read:

**“302.02 Materials.** Materials shall be according to the following.

| Item  | Article/Section |
|---|-----------------|
| (a) Cement .....                              | 1001            |
| (b) Water .....                               | 1002            |
| (c) Hydrated Lime .....                       | 1012.01         |
| (d) By-Product, Hydrated Lime .....           | 1012.02         |
| (e) By-Product, Non-Hydrated Lime .....       | 1012.03         |
| (f) Lime Slurry .....                         | 1012.04         |
| (g) Fly Ash .....                             | 1010            |
| (h) Soil for Soil Modification (Note 1) ..... | 1009.01         |
| (i) Bituminous Materials (Note 2) .....       | 1032            |

Note 1. This soil requirement only applies when modifying with lime (slurry or dry).

Note 2. The bituminous materials used for curing shall be emulsified asphalt RS-2, CRS-2, HFE 90, or HFE 150; rapid curing liquid asphalt RC-70; or medium curing liquid asphalt MC-70 or MC-250.”

Revise Article 312.07(c) of the Standard Specifications to read:

“(c) Cement .....1001”

Add Article 312.07(i) of the Standard Specifications to read:

“(i) Ground Granulated Blast Furnace (GGBF) Slag .....1010”

Revise the first paragraph of Article 312.09 of the Standard Specifications to read:

**“312.09 Proportioning and Mix Design.** At least 60 days prior to start of placing CAM II, the Contractor shall submit samples of materials to be used in the work for proportioning and testing.

The mixture shall contain a minimum of 200 lb (120 kg) of cement per cubic yard (cubic meter). Cement may be replaced with fly ash or ground granulated blast furnace (GGBF) slag according to Article 1020.05(c)(1) or 1020.05(c)(2), respectively, however the minimum cement content in the mixture shall be 170 lbs/cu yd (101 kg/cu m). Blends of coarse and fine aggregates will be permitted, provided the volume of fine aggregate does not exceed the volume of coarse aggregate. The Engineer will determine the proportions of materials for the mixture according to the "Portland Cement Concrete Level III Technician Course" manual. However, the Contractor may substitute their own mix design. Article 1020.05(a) shall apply, and a Level III PCC Technician shall develop the mix design."

Revise Article 352.02 of the Standard Specifications to read:

**"352.02 Materials.** Materials shall be according to the following.

| Item                                       | Article/Section |
|--|-----------------|
| (a) Cement (Note 1) .....                  | 1001            |
| (b) Soil for Soil-Cement Base Course ..... | 1009.03         |
| (c) Water .....                            | 1002            |
| (d) Bituminous Materials (Note 2) .....    | 1032            |

Note 1. Bulk cement may be used for the traveling mixing plant method if the equipment for handling, weighing, and spreading the cement is approved by the Engineer.

Note 2. The bituminous materials used for curing shall be emulsified asphalt RS-2, CRS-2, HFE 90, or HFE 150; rapid curing liquid asphalt RC-70; or medium curing liquid asphalt MC-70 or MC-250."

Revise Article 404.02 of the Standard Specifications to read:

**"404.02 Materials.** Materials shall be according to the following.

| Item  | Article/Section |
|---|-----------------|
| (a) Cement .....                                | 1001            |
| (b) Water .....                                 | 1002            |
| (c) Fine Aggregate .....                        | 1003.08         |
| (d) Bituminous Material (Tack Coat) .....       | 1032.06         |
| (e) Emulsified Asphalts (Note 1) (Note 2) ..... | 1032.06         |
| (f) Fiber Modified Joint Sealer .....           | 1050.05         |
| (g) Additives (Note 3)                          |                 |

Note 1. When used for slurry seal, the emulsified asphalt shall be CQS-1h according to Article 1032.06(b).

Note 2. When used for micro-surfacing, the emulsified asphalt shall be CQS-1hP according to Article 1032.06(e).

Note 3. Additives may be added to the emulsion mix or any of the component materials to provide the control of the quick-traffic properties. They shall be included as part of the mix design and be compatible with the other components of the mix.

Revise the last sentence of the fourth paragraph of Article 404.08 of the Standard Specifications to read:

“When approved by the Engineer, the sealant may be dusted with fine sand, cement, or mineral filler to prevent tracking.”

Revise Note 2 of Article 516.02 of the Standard Specifications to read:

“Note 2. The sand-cement grout mix shall be according to Section 1020 and shall be a 1:1 blend of sand and cement comprised of a Type I, IL, or II cement at 185 lb/cu yd (110 kg/cu m). The maximum water cement ratio shall be sufficient to provide a flowable mixture with a typical slump of 10 in. (250 mm).”

Revise Note 2 of Article 543.02 of the Standard Specifications to read:

“Note 2. The grout mixture shall be 6.50 hundredweight/cu yd (385 kg/cu m) of cement plus fine aggregate and water. Fly ash or ground granulated blast furnace (GGBF) slag may replace a maximum of 5.25 hundredweight/cu yd (310 kg/cu m) of the cement. The water/cement ratio, according to Article 1020.06, shall not exceed 0.60. An air-entraining admixture shall be used to produce an air content, according to Article 1020.08, of not less than 6.0 percent nor more than 9.0 percent of the volume of the grout. The Contractor shall have the option to use a water-reducing or high range water-reducing admixture.”

Revise Article 583.01 of the Standard Specifications to read:

**“583.01 Description.** This work shall consist of placing cement mortar along precast, prestressed concrete bridge deck beams as required for fairing out any unevenness between adjacent deck beams prior to placing of waterproofing membrane and surfacing.”

Revise Article 583.02(a) of the Standard Specifications to read:

“(a) Cement .....1001”

Revise the first paragraph of Article 583.03 of the Standard Specifications to read:

**“583.03 General.** This work shall only be performed when the air temperature is 45 °F (7 °C) and rising. The mixture for cement mortar shall consist of three parts sand to one part cement by volume. The amount of water shall be no more than that necessary to produce a workable, plastic mortar.”

Revise Note 2/ in Article 1003.01(b) of the Standard Specifications to read:

“2/ Applies only to sand. Sand exceeding the colorimetric test standard of 11 (Illinois Modified AASHTO T 21) will be checked for mortar making properties according to Illinois Modified ASTM C 87 and shall develop a compressive strength at the age of 14 days when using Type I, IL, or II cement of not less than 95 percent of the comparable standard.

Revise the second sentence of Article 1003.02(e)(1) of the Standard Specifications to read:

“The test will be performed with Type I, IL, or II portland cement having a total equivalent alkali content ( $\text{Na}_2\text{O} + 0.658\text{K}_2\text{O}$ ) of 0.90 percent or greater.”

Revise the first sentence of the second paragraph of Article 1003.02(e)(3) of the Standard Specifications to read:

“The ASTM C 1293 test shall be performed with Type I, IL, or II portland cement having a total equivalent alkali content ( $\text{Na}_2\text{O} + 0.658\text{K}_2\text{O}$ ) of 0.80 percent or greater.”

Revise the second sentence of Article 1004.02(g)(1) of the Standard Specifications to read:

“The test will be performed with Type I, IL, or II portland cement having a total equivalent alkali content ( $\text{Na}_2\text{O} + 0.658\text{K}_2\text{O}$ ) of 0.90 percent or greater.”

Revise Article 1017.01 of the Standard Specifications to read:

**“1017.01 Requirements.** The mortar shall be high-strength according to ASTM C 387 and shall have a minimum 80.0 percent relative dynamic modulus of elasticity when tested by the Department according to Illinois Modified AASHTO T 161 or AASHTO T 161 when tested by an independent lab. The high-strength mortar shall have a water-soluble chloride ion content of less than 0.40 lb/cu yd (0.24 kg/cu m). The test shall be performed according to ASTM C 1218, and the high-strength mortar shall have an age of 28 to 42 days at the time of test. The ASTM C 1218 test shall be performed by an independent lab a minimum of once every five years, and the test results shall be provided to the Department. Mixing of the high-strength mortar shall be according to the manufacturer’s specifications. The Department will maintain a qualified product list.”

Revise the fourth sentence of Article 1018.01 of the Standard Specifications to read:

“The ASTM C 1218 test shall be performed by an independent lab a minimum of once every five years, and the test results shall be provided to the Department.”

Revise Article 1019.02 of the Standard Specifications to read:

**“1019.02 Materials.** Materials shall be according to the following.

| Item             | Article/Section |
|------------------|-----------------|
| (a) Cement ..... | 1001            |
| (b) Water .....  | 1002            |

- (c) Fine Aggregate for Controlled Low-Strength Material (CLSM) ..... 1003.06
- (d) Fly Ash ..... 1010
- (e) Ground Granulated Blast Furnace (GGBF) Slag..... 1010
- (f) Admixtures (Note 1)

Note 1. The air-entraining admixture may be in powder or liquid form. Prior to approval, a CLSM air-entraining admixture will be evaluated by the Department. The admixture shall be able to meet the air content requirements of Mix 2. The Department will maintain a qualified product list.”

Revise Article 1019.05 of the Standard Specifications to read:

“**1019.05 Department Mix Design.** The Department mix design shall be Mix 1, 2, or 3 and shall be proportioned to yield approximately one cubic yard (cubic meter).

| Mix 1                                    |                       |
|--|-----------------------|
| Cement                                   | 50 lb (30 kg)         |
| Fly Ash – Class C or F, and/or GGBF Slag | 125 lb (74 kg)        |
| Fine Aggregate – Saturated Surface Dry   | 2900 lb (1720 kg)     |
| Water                                    | 50-65 gal (248-322 L) |
| Air Content                              | No air is entrained   |

| Mix 2                                  |                       |
|--|-----------------------|
| Cement                                 | 125 lb (74 kg)        |
| Fine Aggregate – Saturated Surface Dry | 2500 lb (1483 kg)     |
| Water                                  | 35-50 gal (173-248 L) |
| Air Content                            | 15-25 %               |

| Mix 3                                    |                       |
|--|-----------------------|
| Cement                                   | 40 lb (24 kg)         |
| Fly Ash – Class C or F, and/or GGBF Slag | 125 lb (74 kg)        |
| Fine Aggregate – Saturated Surface Dry   | 2500 lb (1483 kg)     |
| Water                                    | 35-50 gal (179-248 L) |
| Air Content                              | 15-25 %”              |

Revise Article 1020.04, Table 1, Note (8) of the Standard Specifications to read:

“(8) In addition to the Type III portland cement, 100 lb/cu yd of ground granulated blast-furnace slag and 50 lb/cu yd of microsilica (silica fume) shall be used. For an air temperature greater than 85 °F, the Type III portland cement may be replaced with Type I, IL, or II portland cement.”

Revise Article 1020.04, Table 1 (Metric), Note (8) of the Standard Specifications to read:

“(8) In addition to the Type III portland cement, 60 kg/cu m of ground granulated blast-furnace slag and 30 kg/cu m of microsilica (silica fume) shall be used. For an air temperature greater than 30 °C, the Type III portland cement may be replaced with Type I, IL, or II portland cement.”

Revise the second paragraph of Article 1020.05(a) of the Standard Specifications to read:

“For a mix design using a portland-pozzolan cement, portland blast-furnace slag cement, portland-limestone cement, or replacing portland cement with finely divided minerals per Articles 1020.05(c) and 1020.05(d), the Contractor may submit a mix design with a minimum portland cement content less than 400 lbs/cu yd (237 kg/cu m), but not less than 375 lbs/cu yd (222 kg/cu m), if the mix design is shown to have a minimum relative dynamic modulus of elasticity of 80 percent determined according to AASHTO T 161. Testing shall be performed by an independent laboratory accredited by AASHTO re:source for Portland Cement Concrete.”

Revise the first sentence of the first paragraph of Article 1020.05(b) of the Standard Specifications to read:

“Corrosion inhibitors and concrete admixtures shall be according to the qualified product lists.”

Delete the fourth and fifth sentences of the second paragraph of Article 1020.05(b) of the Standard Specifications.

Revise the third sentence of the second paragraph of Article 1020.05(b)(5) of the Standard Specifications to read:

“The qualified product lists of concrete admixtures shall not apply.”

Revise second paragraph of Article 1020.05(b)(10) of the Standard Specifications to read:

“When calcium nitrite is used, it shall be added at the rate of 4 gal/cu yd (20 L/cu m) and shall be added to the mix immediately after all compatible admixtures have been introduced to the batch. Other corrosion inhibitors shall be added per the manufacturer’s specifications.”

Delete the third paragraph of Article 1020.05(b)(10) of the Standard Specifications.

Revise Article 1020.15(b)(1)c. of the Standard Specifications to read:

“c. The minimum portland cement content in the mixture shall be 375 lbs/cu yd (222 kg/cu m). When the total of organic processing additions, inorganic processing additions, and limestone addition exceed 5.0 percent in the cement, the minimum portland cement content in the mixture shall be 400 lbs/cu yd (237 kg/cu m). For a drilled shaft, foundation, footing, or substructure, the

minimum portland cement may be reduced to as low as 330 lbs/cu yd (196 kg/cu m) if the concrete has adequate freeze/thaw durability. The Contractor shall provide freeze/thaw test results according to AASHTO T 161, and the relative dynamic modulus of elasticity of the mix design shall be a minimum of 80 percent. Testing shall be performed by an independent laboratory accredited by AASHTO re:source for Portland Cement Concrete. Freeze/thaw testing will not be required for concrete that will not be exposed to freezing and thawing conditions as determined by the Engineer.”

Revise Article 1021.01 of the Standard Specifications to read:

**“1021.01 General.** Admixtures shall be furnished in liquid or powder form ready for use. The admixtures shall be delivered in the manufacturer's original containers, bulk tank trucks or such containers or tanks as are acceptable to the Engineer. Delivery shall be accompanied by a ticket which clearly identifies the manufacturer, the date of manufacture, and trade name of the material. Containers shall be readily identifiable as to manufacturer, the date of manufacture, and trade name of the material they contain.

Concrete admixtures shall be on one of the Department's qualified product lists. Unless otherwise noted, admixtures shall have successfully completed and remain current with the AASHTO Product Eval and Audit Concrete Admixture (CADD) testing program. For admixture submittals to the Department; the product brand name, manufacturer name, admixture type or types, an electronic link to the product's technical data sheet, and the NTPEP testing number which contains an electronic link to all test data shall be provided. In addition, a letter shall be submitted certifying that no changes have been made in the formulation of the material since the most current round of tests conducted by AASHTO Product Eval and Audit. After 28 days of testing by AASHTO Product Eval and Audit, air-entraining admixtures may be provisionally approved and used on Departmental projects. For all other admixtures, unless otherwise noted, the time period after which provisionally approved status may be earned is 6 months.

The manufacturer shall include the following in the submittal to the AASHTO Product Eval and Audit CADD testing program: the manufacturing range for specific gravity, the midpoint and manufacturing range for residue by oven drying, and manufacturing range of pH. The submittal shall also include an infrared spectrophotometer trace no more than five years old.

For air-entraining admixtures according to Article 1021.02, the specific gravity allowable manufacturing range established by the manufacturer shall be according to AASHTO M 194. For residue by oven drying and pH, the allowable manufacturing range and test methods shall be according to AASHTO M 194.

For admixtures according to Articles 1021.03, 1021.04, 1021.05, 1021.06, 1021.07, and 1021.08, the pH allowable manufacturing range established by the manufacturer shall be according to ASTM E 70. For specific gravity and residue by oven drying, the allowable manufacturing range and test methods shall be according to AASHTO M 194.



All admixtures, except chloride-based accelerators, shall contain a maximum of 0.3 percent chloride by weight (mass) as determined by an appropriate test method. To verify the test result, the Department will use Illinois Modified AASHTO T 260, Procedure A, Method 1.

Prior to final approval of an admixture, the Engineer reserves the right to request a sample for testing. The test and reference concrete mixtures tested by the Engineer will contain a cement content of 5.65 cwt/cu yd (335 kg/cu m). For freeze-thaw testing, the Department will perform the test according to Illinois Modified AASHTO T 161. The flexural strength test will be performed according to AASHTO T 177. If the Engineer decides to test the admixture, the manufacturer shall submit AASHTO T 197 water content and set time test results on the standard cement used by the Department. The manufacturer may select their lab or an independent lab to perform this testing. The laboratory is not required to be accredited by AASHTO.

Random field samples may be taken by the Department to verify an admixture meets specification. A split sample will be provided to the manufacturer if requested. Admixtures that do not meet specification requirements or an allowable manufacturing range established by the manufacturer shall be replaced with new material.”

Revise Article 1021.03 of the Standard Specifications to read:

**“1021.03 Retarding and Water-Reducing Admixtures.** The admixture shall be according to the following.

- (a) Retarding admixtures shall be according to AASHTO M 194, Type B (retarding) or Type D (water-reducing and retarding).
- (b) Water-reducing admixtures shall be according to AASHTO M 194, Type A.
- (c) High range water-reducing admixtures shall be according to AASHTO M 194, Type F (high range water-reducing) or Type G (high range water-reducing and retarding).”

Revise Article 1021.05 of the Standard Specifications to read:

**“1021.05 Self-Consolidating Admixtures.** Self-consolidating admixture systems shall consist of either a high range water-reducing admixture only or a high range water-reducing admixture combined with a separate viscosity modifying admixture. The one or two component admixture system shall be capable of producing a concrete that can flow around reinforcement and consolidate under its own weight without additional effort and without segregation.

High range water-reducing admixtures shall be according to AASHTO M 194, Type F.

Viscosity modifying admixtures shall be according to AASHTO M 194, Type S (specific performance).”

Revise Article 1021.06 of the Standard Specifications to read:

**“1021.06 Rheology-Controlling Admixture.** Rheology-controlling admixtures shall be capable of producing a concrete mixture with a lower yield stress that will consolidate easier for slipform applications used by the Contractor. Rheology-controlling admixtures shall be according to AASHTO M 194, Type S (specific performance).”

Revise Article 1021.07 of the Standard Specifications to read:

**“1021.07 Corrosion Inhibitor.** The corrosion inhibitor shall be according to one of the following.

(a) Calcium Nitrite. Corrosion inhibitors shall contain a minimum 30 percent calcium nitrite by weight (mass) of solution and shall comply with either the requirements of AASHTO M 194, Type C (accelerating) or the requirements of ASTM C 1582. The corrosion inhibiting performance requirements of ASTM C 1582 shall not apply.

(b) Other Materials. The corrosion inhibitor shall be according to ASTM C 1582.

For submittals requiring testing according to ASTM M 194, Type C (accelerating), the admixture shall meet the requirements of the AASHTO Product Eval and Audit CADD testing program according to Article 1021.01.

For submittals requiring testing according to ASTM C 1582, a report prepared by an independent laboratory accredited by AASHTO re:source for portland cement concrete shall be provided. The report shall show the results of physical tests conducted no more than five years prior to the time of submittal, according to applicable specifications. However, ASTM G 109 test information specified in ASTM C 1582 is not required to be from an independent accredited lab. All other information in ASTM C 1582 shall be from an independent accredited lab. Test data and other information required to be submitted to AASHTO Product Eval and Audit according to Article 1021.01, shall instead be submitted directly to the Department.”

Add Article 1021.08 of the Standard Specifications as follows:

**“1021.08 Other Specific Performance Admixtures.** Other specific performance admixtures shall, at a minimum, be according to AASHTO M 194, Type S (specific performance). The Department also reserves the right to require other testing, as determined by the Engineer, to show evidence of specific performance characteristics.

Initial testing according to AASHTO M 194 may be conducted under the AASHTO Product Eval and Audit CADD testing program according to Article 1021.01, or by an independent laboratory accredited by AASHTO re:source for Portland Cement Concrete. In either case, test data and other information required to be submitted to AASHTO Product Eval and Audit according to Article 1021.01, shall also be submitted directly to the Department. The independent accredited lab report shall show the results of physical tests conducted no more than five years prior to the time of submittal, according to applicable specifications.”

Revise Article 1024.01 of the Standard Specifications to read:

**“1024.01 Requirements for Grout.** The grout shall be proportioned by dry volume, thoroughly mixed, and shall have a minimum temperature of 50 °F (10 °C). Water shall not exceed the minimum needed for placement and finishing.

Materials for the grout shall be according to the following.

| Item   | Article/Section |
|--|-----------------|
| (a) Cement .....                                     | 1001            |
| (b) Water .....                                      | 1002            |
| (c) Fine Aggregate .....                             | 1003.02         |
| (d) Fly Ash .....                                    | 1010            |
| (e) Ground Granulated Blast Furnace (GGBF) Slag..... | 1010            |
| (f) Concrete Admixtures .....                        | 1021”           |

Revise Note 1 of Article 1024.02 of the Standard Specifications to read:

“Note 1. Nonshrink grout shall be according to Illinois Modified ASTM C 1107.

The nonshrink grout shall have a water-soluble chloride ion content of less than 0.40 lb/cu yd (0.24 kg/cu m). The test shall be performed according to ASTM C 1218, and the grout shall have an age of 28 to 42 days at the time of test. The ASTM C 1218 test shall be performed by an independent lab a minimum of once every five years, and the test results shall be provided to the Department. Mixing of the nonshrink grout shall be according to the manufacturer’s specifications. The Department will maintain a qualified product list.”

Revise Article 1029.02 of the Standard Specifications to read:

**“1029.02 Materials.** Materials shall be according to the following.

| Item  | Article/Section |
|---|-----------------|
| (a) Cement.....                                       | 1001            |
| (b) Fly Ash .....                                     | 1010            |
| (c) Ground Granulated Blast Furnace (GGBF) Slag ..... | 1010            |
| (d) Water.....  | 1002            |
| (e) Fine Aggregate.....                               | 1003            |
| (f) Concrete Admixtures .....                         | 1021            |
| (g) Foaming Agent (Note 1)                            |                 |

Note 1. The manufacturer shall submit infrared spectrophotometer trace and test results indicating the foaming agent meets the requirements of ASTM C 869 in order to be on the Department’s qualified product list. Submitted data/results shall not be more than five years old.”

Revise the second paragraph of Article 1103.03(a)(4) the Standard Specifications to read:

“The dispenser system shall provide a visual indication that the liquid admixture is actually entering the batch, such as via a transparent or translucent section of tubing or by independent check with an integrated secondary metering device. If approved by the Engineer, an alternate indicator may be used for admixtures dosed at rates of 25 oz/cwt (1630 mL/100 kg) or greater, such as accelerating admixtures, corrosion inhibitors, and viscosity modifying admixtures.”

Revise the first two sections of Check Sheet #11 of the Supplemental Specifications and Recurring Special Provisions to read:

“Description. This work shall consist of filling voids beneath rigid and composite pavements with cement grout.

Materials. Materials shall be according to the following Articles of Division 1000 - Materials of the Standard Specifications:

| Item  | Article/Section |
|---|-----------------|
| (a) Cement .....                                      | 1001            |
| (b) Water .....                                       | 1002            |
| (c) Fly Ash .....                                     | 1010            |
| (d) Ground Granulated Blast Furnace (GGBF) Slag.....  | 1010            |
| (e) Admixtures .....                                  | 1021            |
| (f) Packaged Rapid Hardening Mortar or Concrete ..... | 1018”           |

Revise the third paragraph of Materials Note 2 of Check Sheet #28 of the Supplemental Specifications and Recurring Special Provisions to read:

“The Department will maintain a qualified product list of synthetic fibers, which will include the minimum required dosage rate. For the minimum required fiber dosage rate based on the Illinois Modified ASTM C 1609 test, a report prepared by an independent laboratory accredited by AASHTO re:source for Portland Cement Concrete shall be provided. The report shall show results of tests conducted no more than five years prior to the time of submittal.”

80460

## **COMPENSABLE DELAY COSTS (BDE)**

Effective: June 2, 2017

Revised: April 1, 2019

Revise Article 107.40(b) of the Standard Specifications to read:

“(b) Compensation. Compensation will not be allowed for delays, inconveniences, or damages sustained by the Contractor from conflicts with facilities not meeting the above definition; or if a conflict with a utility in an unanticipated location does not cause a shutdown of the work or a documentable reduction in the rate of progress exceeding the limits set herein. The provisions of Article 104.03 notwithstanding, compensation for delays caused by a utility in an unanticipated location will be paid according to the provisions of this Article governing minor and major delays or reduced rate of production which are defined as follows.

- (1) Minor Delay. A minor delay occurs when the work in conflict with the utility in an unanticipated location is completely stopped for more than two hours, but not to exceed two weeks.
- (2) Major Delay. A major delay occurs when the work in conflict with the utility in an unanticipated location is completely stopped for more than two weeks.
- (3) Reduced Rate of Production Delay. A reduced rate of production delay occurs when the rate of production on the work in conflict with the utility in an unanticipated location decreases by more than 25 percent and lasts longer than seven calendar days.”

Revise Article 107.40(c) of the Standard Specifications to read:

“(c) Payment. Payment for Minor, Major, and Reduced Rate of Production Delays will be made as follows.

- (1) Minor Delay. Labor idled which cannot be used on other work will be paid for according to Article 109.04(b)(1) and (2) for the time between start of the delay and the minimum remaining hours in the work shift required by the prevailing practice in the area.

Equipment idled which cannot be used on other work, and which is authorized to standby on the project site by the Engineer, will be paid for according to Article 109.04(b)(4).

- (2) Major Delay. Labor will be the same as for a minor delay.

Equipment will be the same as for a minor delay, except Contractor-owned equipment will be limited to two weeks plus the cost of move-out to either the

Contractor's yard or another job and the cost to re-mobilize, whichever is less. Rental equipment may be paid for longer than two weeks provided the Contractor presents adequate support to the Department (including lease agreement) to show retaining equipment on the job is the most economical course to follow and in the public interest.

- (3) Reduced Rate of Production Delay. The Contractor will be compensated for the reduced productivity for labor and equipment time in excess of the 25 percent threshold for that portion of the delay in excess of seven calendar days. Determination of compensation will be in accordance with Article 104.02, except labor and material additives will not be permitted.

Payment for escalated material costs, escalated labor costs, extended project overhead, and extended traffic control will be determined according to Article 109.13."

Revise Article 108.04(b) of the Standard Specifications to read:

"(b) No working day will be charged under the following conditions.

- (1) When adverse weather prevents work on the controlling item.
- (2) When job conditions due to recent weather prevent work on the controlling item.
- (3) When conduct or lack of conduct by the Department or its consultants, representatives, officers, agents, or employees; delay by the Department in making the site available; or delay in furnishing any items required to be furnished to the Contractor by the Department prevents work on the controlling item.
- (4) When delays caused by utility or railroad adjustments prevent work on the controlling item.
- (5) When strikes, lock-outs, extraordinary delays in transportation, or inability to procure critical materials prevent work on the controlling item, as long as these delays are not due to any fault of the Contractor.
- (6) When any condition over which the Contractor has no control prevents work on the controlling item."

Revise Article 109.09(f) of the Standard Specifications to read:

- "(f) Basis of Payment. After resolution of a claim in favor of the Contractor, any adjustment in time required for the work will be made according to Section 108. Any adjustment in the costs to be paid will be made for direct labor, direct materials, direct equipment, direct jobsite overhead, direct offsite overhead, and other direct costs allowed by the resolution. Adjustments in costs will not be made for interest charges, loss of anticipated profit, undocumented loss of efficiency, home office overhead and unabsorbed overhead

other than as allowed by Article 109.13, lost opportunity, preparation of claim expenses and other consequential indirect costs regardless of method of calculation.

The above Basis of Payment is an essential element of the contract and the claim cost recovery of the Contractor shall be so limited.”

Add the following to Section 109 of the Standard Specifications.

**“109.13 Payment for Contract Delay.** Compensation for escalated material costs, escalated labor costs, extended project overhead, and extended traffic control will be allowed when such costs result from a delay meeting the criteria in the following table.

| Contract Type   | Cause of Delay                               | Length of Delay   |
|-----------------|--|---|
| Working Days    | Article 108.04(b)(3) or Article 108.04(b)(4) | No working days have been charged for two consecutive weeks.  |
| Completion Date | Article 108.08(b)(1) or Article 108.08(b)(7) | The Contractor has been granted a minimum two week extension of contract time, according to Article 108.08. |

Payment for each of the various costs will be according to the following.

- (a) Escalated Material and/or Labor Costs. When the delay causes work, which would have otherwise been completed, to be done after material and/or labor costs have increased, such increases will be paid. Payment for escalated material costs will be limited to the increased costs substantiated by documentation furnished by the Contractor. Payment for escalated labor costs will be limited to those items in Article 109.04(b)(1) and (2), except the 35 percent and 10 percent additives will not be permitted.
- (b) Extended Project Overhead. For the duration of the delay, payment for extended project overhead will be paid as follows.
  - (1) Direct Jobsite and Offsite Overhead. Payment for documented direct jobsite overhead and documented direct offsite overhead, including onsite supervisory and administrative personnel, will be allowed according to the following table.

| Original Contract Amount               | Supervisory and Administrative Personnel                                   |
|--|--|
| Up to \$5,000,000                      | One Project Superintendent   |
| Over \$ 5,000,000 - up to \$25,000,000 | One Project Manager, One Project Superintendent or Engineer, and One Clerk |
| Over \$25,000,000 - up to \$50,000,000 | One Project Manager, One Project Superintendent, One Engineer, and         |

|                   |  |
|-------------------|--|
|                   | One Clerk  |
| Over \$50,000,000 | One Project Manager,<br>Two Project Superintendents,<br>One Engineer, and<br>One Clerk |

(2) Home Office and Unabsorbed Overhead. Payment for home office and unabsorbed overhead will be calculated as 8 percent of the total delay cost.

(c) Extended Traffic Control. Traffic control required for an extended period of time due to the delay will be paid for according to Article 109.04.

When an extended traffic control adjustment is paid under this provision, an adjusted unit price as provided for in Article 701.20(a) for increase or decrease in the value of work by more than ten percent will not be paid.

Upon payment for a contract delay under this provision, the Contractor shall assign subrogation rights to the Department for the Department's efforts of recovery from any other party for monies paid by the Department as a result of any claim under this provision. The Contractor shall fully cooperate with the Department in its efforts to recover from another party any money paid to the Contractor for delay damages under this provision."

80384



## DISADVANTAGED BUSINESS ENTERPRISE PARTICIPATION (BDE)

Effective: September 1, 2000

Revised: January 2, 2025

1. OVERVIEW AND GENERAL OBLIGATION. The Department of Transportation, as a recipient of federal financial assistance, is required to take all necessary and reasonable steps to ensure nondiscrimination in the award and administration of contracts. Consequently, the federal regulatory provisions of 49 CFR Part 26 apply to this contract concerning the utilization of disadvantaged business enterprises. For the purposes of this Special Provision, a disadvantaged business enterprise (DBE) means a business certified in accordance with the requirements of 49 CFR Part 26 and listed in the Illinois Unified Certification Program (IL UCP) DBE Directory. Award of the contract is conditioned on meeting the requirements of 49 CFR Part 26, and failure by the Contractor to carry out the requirements of Part 26 is a material breach of the contract and may result in the termination of the contract or such other remedies as the Department deems appropriate.
2. CONTRACTOR ASSURANCE. All assurances set forth in FHWA 1273 are hereby incorporated by reference and will be physically attached to the final contract and all subcontracts.
3. CONTRACT GOAL TO BE ACHIEVED BY THE CONTRACTOR. The Department has determined the work of this contract has subcontracting opportunities that may be suitable for performance by DBE companies and that, in the absence of unlawful discrimination and in an arena of fair and open competition, DBE companies can be expected to perform 4.00 % of the work. This percentage is set as the DBE participation goal for this contract. Consequently, in addition to the other award criteria established for this contract, the Department will only award this contract to a bidder who makes a good faith effort to meet this goal of DBE participation in the performance of the work in accordance with the requirements of 49 CFR 26.53 and SBE Memorandum No. 24-02.
4. IDENTIFICATION OF CERTIFIED DBE. Information about certified DBE Contractors can be found in the Illinois UCP Directory. Bidders can obtain additional information and assistance with identifying DBE-certified companies at the Department's website or by contacting the Department's Bureau of Small Business Enterprises at (217) 785-4611.
5. BIDDING PROCEDURES. Compliance with this Special Provision and SBE Policy Memorandum 24-02 is a material bidding requirement. The following shall be included with the bid.
  - (a) DBE Utilization Plan (form SBE 2026) documenting enough DBE participation has been obtained to meet the goal, or a good faith effort has been made to meet the goal even though the efforts did not succeed in obtaining enough DBE participation to meet the goal.

- (b) Applicable DBE Participation Statement (form SBE 2023, 2024, and/or 2025) for each DBE firm the bidder has committed to perform the work to achieve the contract goal.

The required forms and documentation shall be submitted as a single .pdf file using the “Integrated Contractor Exchange (iCX)” application within the Department’s “EBids System”.

The Department will not accept a bid if it does not meet the bidding procedures set forth herein and the bid will be declared non-responsive. A bidder declared non-responsive for failure to meet the bidding procedures will not give rise to an administrative reconsideration. In the event the bid is declared non-responsive, the Department may elect to cause the forfeiture of the penal sum of the bidder’s proposal guaranty and may deny authorization to bid the project if re-advertised for bids.

6. UTILIZATION PLAN EVALUATION. The contract will not be awarded until the Utilization Plan is approved. All information submitted by the bidder must be complete, accurate, and adequately document the bidder has committed to DBE participation sufficient to meet the goal, or that the bidder has made good faith efforts to do so, in the event the bidder cannot meet the goal, in order for the Department to commit to the performance of the contract by the bidder.

The Utilization Plan will be approved by the Department if the Utilization Plan documents sufficient commercially useful DBE work to meet the contract goal or the Department determines, based upon the documentation submitted, that the bidder has made a good faith effort to meet the contract goal pursuant to 49 CFR Part 26, Appendix A and the requirements of SBE 2026.

If the Department determines that a good faith effort has not been made, the Department will notify the responsible company official designated in the Utilization Plan of that determination in accordance with SBE Policy Memorandum 24-02.

7. CALCULATING DBE PARTICIPATION. The Utilization Plan values represent work the bidder commits to have performed by the specified DBEs and paid for upon satisfactory completion. The Department is only able to count toward the achievement of the overall goal and the contract goal the value of payments made for the work actually performed by DBE firms. In addition, a DBE must perform a commercially useful function on the contract to be counted. A commercially useful function is generally performed when the DBE is responsible for the work and is carrying out its responsibilities by actually performing, managing, and supervising the work involved. The Department and Contractor are governed by the provisions of 49 CFR Part 26.55(c) on questions of commercially useful functions as it affects the work. Specific guidelines for counting goal credit are provided in 49 CFR Part 26.55. In evaluating Utilization Plans for award the Department will count goal credit as set forth in Part 26 and in accordance with SBE Policy Memorandum 24-02.
8. CONTRACT COMPLIANCE. The Contractor must utilize the specific DBEs listed to perform the work and supply the materials for which each DBE is listed in the Contractor’s approved Utilization Plan, unless the Contractor obtains the Department’s written consent to

terminate the DBE or any portion of its work. The DBE Utilization Plan approved by SBE is a condition-of-award, and any deviation to that Utilization Plan, the work set forth therein to be performed by DBE firms, or the DBE firms specified to perform that work, must be approved, in writing, by the Department in accordance with federal regulatory requirements. Deviation from the DBE Utilization Plan condition-of-award without such written approval is a violation of the contract and may result in termination of the contract or such other remedy the Department deems appropriate. The following administrative procedures and remedies govern the compliance by the Contractor with the contractual obligations established by the Utilization Plan.

- (a) **NOTICE OF DBE PERFORMANCE.** The Contractor shall provide the Engineer with at least three days advance notice of when all DBE firms are expected to perform the work committed under the Contractor's Utilization Plan.
- (b) **SUBCONTRACT.** If awarded the contract, the Contractor is required to enter into written subcontracts with all DBE firms indicated in the approved Utilization Plan and must provide copies of fully executed DBE subcontracts to the Department upon request. Subcontractors shall ensure that all lower tier subcontracts or agreements with DBEs to supply labor or materials be performed in accordance with this Special Provision.
- (c) **PAYMENT TO DBE FIRMS.** The Department is prohibited by federal regulations from crediting the participation of a DBE included in the Utilization Plan toward either the contract goal or the Department's overall goal until the amount to be applied toward the goal has been paid to the DBE. The Contractor shall document and report all payments for work performed by DBE certified firms in accordance with Article 109.11 of the Standard Specifications. All records of payment for work performed by DBE certified firms shall be made available to the Department upon request.
- (d) **FINAL PAYMENT.** After the performance of the final item of work or trucking, or delivery of material by a DBE and final payment to the DBE by the Contractor, but not later than 30 calendar days after payment has been made by the Department to the Contractor for such work or material, the Contractor shall submit a DBE Payment Agreement (form SBE 2115) to the Engineer. If the Contractor does not have the full amount of work indicated in the Utilization Plan performed by the DBE companies indicated in the Utilization Plan and after good faith efforts are reviewed, the Department may deduct from contract payments to the Contractor the amount of the goal not achieved as liquidated and ascertained damages.
- (g) **ENFORCEMENT.** The Department reserves the right to withhold payment to the Contractor to enforce the provisions of this Special Provision. Final payment shall not be made on the contract until such time as the Contractor submits sufficient documentation demonstrating achievement of the goal in accordance with this Special Provision or after liquidated damages have been determined and collected.

## **HOT-MIX ASPHALT (BDE)**

Effective: January 1, 2024

Revised: January 1, 2025

Revise the first and second paragraphs of Articles 1030.06(c)(2) of the Standard Specifications to read:

“(2) Personnel. The Contractor shall provide a QC Manager who shall have overall responsibility and authority for quality control. This individual shall maintain active certification as a Hot-Mix Asphalt Level II technician.

In addition to the QC Manager, the Contractor shall provide sufficient personnel to perform the required visual inspections, sampling, testing, and documentation in a timely manner. Mix designs shall be developed by personnel with an active certification as a Hot-Mix Asphalt Level III technician. Technicians performing mix design testing and plant sampling/testing shall maintain active certification as a Hot-Mix Asphalt Level I technician. The Contractor may provide a technician trainee who has successfully completed the Department's "Hot-Mix Asphalt Trainee Course" to assist in the activities completed by a Hot-Mix Asphalt Level I technician for a period of one year after the course completion date. The Contractor may also provide a Gradation Technician who has successfully completed the Department's "Gradation Technician Course" to run gradation tests only under the supervision of a Hot-Mix Asphalt Level II Technician. The Contractor shall provide a Hot-Mix Asphalt Density Tester who has successfully completed the Department's "Nuclear Density Testing" course to run all nuclear density tests on the job site.”

Revise the second paragraph of Articles 1030.07(a)(11) and 1030.08(a)(9) of the Standard Specifications to read:

“When establishing the target density, the HMA maximum theoretical specific gravity ( $G_{mm}$ ) will be based on the running average of four available Department test results for that project. If less than four  $G_{mm}$  test results are available, an average of all available Department test results for that project will be used. The initial  $G_{mm}$  will be the last available Department test result from a QMP project. If there is no available Department test result from a QMP project, the Department mix design verification test result will be used as the initial  $G_{mm}$ .”

Revise Article 1030.09(g)(2) of the Standard Specifications to read:

“(2) The Contractor shall complete split verification sample tests listed in the Limits of Precision table in Article 1030.09(h)(1).”

In the Supplemental Specifications, replace the revision for the end of the third paragraph of Article 1030.09(h)(2) with the following:

“When establishing the target density, the HMA maximum theoretical specific gravity ( $G_{mm}$ ) will be the Department mix design verification test result.”

Revise the tenth paragraph of Article 1030.10 of the Standard Specifications to read:

“Production is not required to stop after a test strip has been constructed.”

80456

## HOT-MIX ASPHALT – LONGITUDINAL JOINT SEALANT (BDE)

Effective: November 1, 2022

Revised: August 1, 2023

Add the following after the second sentence in the eighth paragraph of Article 406.06(h)(2) of the Standard Specifications:

“If rain is forecasted and traffic is to be on the LJS or if pickup/tracking of the LJS material is likely, the LJS shall be covered immediately following its application with FA 20 fine aggregate mechanically spread uniformly at a rate of  $1.5 \pm 0.5$  lb/sq yd ( $0.75 \pm 0.25$  kg/sq m). Fine aggregate landing outside of the LJS shall be removed prior to application of tack coat.”

Add the following after the first sentence in the ninth paragraph of Article 406.06(h)(2) of the Standard Specifications:

“LJS half-width shall be applied at a width of  $9 \pm 1$  in. ( $225 \pm 25$  mm) in the immediate lane to be placed with the outside edge flush with the joint of the next HMA lift. The vertical face of any longitudinal joint remaining in place shall also be coated.”

Add the following after the eleventh paragraph of Article 406.06(h)(2) of the Standard Specifications:

| “LJS Half-Width Application Rate, lb/ft (kg/m) <sup>1/</sup> |   |                                      |                                       |
|--|---|--------------------------------------|---------------------------------------|
| Lift Thickness,<br>in. (mm)                                  | Coarse Graded Mixture<br>(IL-19.0, IL-19.0L, IL-9.5,<br>IL-9.5L, IL-4.75) | Fine Graded<br>Mixture<br>(IL-9.5FG) | SMA Mixture<br>(SMA-9.5,<br>SMA-12.5) |
| $\frac{3}{4}$ (19)   | 0.44 (0.66)   |                                      |                                       |
| 1 (25)   | 0.58 (0.86)   |                                      |                                       |
| $1 \frac{1}{4}$ (32)   | 0.66 (0.98)   | 0.44 (0.66)                          |                                       |
| $1 \frac{1}{2}$ (38)   | 0.74 (1.10)   | 0.48 (0.71)                          | 0.63 (0.94)                           |
| $1 \frac{3}{4}$ (44)   | 0.82 (1.22)   | 0.52 (0.77)                          | 0.69 (1.03)                           |
| 2 (50)   | 0.90 (1.34)   | 0.56 (0.83)                          | 0.76 (1.13)                           |
| $\geq 2 \frac{1}{4}$ (60)                                    | 0.98 (1.46)   |                                      |                                       |

1/ The application rate includes a surface demand for liquid. The thickness of the LJS may taper from the center of the application to a lesser thickness on the edge of the application, provided the correct width and application rate are maintained.”

Revise the second paragraph of Article 406.13(b) of the Standard Specifications to read:

“Aggregate for covering tack, LJS, or FLS will not be measured for payment.”

Add the following to the end of the second paragraph of Article 406.14 of the Standard Specifications:

“Longitudinal joint sealant (LJS) half-width will be paid for at the contract unit price per foot (meter) for LONGITUDINAL JOINT SEALANT, HALF-WIDTH.”

80446

## **PAVEMENT MARKING INSPECTION (BDE)**

Effective: April 1, 2025

Revise the second sentence of the first paragraph of Article 780.13 of the Standard Specifications to read:

“In addition, thermoplastic, preformed plastic, epoxy, preformed thermoplastic, polyurea, and modified urethane pavement markings will be inspected following a winter performance period that extends from November 15 to April 1 of the next year.”

80464



## PERFORMANCE GRADED ASPHALT BINDER (BDE)

Effective: January 1, 2023

Revise Article 1032.05 of the Standard Specifications to read:

**“1032.05 Performance Graded Asphalt Binder.** These materials will be accepted according to the Bureau of Materials Policy Memorandum, “Performance Graded Asphalt Binder Qualification Procedure.” The Department will maintain a qualified producer list. These materials shall be free from water and shall not foam when heated to any temperature below the actual flash point. Air blown asphalt, recycle engine oil bottoms (ReOB), and polyphosphoric acid (PPA) modification shall not be used.

When requested, producers shall provide the Engineer with viscosity/temperature relationships for the performance graded asphalt binders delivered and incorporated in the work.

- (a) Performance Graded (PG) Asphalt Binder. The asphalt binder shall meet the requirements of AASHTO M 320, Table 1 “Standard Specification for Performance Graded Asphalt Binder” for the grade shown on the plans and the following.

| Test  | Parameter  |
|---|------------|
| Small Strain Parameter (AASHTO PP 113) BBR, $\Delta T_c$ ,<br>40 hrs PAV (40 hrs continuous or 2 PAV at 20 hrs) | -5 °C min. |

- (b) Modified Performance Graded (PG) Asphalt Binder. The asphalt binder shall meet the requirements of AASHTO M 320, Table 1 “Standard Specification for Performance Graded Asphalt Binder” for the grade shown on the plans.

Asphalt binder modification shall be performed at the source, as defined in the Bureau of Materials Policy Memorandum, “Performance Graded Asphalt Binder Qualification Procedure.”

Modified asphalt binder shall be safe to handle at asphalt binder production and storage temperatures or HMA construction temperatures. Safety Data Sheets (SDS) shall be provided for all asphalt modifiers.

- (1) Polymer Modification (SB/SBS or SBR). Elastomers shall be added to the base asphalt binder to achieve the specified performance grade and shall be either a styrene-butadiene diblock, triblock copolymer without oil extension, or a styrene-butadiene rubber. The polymer modified asphalt binder shall be smooth, homogeneous, and be according to the requirements shown in Table 1 or 2 for the grade shown on the plans.

| Table 1 - Requirements for Styrene-Butadiene Copolymer (SB/SBS)<br>Modified Asphalt Binders   |   |   |
|---|---|---|
| Test  | Asphalt Grade<br>SB/SBS PG 64-28<br>SB/SBS PG 70-22 | Asphalt Grade<br>SB/SBS PG 64-34<br>SB/SBS PG 70-28<br>SB/SBS PG 76-22<br>SB/SBS PG 76-28 |
| Separation of Polymer<br>ITP, "Separation of Polymer from<br>Asphalt Binder"<br>Difference in °F (°C) of the softening<br>point between top and bottom portions | 4 (2) max.  | 4 (2) max.  |
| TESTS ON RESIDUE FROM ROLLING THIN FILM OVEN TEST (AASHTO T 240)  |   |   |
| Elastic Recovery<br>ASTM D 6084, Procedure A,<br>77 °F (25 °C), 100 mm elongation, %  | 60 min.   | 70 min.   |

| Table 2 - Requirements for Styrene-Butadiene Rubber (SBR)<br>Modified Asphalt Binders   |   |   |
|---|---|---|
| Test  | Asphalt Grade<br>SBR PG 64-28<br>SBR PG 70-22 | Asphalt Grade<br>SB/SBS PG 64-34<br>SB/SBS PG 70-28<br>SBR PG 76-22<br>SBR PG 76-28 |
| Separation of Polymer<br>ITP, "Separation of Polymer from Asphalt<br>Binder"<br>Difference in °F (°C) of the softening<br>point between top and bottom portions | 4 (2) max.                                    | 4 (2) max.  |
| Toughness<br>ASTM D 5801, 77 °F (25 °C),<br>20 in./min. (500 mm/min.), in.-lbs (N-m)  | 110 (12.5) min.                               | 110 (12.5) min.   |
| Tenacity<br>ASTM D 5801, 77 °F (25 °C),<br>20 in./min. (500 mm/min.), in.-lbs (N-m)   | 75 (8.5) min.                                 | 75 (8.5) min.   |
| TESTS ON RESIDUE FROM ROLLING THIN FILM OVEN TEST (AASHTO T 240)  |   |   |
| Elastic Recovery<br>ASTM D 6084, Procedure A,<br>77 °F (25 °C), 100 mm elongation, %  | 40 min.                                       | 50 min.   |

- (2) Ground Tire Rubber (GTR) Modification. GTR modification is the addition of recycled ground tire rubber to liquid asphalt binder to achieve the specified performance grade. GTR shall be produced from processing automobile and/or truck tires by the ambient

grinding method or micronizing through a cryogenic process. GTR shall not exceed 1/16 in. (2 mm) in any dimension and shall not contain free metal particles, moisture that would cause foaming of the asphalt, or other foreign materials. A mineral powder (such as talc) meeting the requirements of AASHTO M 17 may be added, up to a maximum of four percent by weight of GTR to reduce sticking and caking of the GTR particles. When tested in accordance with Illinois Modified AASHTO T 27 “Standard Method of Test for Sieve Analysis of Fine and Coarse Aggregates” or AASHTO PP 74 “Standard Practice for Determination of Size and Shape of Glass Beads Used in Traffic Markings by Means of Computerized Optical Method”, a 50 g sample of the GTR shall conform to the following gradation requirements.

| Sieve Size       | Percent Passing |
|------------------|-----------------|
| No. 16 (1.18 mm) | 100             |
| No. 30 (600 µm)  | 95 ± 5          |
| No. 50 (300 µm)  | > 20            |

GTR modified asphalt binder shall be tested for rotational viscosity according to AASHTO T 316 using spindle S27. GTR modified asphalt binder shall be tested for original dynamic shear and RTFO dynamic shear according to AASHTO T 315 using a gap of 2 mm.

The GTR modified asphalt binder shall meet the requirements of Table 3.

| Table 3 - Requirements for Ground Tire Rubber (GTR)<br>Modified Asphalt Binders      |   |   |
|--|---|---|
| Test   | Asphalt Grade<br>GTR PG 64-28<br>GTR PG 70-22 | Asphalt Grade<br>GTR PG 76-22<br>GTR PG 76-28<br>GTR PG 70-28 |
| TESTS ON RESIDUE FROM ROLLING THIN FILM OVEN TEST (AASHTO T 240)                     |   |   |
| Elastic Recovery<br>ASTM D 6084, Procedure A,<br>77 °F (25 °C), 100 mm elongation, % | 60 min.                                       | 70 min.   |

- (3) Softener Modification (SM). Softener modification is the addition of organic compounds, such as engineered flux, bio-oil blends, modified vegetable oils, glycol amines, and fatty acid derivatives, to the base asphalt binder to achieve the specified performance grade. Softeners shall be dissolved, dispersed, or reacted in the asphalt binder to enhance its performance and shall remain compatible with the asphalt binder with no separation. Softeners shall not be added to modified PG asphalt binder as defined in Articles 1032.05(b)(1) or 1032.05(b)(2).

An Attenuated Total Reflectance-Fourier Transform Infrared spectrum (ATR-FTIR) shall be collected for both the softening compound as well as the softener modified

asphalt binder at the dose intended for qualification. The ATR-FTIR spectra shall be collected on unaged softener modified binder, 20-hour Pressurized Aging Vessel (PAV) aged softener modified binder, and 40-hour PAV aged softener modified binder. The ATR-FTIR shall be collected in accordance with Illinois Test Procedure 601. The electronic files spectral files (in one of the following extensions or equivalent: \*.SPA, \*.SPG, \*.IRD, \*.IFG, \*.CSV, \*.SP, \*.IRS, \*.GAML, \*. [0-9], \*.IGM, \*.ABS, \*.DRT, \*.SBM, \*.RAS) shall be submitted to the Central Bureau of Materials.

Softener modified asphalt binders shall meet the requirements in Table 4.

| Table 4 - Requirements for Softener Modified Asphalt Binders   |               |             |
|--|---------------|-------------|
| Test   | Asphalt Grade |             |
|  | SM PG 46-28   | SM PG 46-34 |
|  | SM PG 52-28   | SM PG 52-34 |
|  | SM PG 58-22   | SM PG 58-28 |
|  | SM PG 64-22   |             |
| Small Strain Parameter (AASHTO PP 113)<br>BBR, $\Delta T_c$ , 40 hrs PAV (40 hrs continuous or 2 PAV at 20 hrs)  | -5°C min.     |             |
| Large Strain Parameter (Illinois Modified AASHTO T 391) DSR/LAS Fatigue Property, $\Delta G^* _{peak}$ , 40 hrs PAV (40 hrs continuous or 2 PAV at 20 hrs) | $\geq 54$ %   |             |

The following grades may be specified as tack coats.

| Asphalt Grade                | Use       |
|------------------------------|-----------|
| PG 58-22, PG 58-28, PG 64-22 | Tack Coat |

Revise Article 1031.06(c)(1) and 1031.06(c)(2) of the Standard Specifications to read:

“(1) RAP/RAS. When RAP is used alone or RAP is used in conjunction with RAS, the percentage of virgin ABR shall not exceed the amounts listed in the following table.

| HMA Mixtures - RAP/RAS Maximum ABR % <sup>1/2/</sup> |        |         |  |
|--|--------|---------|--|
| Ndesign  | Binder | Surface | Polymer Modified Binder or Surface <sup>3/</sup> |
| 30   | 30     | 30      | 10   |
| 50   | 25     | 15      | 10   |
| 70   | 15     | 10      | 10   |
| 90   | 10     | 10      | 10   |

1/ For Low ESAL HMA shoulder and stabilized subbase, the RAP/RAS ABR shall not exceed 50 percent of the mixture.

- 2/ When RAP/RAS ABR exceeds 20 percent, the high and low virgin asphalt binder grades shall each be reduced by one grade (i.e. 25 percent ABR would require a virgin asphalt binder grade of PG 64-22 to be reduced to a PG 58-28).
- 3/ The maximum ABR percentages for ground tire rubber (GTR) modified mixes shall be equivalent to the percentages specified for SBS/SBR polymer modified mixes.
- (2) FRAP/RAS. When FRAP is used alone or FRAP is used in conjunction with RAS, the percentage of virgin asphalt binder replacement shall not exceed the amounts listed in the following table.

| HMA Mixtures - FRAP/RAS Maximum ABR % <sup>1/ 2/</sup> |        |         |  |
|--|--------|---------|--|
| Ndesign  | Binder | Surface | Polymer Modified Binder or Surface <sup>3/</sup> |
| 30   | 55     | 45      | 15   |
| 50   | 45     | 40      | 15   |
| 70   | 45     | 35      | 15   |
| 90   | 45     | 35      | 15   |
| SMA  | - -    | - -     | 25   |
| IL-4.75  | - -    | - -     | 35   |

- 1/ For Low ESAL HMA shoulder and stabilized subbase, the FRAP/RAS ABR shall not exceed 50 percent of the mixture.
- 2/ When FRAP/RAS ABR exceeds 20 percent for all mixes, the high and low virgin asphalt binder grades shall each be reduced by one grade (i.e. 25 percent ABR would require a virgin asphalt binder grade of PG 64-22 to be reduced to a PG 58-28).
- 3/ The maximum ABR percentages for GTR modified mixes shall be equivalent to the percentages specified for SBS/SBR polymer modified mixes.”

Add the following to the end of Note 2 of Article 1030.03 of the Standard Specifications.

“A dedicated storage tank for the ground tire rubber (GTR) modified asphalt binder shall be provided. This tank shall be capable of providing continuous mechanical mixing throughout and/or recirculation of the asphalt binder to provide a uniform mixture. The tank shall be heated and capable of maintaining the temperature of the asphalt binder at 300 °F to 350 °F (149 °C to 177 °C). The asphalt binder metering systems of dryer drum plants shall be calibrated with the actual GTR modified asphalt binder material with an accuracy of  $\pm 0.40$  percent.”

## REMOVAL AND DISPOSAL OF REGULATED SUBSTANCES (BDE)

Effective: January 1, 2024

Revised: April 1, 2024

Revise the first paragraph of Article 669.04 of the Standard Specifications to read:

**“669.04 Regulated Substances Monitoring.** Regulated substances monitoring includes environmental observation and field screening during regulated substances management activities. The excavated soil and groundwater within the work areas shall be managed as either uncontaminated soil, hazardous waste, special waste, or non-special waste.

As part of the regulated substances monitoring, the monitoring personnel shall perform and document the applicable duties listed on form BDE 2732 “Regulated Substances Monitoring Daily Record (RSM DR)”.

Revise the first two sentences of the nineteenth paragraph of Article 669.05 of the Standard Specifications to read:

“The Contractor shall coordinate waste disposal approvals with the disposal facility and provide the specific analytical testing requirements of that facility. The Contractor shall make all arrangements for collection, transportation, and analysis of landfill acceptance testing.”

Revise the last paragraph of Article 669.05 of the Standard Specifications to read:

“The Contractor shall select a permitted landfill facility or CCDD/USFO facility meeting the requirements of 35 Ill. Admin. Code Parts 810-814 or Part 1100, respectively. The Department will review and approve or reject the facility proposed by the Contractor based upon information provided in BDE 2730. The Contractor shall verify whether the selected facility is compliant with those applicable standards as mandated by their permit and whether the facility is presently, has previously been, or has never been, on the United States Environmental Protection Agency (U.S. EPA) National Priorities List or the Resource Conservation and Recovery Act (RCRA) List of Violating Facilities. The use of a Contractor selected facility shall in no manner delay the construction schedule or alter the Contractor's responsibilities as set forth.”

Revise the first paragraph of Article 669.07 of the Standard Specifications to read:

**“669.07 Temporary Staging.** Soil classified according to Articles 669.05(a)(2), (b)(1), or (c) may be temporarily staged at the Contractor's option. All other soil classified according to Articles 669.05(a)(1), (a)(3), (a)(4), (a)(5), (a)(6), or (b)(2) shall be managed and disposed of without temporary staging to the greatest extent practicable. If circumstances beyond the Contractor's control require temporary staging of these latter materials, the Contractor shall request approval from the Engineer in writing.

Topsoil for re-use as final cover which has been field screened and found not to exhibit PID readings over daily background readings as documented on the BDE 2732, visual staining or

odors, and is classified according to Articles 669.05(a)(2), (a)(3), (a)(4), (b)(1), or (c) may be temporarily staged at the Contractor's option."

Add the following paragraph after the sixth paragraph of Article 669.11 of the Standard Specifications.

"The sampling and testing of effluent water derived from dewatering discharges for priority pollutants volatile organic compounds (VOCs), priority pollutants semi-volatile organic compounds (SVOCs), or priority pollutants metals, will be paid for at the contract unit price per each for VOCS GROUNDWATER ANALYSIS using EPA Method 8260B, SVOCS GROUNDWATER ANALYSIS using EPA Method 8270C, or RCRA METALS GROUNDWATER ANALYSIS using EPA Methods 6010B and 7471A. This price shall include transporting the sample from the job site to the laboratory."

Revise the first sentence of the eight paragraph of Article 669.11 of the Standard Specifications to read:

"Payment for temporary staging of soil classified according to Articles 669.05(a)(1), (a)(3), (a)(4), (a)(5), (a)(6), or (b)(2) to be managed and disposed of, if required and approved by the Engineer, will be paid according to Article 109.04."

80455

## SHORT TERM AND TEMPORARY PAVEMENT MARKINGS (BDE)

Effective: April 1, 2024

Revised: April 2, 2024

Revise Article 701.02(d) of the Standard Specifications to read:

“(d) Pavement Marking Tapes (Note 3) ..... 1095.06”

Add the following Note to the end of Article 701.02 of the Standard Specifications:

“Note 3. White or yellow pavement marking tape that is to remain in place longer than 14 days shall be Type IV tape.”

Revise Article 703.02(c) of the Standard Specifications to read:

“(c) Pavement Marking Tapes (Note 1) ..... 1095.06”

Add the following Note to the end of Article 703.02 of the Standard Specifications:

“Note 1. White or yellow pavement marking tape that is to remain in place longer than 14 days shall be Type IV tape.”

Revise Article 1095.06 of the Standard Specifications to read:

**“1095.06 Pavement Marking Tapes.** Type I white or yellow marking tape shall consist of glass spheres embedded into a binder on a foil backing that is precoated with a pressure sensitive adhesive. The spheres shall be of uniform gradation and distributed evenly over the surface of the tape.

Type IV tape shall consist of white or yellow tape with wet reflective media incorporated to provide immediate and continuing retroreflection in wet and dry conditions. The wet retroreflective media shall be bonded to a durable polyurethane surface. The patterned surface shall have approximately  $40 \pm 10$  percent of the surface area raised and presenting a near vertical face to traffic from any direction. The channels between the raised areas shall be substantially free of exposed reflective elements or particles.

Blackout tape shall consist of a matte black, non-reflective, patterned surface that is precoated with a pressure sensitive adhesive.

- (a) Color. The white and yellow markings shall meet the following requirements for daylight reflectance and color, when tested, using a color spectrophotometer with 45 degrees circumferential/zero degree geometry, illuminant D65, and two degree observer angle. The color instrument shall measure the visible spectrum from 380 to 720 nm with a wavelength measurement interval and spectral bandpass of 10 nm.



| Color    | Daylight Reflectance %Y |
|----------|-------------------------|
| White    | 65 min.                 |
| Yellow * | 36 - 59                 |

\*Shall match Aerospace Material Specification Standard 595 33538 (Orange Yellow) and the chromaticity limits as follows.

|   |       |       |       |       |
|---|-------|-------|-------|-------|
| x | 0.490 | 0.475 | 0.485 | 0.530 |
| y | 0.470 | 0.438 | 0.425 | 0.456 |

- (b) Retroreflectivity. The white and yellow markings shall be retroreflective. Reflective values measured in accordance with the photometric testing procedure of ASTM D 4061 shall not be less than those listed in the table below. The coefficient of retroreflected luminance,  $R_L$ , shall be expressed as average millicandelas/footcandle/sq ft (millicandelas/lux/sq m), measured on a 3.0 x 0.5 ft (900 mm x 150 mm) panel at 86 degree entrance angle.

| Coefficient of Retroreflected Luminance, $R_L$ , Dry |       |        |                   |       |        |
|--|-------|--------|-------------------|-------|--------|
| Type I   |       |        | Type IV           |       |        |
| Observation Angle                                    | White | Yellow | Observation Angle | White | Yellow |
| 0.2°   | 2700  | 2400   | 0.2°              | 1300  | 1200   |
| 0.5°   | 2250  | 2000   | 0.5°              | 1100  | 1000   |

Wet retroreflectance shall be measured for Type IV under wet conditions according to ASTM E 2177 and meet the following.

| Wet Retroreflectance, Initial $R_L$ |                  |
|-------------------------------------|------------------|
| Color                               | $R_L$ 1.05/88.76 |
| White                               | 300              |
| Yellow                              | 200              |

- (c) Skid Resistance. The surface of Type IV and blackout markings shall provide a minimum skid resistance of 45 BPN when tested according to ASTM E 303.
- (d) Application. The pavement marking tape shall have a precoated pressure sensitive adhesive and shall require no activation procedures. Test pieces of the tape shall be applied according to the manufacturer's instructions and tested according to ASTM D 1000, Method A, except that a stiff, short bristle roller brush and heavy hand pressure will be substituted for the weighted rubber roller in applying the test pieces to the metal test panel. Material tested as directed above shall show a minimum adhesion value of 750 g/in. (30 g/mm) width at the temperatures specified in ASTM D 1000. The adhesive shall be resistant to oils, acids, solvents, and water, and shall not leave objectionable stains or residue after removal. The material shall be flexible and conformable to the texture of the pavement.

(e) Durability. Type IV and blackout tape shall be capable of performing for the duration of a normal construction season and shall then be capable of being removed intact or in large sections at pavement temperatures above 40 °F (4 °C) either manually or with a roll-up device without the use of sandblasting, solvents, or grinding. The Contractor shall provide a manufacturer's certification that the material meets the requirements for being removed after the following minimum traffic exposure based on transverse test decks with rolling traffic.

- (1) Time in place - 400 days
- (2) ADT per lane - 9,000 (28 percent trucks)
- (3) Axle hits - 10,000,000 minimum

Samples of the material applied to standard specimen plates will be measured for thickness and tested for durability in accordance with ASTM D 4060, using a CS-17 wheel and 1000-gram load, and shall meet the following criteria showing no significant change in color after being tested for the number of cycles indicated.

| Test                                 | Type I    | Type IV  | Blackout   |
|--------------------------------------|-----------|--|--|
| Minimum Initial Thickness, mils (mm) | 20 (0.51) | 65 (1.65) <sup>1/</sup><br>20 (0.51) <sup>2/</sup> | 65 (1.65) <sup>1/</sup><br>20 (0.51) <sup>2/</sup> |
| Durability (cycles)                  | 5,000     | 1,500  | 1,500  |

1/ Measured at the thickest point of the patterned surface.

2/ Measured at the thinnest point of the patterned surface.

The pavement marking tape, when applied according to the manufacturer's recommended procedures, shall be weather resistant and shall show no appreciable fading, lifting, or shrinkage during the useful life of the marking. The tape, as applied, shall be of good appearance, free of cracks, and edges shall be true, straight, and unbroken.

(f) Sampling and Inspection.

(1) Sample. Prior to approval and use of Type IV pavement marking tape, the manufacturer shall submit a notarized certification from an independent laboratory, together with the results of all tests, stating that the material meets the requirements as set forth herein. The independent laboratory test report shall state the lot tested, the manufacturer's name, and the date of manufacture.

After initial approval by the Department, samples and certification by the manufacturer shall be submitted for each subsequent batch of Type IV tape used. The manufacturer shall submit a certification stating that the material meets the requirements as set forth herein and is essentially identical to the material sent for qualification. The certification shall state the lot tested, the manufacturer's name, and the date of manufacture.

- (2) Inspection. The Contractor shall provide a manufacturer's certification to the Engineer stating the material meets all requirements of this specification. All material samples for acceptance tests shall be taken or witnessed by a representative of the Bureau of Materials and shall be submitted to the Engineer of Materials, 126 East Ash Street, Springfield, Illinois 62704-4766 at least 30 days in advance of the pavement marking operations."

80457

## **SOURCE OF SUPPLY AND QUALITY REQUIREMENTS (BDE)**

Effective: January 2, 2023

Add the following to Article 106.01 of the Standard Specifications:

“The final manufacturing process for construction materials and the immediately preceding manufacturing stage for construction materials shall occur within the United States. Construction materials shall include an article, material, or supply that is or consists primarily of the following.

- (a) Non-ferrous metals;
- (b) Plastic and polymer-based products (including polyvinylchloride, composite building materials, and polymers used in fiber optic cables);
- (c) Glass (including optic glass);
- (d) Lumber;
- (e) Drywall.

Items consisting of two or more of the listed construction materials that have been combined through a manufacturing process, and items including at least one of the listed materials combined with a material that is not listed through a manufacturing process shall be exempt.”

80448

## **SUBCONTRACTOR AND DBE PAYMENT REPORTING (BDE)**

Effective: April 2, 2018

Add the following to Section 109 of the Standard Specifications.

**“109.14 Subcontractor and Disadvantaged Business Enterprise Payment Reporting.**  
The Contractor shall report all payments made to the following parties:

- (a) first tier subcontractors;
- (b) lower tier subcontractors affecting disadvantaged business enterprise (DBE) goal credit;
- (c) material suppliers or trucking firms that are part of the Contractor's submitted DBE utilization plan.

The report shall be made through the Department's on-line subcontractor payment reporting system within 21 days of making the payment.”

80397

## **SUBCONTRACTOR MOBILIZATION PAYMENTS (BDE)**

Effective: November 2, 2017

Revised: April 1, 2019

Replace the second paragraph of Article 109.12 of the Standard Specifications with the following:

“This mobilization payment shall be made at least seven days prior to the subcontractor starting work. The amount paid shall be at the following percentage of the amount of the subcontract reported on form BC 260A submitted for the approval of the subcontractor’s work.

| Value of Subcontract Reported on Form BC 260A | Mobilization Percentage |
|---|-------------------------|
| Less than \$10,000                            | 25%                     |
| \$10,000 to less than \$20,000                | 20%                     |
| \$20,000 to less than \$40,000                | 18%                     |
| \$40,000 to less than \$60,000                | 16%                     |
| \$60,000 to less than \$80,000                | 14%                     |
| \$80,000 to less than \$100,000               | 12%                     |
| \$100,000 to less than \$250,000              | 10%                     |
| \$250,000 to less than \$500,000              | 9%                      |
| \$500,000 to \$750,000                        | 8%                      |
| Over \$750,000                                | 7%”                     |

80391

## **SUBMISSION OF BIDDERS LIST INFORMATION (BDE)**

Effective: January 2, 2025

Revised: March 2, 2025

In accordance with 49 CFR 26.11(c) all DBE and non-DBEs who bid as prime contractors and subcontractors shall provide bidders list information, including all DBE and non-DBE firms from whom the bidder has received a quote or bid to work as a subcontractor, whether or not the bidder has relied upon that bid in placing its bid as the prime contractor.

The bidders list information shall be submitted with the bid using the link provided within the “Integrated Contractor Exchange (iCX)” application of the Department’s “EBids System”.

80463

## **SUBMISSION OF PAYROLL RECORDS (BDE)**

Effective: April 1, 2021

Revised: November 2, 2023

FEDERAL AID CONTRACTS. Revise the following section of Check Sheet #1 of the Recurring Special Provisions to read:

### **“STATEMENTS AND PAYROLLS**

The payroll records shall include the worker’s name, social security number, last known address, telephone number, email address, classification(s) of work actually performed, hourly rates of wages paid (including rates of contributions or costs anticipated for bona fide fringe benefits or cash equivalents thereof), daily and weekly number of hours actually worked in total, deductions made, and actual wages paid.

The Contractor and each subcontractor shall submit certified payroll records to the Department each week from the start to the completion of their respective work, except that full social security numbers, last known addresses, telephone numbers, and email addresses shall not be included on weekly submittals. Instead, the payrolls need only include an identification number for each employee (e.g., the last four digits of the employee’s social security number). The submittals shall be made using LCPTracker Pro software. The software is web-based and can be accessed at <https://lcptracker.com/>. When there has been no activity during a work week, a payroll record shall still be submitted with the appropriate option (“No Work”, “Suspended”, or “Complete”) selected.”

STATE CONTRACTS. Revise Item 3 of Section IV of Check Sheet #5 of the Recurring Special Provisions to read:

- “3. Submission of Payroll Records. The Contractor and each subcontractor shall, no later than the 15<sup>th</sup> day of each calendar month, file a certified payroll for the immediately preceding month to the Illinois Department of Labor (IDOL) through the Illinois Prevailing Wage Portal in compliance with the State Prevailing Wage Act (820 ILCS 130). The portal can be found on the IDOL website at <https://www2.illinois.gov/idol/Laws-Rules/CONMED/Pages/Prevailing-Wage-Portal.aspx>. Payrolls shall be submitted in the format prescribed by the IDOL.

In addition to filing certified payroll(s) with the IDOL, the Contractor and each subcontractor shall certify and submit payroll records to the Department each week from the start to the completion of their respective work, except that full social security numbers shall not be included on weekly submittals. Instead, the payrolls shall include an identification number for each employee (e.g., the last four digits of the employee’s social security number). In addition, starting and ending times of work each day may be omitted from the payroll records submitted. The submittals shall be made using LCPTracker Pro software. The software is web-based and can be accessed at <https://lcptracker.com/>.



When there has been no activity during a work week, a payroll record shall still be submitted with the appropriate option (“No Work”, “Suspended”, or “Complete”) selected.”

80437

## **SURVEYING SERVICES (BDE)**

Effective: April 1, 2025

Delete the fourth paragraph of Article 667.04 of the Standard Specifications.

Delete Section 668 of the Standard Specifications.

80465

## **VEHICLE AND EQUIPMENT WARNING LIGHTS (BDE)**

Effective: November 1, 2021

Revised: November 1, 2022

Add the following paragraph after the first paragraph of Article 701.08 of the Standard Specifications:

“The Contractor shall equip all vehicles and equipment with high-intensity oscillating, rotating, or flashing, amber or amber-and-white, warning lights which are visible from all directions. In accordance with 625 ILCS 5/12-215, the lights may only be in operation while the vehicle or equipment is engaged in construction operations.”

80439

## **WEEKLY DBE TRUCKING REPORTS (BDE)**

Effective: June 2, 2012

Revised: January 2, 2025

The following applies to all Disadvantaged Business Enterprise (DBE) trucks on the project, whether they are utilized for DBE goal credit or not.

The Contractor shall notify the Engineer at least three days prior to DBE trucking activity.

The Contractor shall submit a weekly report of DBE trucks hired by the Contractor or subcontractors (i.e. not owned by the Contractor or subcontractors) to the Engineer on Department form "SBE 723" within ten business days following the reporting period. The reporting period shall be Sunday through Saturday for each week reportable trucking activities occur.

Any costs associated with providing weekly DBE trucking reports shall be considered as included in the contract unit prices bid for the various items of work involved and no additional compensation will be allowed.

80302

## WORK ZONE TRAFFIC CONTROL DEVICES (BDE)

Effective: March 2, 2020

Revised: January 1, 2025

Add the following to Article 701.03 of the Standard Specifications:

“(q) Temporary Sign Supports ..... 1106.02”

Revise the third paragraph of Article 701.14 of the Standard Specifications to read:

“For temporary sign supports, the Contractor shall provide a FHWA eligibility letter for each device used on the contract. The letter shall provide information for the set-up and use of the device as well as a detailed drawing of the device. The signs shall be supported within 20 degrees of vertical. Weights used to stabilize signs shall be attached to the sign support per the manufacturer’s specifications.”

Revise the first paragraph of Article 701.15 of the Standard Specifications to read:

“**701.15 Traffic Control Devices.** For devices that must meet crashworthiness standards, the Contractor shall provide a manufacturer’s self-certification or a FHWA eligibility letter for each Category 1 device and a FHWA eligibility letter for each Category 2 and Category 3 device used on the contract. The self-certification or letter shall provide information for the set-up and use of the device as well as a detailed drawing of the device.”

Revise the first six paragraphs of Article 1106.02 of the Standard Specifications to read:

“**1106.02 Devices.** Work zone traffic control devices and combinations of devices shall meet crashworthiness standards for their respective categories. The categories are as follows.

Category 1 includes small, lightweight, channelizing and delineating devices that have been in common use for many years and are known to be crashworthy by crash testing of similar devices or years of demonstrable safe performance. These include cones, tubular markers, plastic drums, and delineators, with no attachments (e.g. lights). Category 1 devices shall be MASH compliant.

Category 2 includes devices that are not expected to produce significant vehicular velocity change but may otherwise be hazardous. These include vertical panels with lights, barricades, temporary sign supports, and Category 1 devices with attachments (e.g. drums with lights). Category 2 devices shall be MASH compliant.

Category 3 includes devices that are expected to cause significant velocity changes or other potentially harmful reactions to impacting vehicles. These include crash cushions (impact attenuators), truck mounted attenuators, and other devices not meeting the definitions of Category 1 or 2. Category 3 devices manufactured after December 31, 2019 shall be MASH compliant. Category 3 devices manufactured on or before December 31, 2019, and compliant

with NCHRP 350, may be used on contracts let before December 31, 2029. Category 3 devices shall be crash tested for Test Level 3 or the test level specified.

Category 4 includes portable or trailer-mounted devices such as sign supports, speed feedback displays, arrow boards, changeable message signs, temporary traffic signals, and area lighting supports. It is preferable for Category 4 devices manufactured after December 31, 2019 to be MASH-16 compliant; however, there are currently no crash tested devices in this category, so it remains exempt from the NCHRP 350 or MASH compliance requirement.

For each type of device, when no more than one MASH compliant is available, an NCHRP 350 compliant device may be used, even if manufactured after December 31, 2019.”

Revise Articles 1106.02(g), 1106.02(k), and 1106.02(l) to read:

“(g) Truck Mounted/Trailer Mounted Attenuators. The attenuator shall be approved for use at Test Level 3. Test Level 2 may be used for normal posted speeds less than or equal to 45 mph.

(k) Temporary Water Filled Barrier. The water filled barrier shall be a lightweight plastic shell designed to accept water ballast and be on the Department’s qualified product list.

Shop drawings shall be furnished by the manufacturer and shall indicate the deflection of the barrier as determined by acceptance testing; the configuration of the barrier in that test; and the vehicle weight, velocity, and angle of impact of the deflection test. The Engineer shall be provided one copy of the shop drawings.

(l) Movable Traffic Barrier. The movable traffic barrier shall be on the Department’s qualified product list.

Shop drawings shall be furnished by the manufacturer and shall indicate the deflection of the barrier as determined by acceptance testing; the configuration of the barrier in that test; and the vehicle weight, velocity, and angle of impact of the deflection test. The Engineer shall be provided one copy of the shop drawings. The barrier shall be capable of being moved on and off the roadway on a daily basis.”

80427

**WORKING DAYS (BDE)**

Effective: January 1, 2002

The Contractor shall complete the work within                      working days.

80071

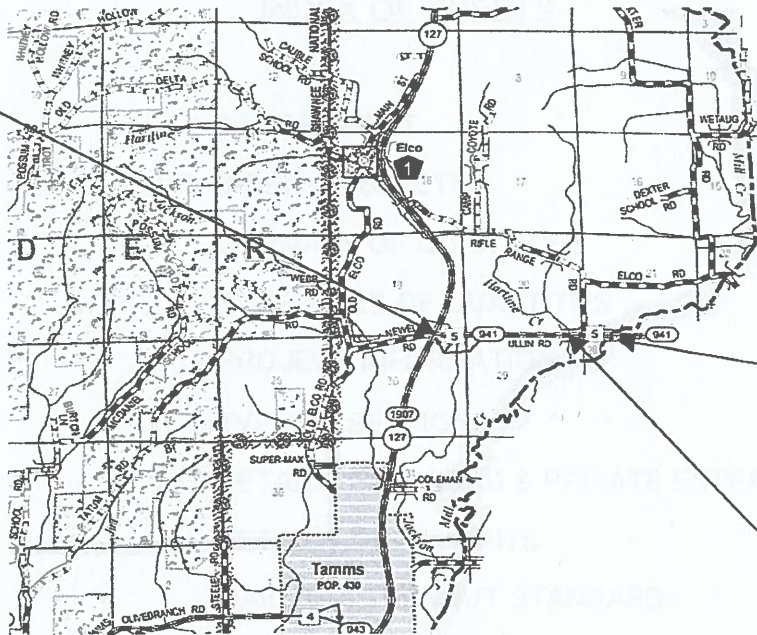
STATE OF ILLINOIS  
DEPARTMENT OF TRANSPORTATION  
PLANS FOR  
PROPOSED LOCAL AGENCY IMPROVEMENT  
FEDERAL AID SECONDARY PROJECT  
FAS 941 SECTION: 23-00087-00-RS  
ALEXANDER COUNTY

PROJECT: C30P(524)

JOB NO.: C-99-060-24

LOCATION MAP

BEGIN PROJECT  
STA: 0+12  
@ SN IL 127



END PROJECT  
STA: 83+95.20  
@ SN 002-3064

SN 002-3063

T14S, R1W, 3rd PM

TOTAL LENGTH OF SECTION: 8,383.20 FT, 1.59 MI






CLASSIFICATION: MAJOR COLLECTOR  
ADT (2022): 800 ADT  
DESIGN SPEED: 45 MPH (LAFO)

GREG SMOTHERS, PE # 062-046542  
EXPIRES: 11/30/25



CONTRACT NO: 99751

CALL J.U.L.I.E  
1-800-892-0123

|   |                                |
|---|--------------------------------|
| STATE OF ILLINOIS<br>DEPARTMENT OF TRANSPORTATION   |                                |
| APPROVED: <u>February 20</u> , 20 <u>25</u>   |                                |
| <br>COUNTY ENGINEER                                     |                                |
| APPROVED: <u>March 10</u> , 20 <u>25</u>  |                                |
| <br>DISTRICT 9 ENGINEER OF LOCAL ROADS & STREETS        |                                |
| RELEASING FOR BID<br>BASED ON LIMITED REVIEW  | <u>March 10</u> , 20 <u>25</u> |
| <br>ACTING DIRECTOR OF HIGHWAYS<br>REGION FIVE ENGINEER |                                |



| ROUTE NO.                         | SECTION        | COUNTY              | TOTAL SHEETS | SHEET NO. |
|-----------------------------------|----------------|---------------------|--------------|-----------|
| FAS 941                           | 23-00087-00-RS | ALEXANDER           | 23           | 2         |
|                                   |                | CONTRACT NO.: 99751 |              |           |
| FEDERAL PROJECT NUMBER: C30P(524) |                |                     |              |           |

## INDEX OF SHEETS

|       |  |
|-------|--|
| 1     | COVER SHEET                            |
| 2     | INDEX OF SHEETS                        |
| 3     | SUMMARY OF QUANTITIES                  |
| 4     | SCHEDULES OF QUANTITIES                |
| 5     | PROJECT INFORMATION                    |
| 6     | TYPICAL SECTIONS                       |
| 7     | DETAIL – SIDE ROAD & PRIVATE ENTRANCES |
| 8     | DETAIL – BUTT JOINTS                   |
| 9     | MAIL BOX TURNOUT STANDARD              |
| 10-19 | TRAFFIC CONTROL STANDARDS              |
| 20-23 | PAVEMENT MARKING STANDARDS             |

| ROUTE NO.                         | SECTION        | COUNTY              | TOTAL SHEETS | SHEET NO. |
|-----------------------------------|----------------|---------------------|--------------|-----------|
| FAS 941                           | 23-00087-00-RS | ALEXANDER           | 23           | 3         |
|                                   |                | CONTRACT NO.: 99751 |              |           |
| FEDERAL PROJECT NUMBER: C30P(524) |                |                     |              |           |

## SUMMARY OF QUANTITIES

| CODE<br>NUMBER | ITEM                                       | UNITS | QUANTITY |
|----------------|--|-------|----------|
| 40200800       | AGGREGATE SURFACE COURSE, TYPE B           | TON   | 125      |
|                |  |       |          |
| 40600370       | LONGITUDINAL JOINT SEALANT                 | FOOT  | 8448     |
|                |  |       |          |
| 40600982       | HOT-MIX ASPHALT SURFACE REMOVAL-BUTT JOINT | SQ YD | 575      |
|                |  |       |          |
| 40600990       | TEMPORARY RAMP                             | SQ YD | 195      |
|                |  |       |          |
| 40604052       | HMA SURFACE COURSE, IL-9.5, MIX "C", N70   | TON   | 3000     |
|                |  |       |          |
| 48101200       | AGGREGATE SHOULDERS TYPE B                 | TON   | 660      |
|                |  |       |          |
| 67100100       | MOBILIZATION                               | LSUM  | 1        |
|                |  |       |          |
| 70300100       | SHORT TERM PAVEMENT MARKING                | FOOT  | 2535     |
|                |  |       |          |
| 70300150       | SHORT TERM PAVEMENT MARKING REMOVAL        | SQ FT | 837      |
|                |  |       |          |
| * 78001100     | PAINT PAVEMENT MARKING - LINE 4"           | FOOT  | 20955    |
|                |  |       |          |
| * 78001180     | PAINT PAVEMENT MARKING - LINE 24"          | FOOT  | 40       |
|                |  |       |          |
| * 78100100     | RAISED REFLECTIVE PAVEMENT MARKER          | EACH  | 106      |
|                |  |       |          |
| 78300200       | RAISED REFLECTIVE PAVEMENT MARKER REMOVAL  | EACH  | 106      |
|                |  |       |          |
| * LR400740     | COLD-IN-PLACE RECYCLING, 4"                | SQ YD | 22528    |
|                |  |       |          |
| * LR400055     | CIR-FDR EMULSIFIED ASPHALT                 | TON   | 160      |
|                |  |       |          |
| * LR403300     | SURFACE PROFILE MILLING                    | SQ YD | 22528    |
|                |  |       |          |
| X4060101       | TRACKLESS TACK                             | POUND | 15115    |
|                |  |       |          |
| X7010216       | TRAFFIC CONTROL & PROTECTION (SPECIAL)     | L SUM | 1        |

\* SPECIALTY ITEM

## SCHEDULES OF QUANTITIES

|                    |         | QUANTITIES IN FEET |                       |      |       |            |
|--------------------|---------|--------------------|-----------------------|------|-------|------------|
|                    |         | WHITE MARKINGS     | YELLOW MARKINGS       |      |       |            |
|                    |         | OUTSIDE            | CENTERLINE NO PASSING |      |       | CENTERLINE |
| STATION TO STATION |         | MARKINGS           | DOUBLE                | LEFT | RIGHT | DASH       |
| 0+12               | 83+95.2 | 16764              |                       |      |       | 4191       |
|                    |         |                    |                       |      |       |            |
| TOTALS             |         | 16764              | 0                     | 0    | 0     | 4191       |

| LOCATION<br>STATION      | AGGREGATE<br>SURFACE<br>TYPE B<br>40200800<br>TON | LONG<br>JOINT<br>SEALANT<br>40600370<br>FOOT | HMA<br>SURFACE<br>REMOVAL<br>BUTT JT<br>40600982<br>SQ YD | TEMPORARY<br>RAMP<br>40600990<br>SQ YD | HMA<br>SURF CSE<br>IL-9.5<br>MIX C. N70<br>40604052<br>TON | AGGREGATE<br>SHOULDERS<br>TYPE B<br>48101200<br>TON | GOLD<br>IN-PLACE<br>RECYCLING<br>4"<br>LR400740<br>SQ YD | GIR-FDR<br>EMULSIFIED<br>ASHPALT<br>LR400055<br>TON | SURFACE<br>PROFILE<br>MILLING<br>LR403300<br>SQ YD | TRACKLESS<br>TACK<br>X4060101<br>POUND |
|--------------------------|---|--|---|--|--|---|--|---|--|--|
| SN 002-3063              |   |  |   |  |  |   |  |   |  |  |
| STA 0+12 TO STA 83+95.20 | 125   | 8448   | 575   | 195                                    | 3000   | 660   | 22528  | 160   | 22528  | 15115                                  |
| TOTALS                   | 125   | 8448   | 575   | 195                                    | 3000   | 660   | 22528  | 160   | 22528  | 15115                                  |

| LOCATION<br>STATION      | PAINT<br>PVT MKG | PAINT<br>PVT MKG | PAINT<br>PVT MKG | RAISED<br>REFL | RAISED   | SHORT<br>TERM | SHORT<br>TERM |
|--------------------------|------------------|------------------|------------------|----------------|----------|---------------|---------------|
|                          | LINE - 4"        | LINE - 4"        | LINE - 24"       | PAVEMENT       | RPM      | PAVEMENT      | PAV'T MKG     |
|                          | YELLOW           | WHITE            | WHITE            | MARKER         | REMOVAL  | MARKING       | REMOVAL       |
|                          | 78001100         | 78001100         | 78001180         | 78100100       | 78300200 | 70300100      | 70300150      |
|                          | FOOT             | FOOT             | FOOT             | EACH           | FOOT     | FOOT          | SQ FT         |
| STA 0+12 TO STA 83+95.20 | 4191             | 16764            | 40               | 106            | 106      | 2535          | 837           |

| SIDEROADS                           |           |      |         | COMMERCIAL ENTRANCES |           |         |
|-------------------------------------|-----------|------|---------|----------------------|-----------|---------|
| STATION                             | LT/RT     | DESC | TOTAL   | NUMBER               | TONS/EACH | TOTAL   |
| 70+43                               | LT        | SR   | 30 TONS | 1                    | 10        | 10 TONS |
| SIDEROAD SUB-TOTALS                 |           |      | 30 TONS | ENTRANCE SUB-TOTALS  |           | 10 TONS |
| FIELD ENTRANCES                     |           |      |         | PRIVATE ENTRANCES    |           |         |
| NUMBER                              | TONS/EACH |      | TOTAL   | NUMBER               | TONS/EACH |         |
| 7                                   | 3         |      | 21 TONS | 5                    | 5         |         |
| ENTRANCE SUB-TOTALS                 |           |      | 21 TONS | ENTRANCE SUB-TOTALS  |           | 25 TONS |
| SUB-TOTALS                          |           |      | 51 TONS | SUB-TOTALS           |           | 35 TONS |
| TOTAL HMA SURFACE COURSE -- 86 TONS |           |      |         |                      |           |         |

| ROUTE NO.                         | SECTION        | COUNTY              | TOTAL SHEETS | SHEET NO. |
|-----------------------------------|----------------|---------------------|--------------|-----------|
| FAS 941                           | 23-00087-00-RS | ALEXANDER           | 23           | 5         |
|                                   |                | CONTRACT NO.: 99751 |              |           |
| FEDERAL PROJECT NUMBER: C30P(524) |                |                     |              |           |

### PROJECT INFORMATION

LAFO PROJECT

CLASS II ROAD

DESIGN PERIOD - 20 YEARS

STRUCTURAL DESIGN TRAFFIC YEAR - 2042

FAS 941: PC-946 S.U.-75 M.U.-54

ADT — 1,075 VPD

### PRIVATE ENTRANCES

5

### FIELD ENTRANCES

7

### COMMERCIAL ENTRANCES

1

### MAILBOX TURNOUTS

6

### INTERSECTIONS

ELCO ROAD — STATION 70+00 LT

### SCHEDULE OF NO PASSING ZONES

THIS PROJECT DOES NOT HAVE ANY NO PASSING ZONES CURRENTLY IN PLACE.

NOTE: THE ALIGNMENT FOR THIS PROJECT IS BASED UPON AERIAL PHOTOGRAPHY & OLD PLANS. IT SHOULD NOT BE USED FOR CONTROL.

### HIGHWAY STANDARDS

BLR 24-2

701001-02

701006-05

701011-04

701201-05

701301-04

701306-04

701311-03

701901-10

780001-05

781001-04

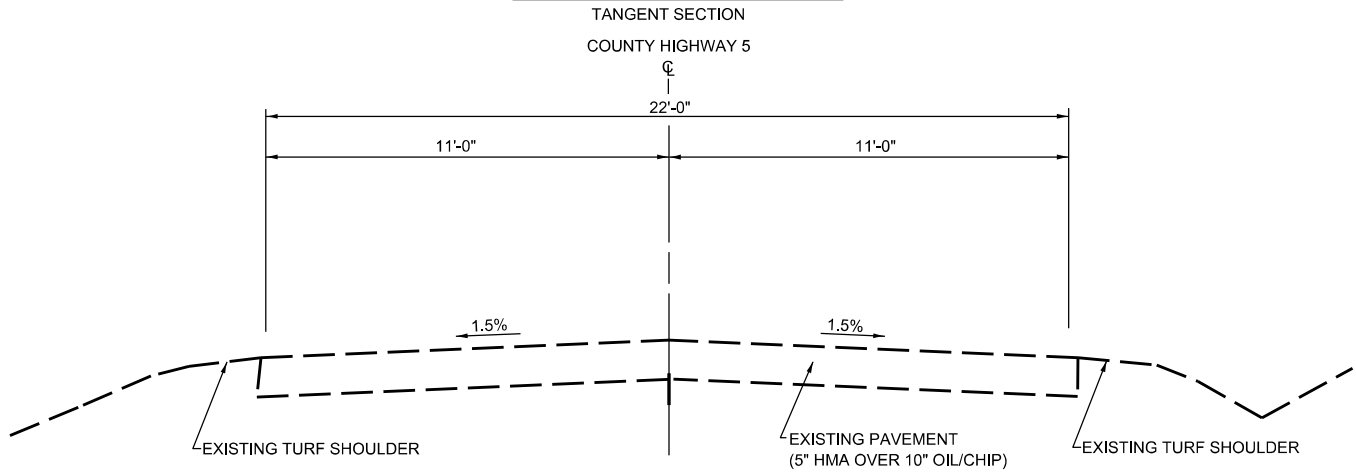
### GENERAL NOTES

1. 'NO PASSING ZONE' LIMITS WILL REMAIN AS MARKED. NO ADJUSTMENTS ARE NECESSARY. THESE LIMITS SHOULD BE STAKED AND RECORDED PRIOR TO HMA LAYDOWN OPERATIONS FOR FINAL LAYOUT.

| F.A.S. ROUTE                      | SECTION        | COUNTY              | TOTAL SHEETS | SHEET NO. |
|-----------------------------------|----------------|---------------------|--------------|-----------|
| 941                               | 23-00087-00-RS | ALEXANDER           | 23           | 6         |
|                                   |                | CONTRACT NO.: 99751 |              |           |
| FEDERAL PROJECT NUMBER: C30P(524) |                |                     |              |           |

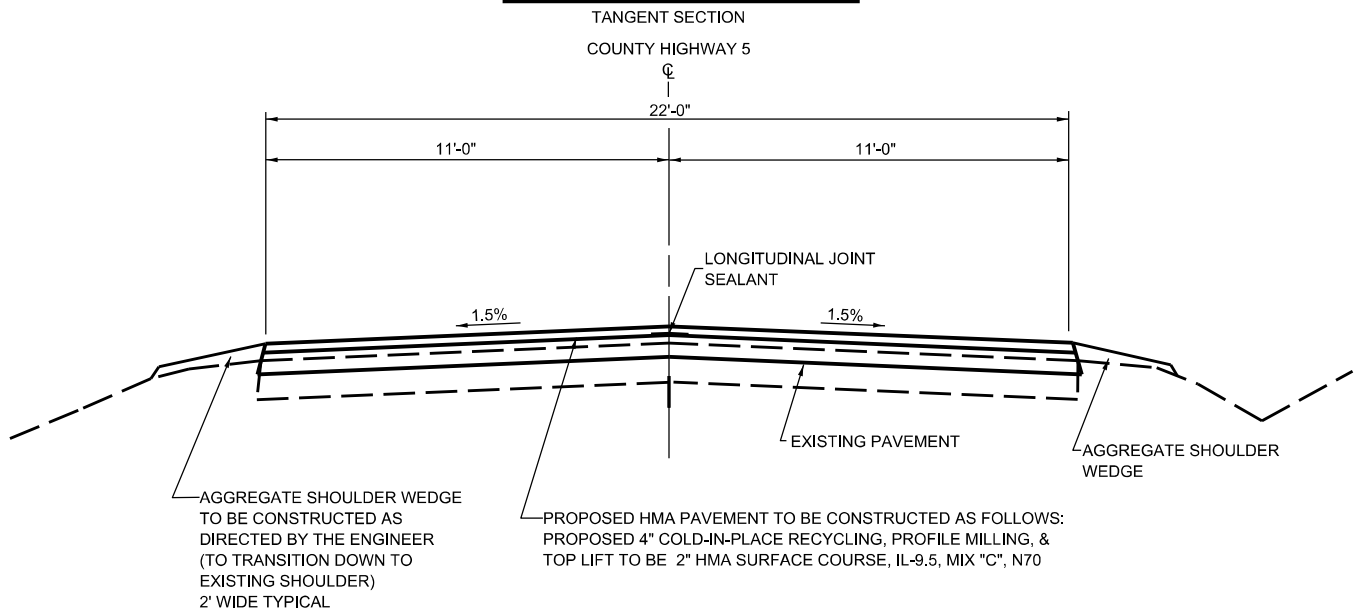
23

## EXISTING TYPICAL SECTION



TO BE USED  
STA. 0+12 TO STA. 83+95.2

## PROPOSED TYPICAL SECTION

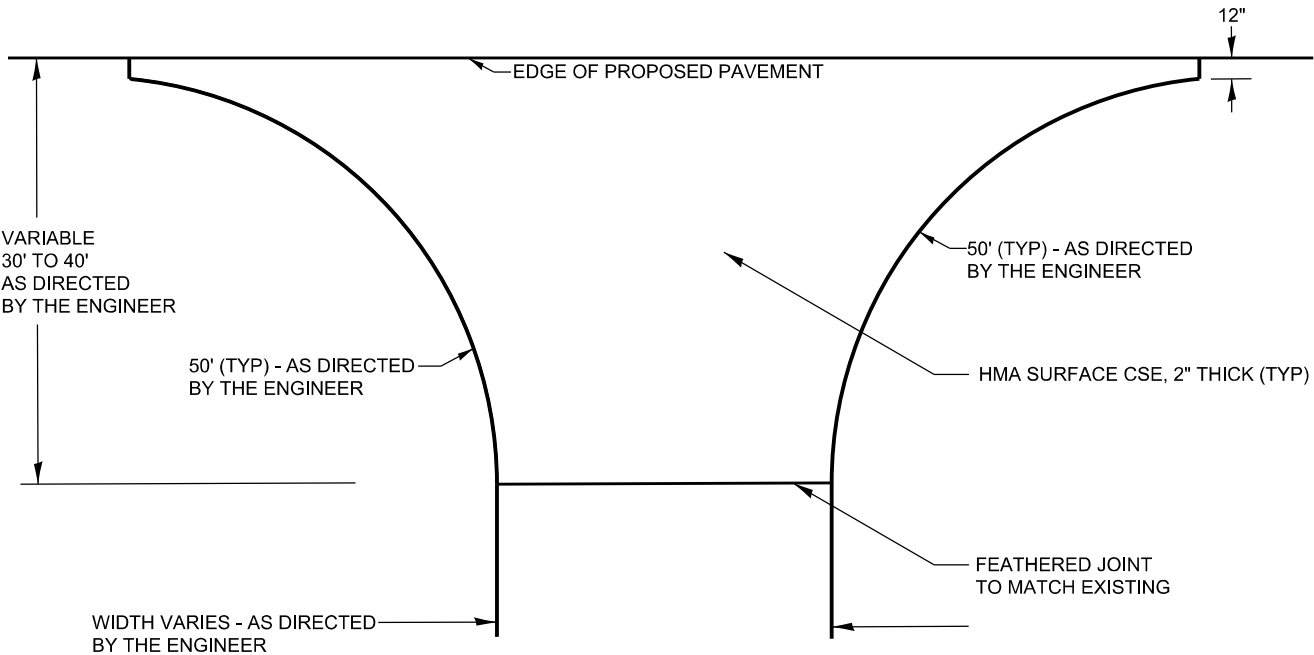


TO BE USED  
STA. 0+12 TO STA. 83+95.2

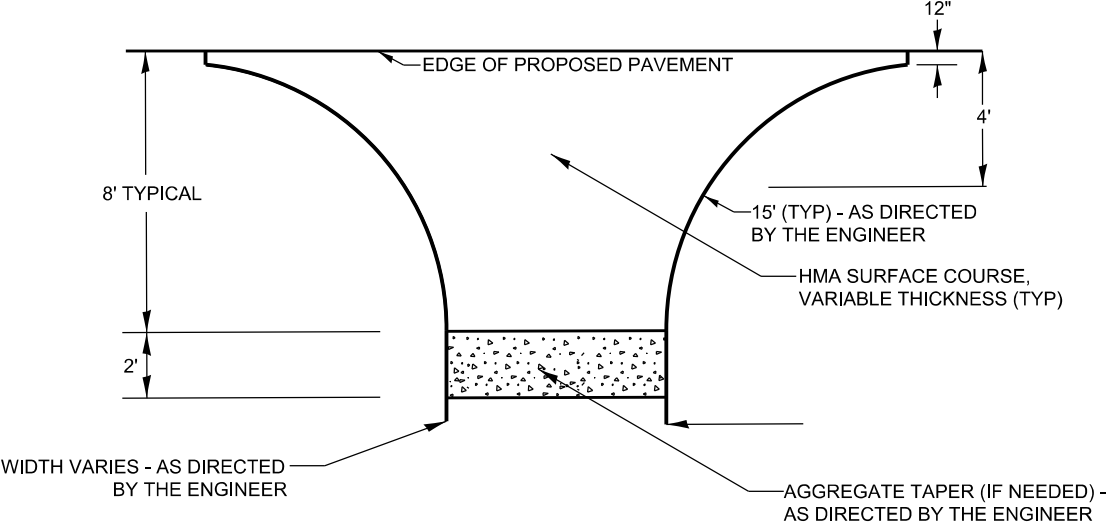
| F.A.S. ROUTE                      | SECTION        | COUNTY              | TOTAL SHEETS | SHEET NO. |
|-----------------------------------|----------------|---------------------|--------------|-----------|
| 941                               | 23-00087-00-RS | ALEXANDER           | 23           | 7         |
|                                   |                | CONTRACT NO.: 99751 |              |           |
| FEDERAL PROJECT NUMBER: C30P(524) |                |                     |              |           |

**TYPICAL RETURNS**  
DETAIL OF SIDE ROAD RETURNS

COUNTY HIGHWAY 4



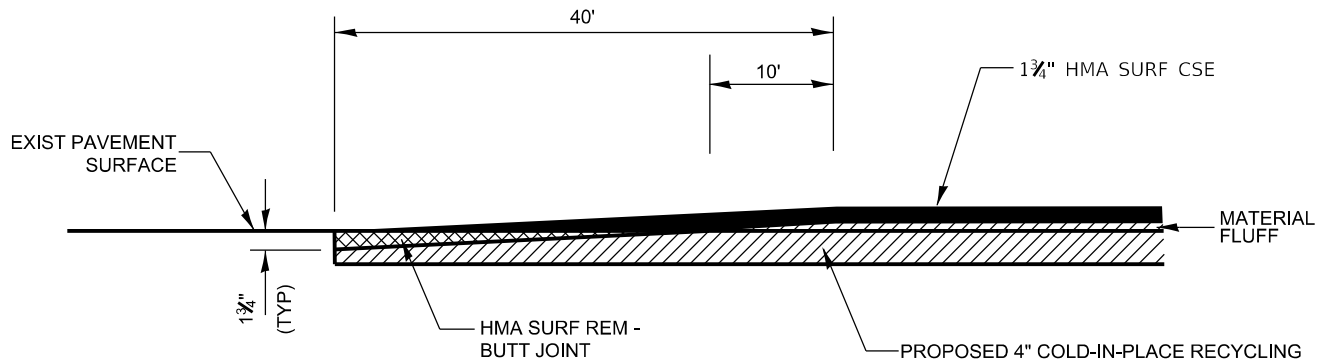
**TYPICAL RETURNS**  
PRIVATE ENTRANCES  
COUNTY HIGHWAY 4



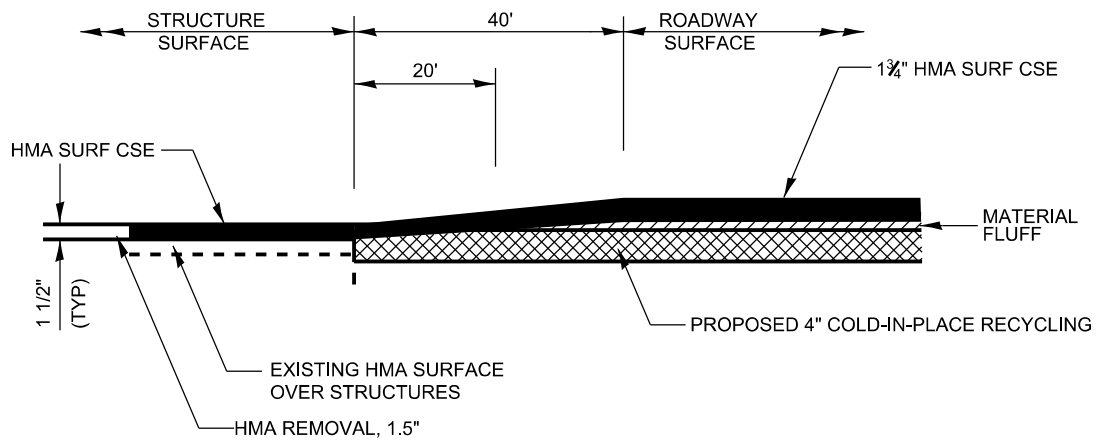
NOTE: FIELD ENTRANCES SHALL CONSIST OF:  
4' ASPHALT APRON WITH 2' AGGREGATE  
TRANSITION.

| F.A.S.<br>ROUTE                   | SECTION        | COUNTY              | TOTAL<br>SHEETS | SHEET<br>NO. |
|-----------------------------------|----------------|---------------------|-----------------|--------------|
| 941                               | 23-00087-00-RS | ALEXANDER           | 23              | 8            |
|                                   |                | CONTRACT NO.: 99751 |                 |              |
| FEDERAL PROJECT NUMBER: C30P(524) |                |                     |                 |              |

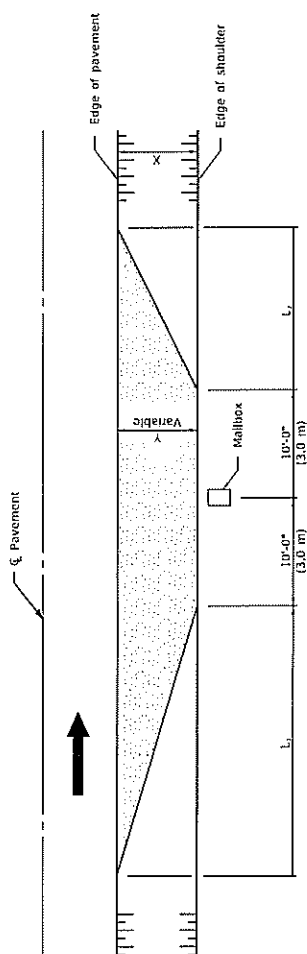
### TYPICAL BUTT JOINT DETAIL



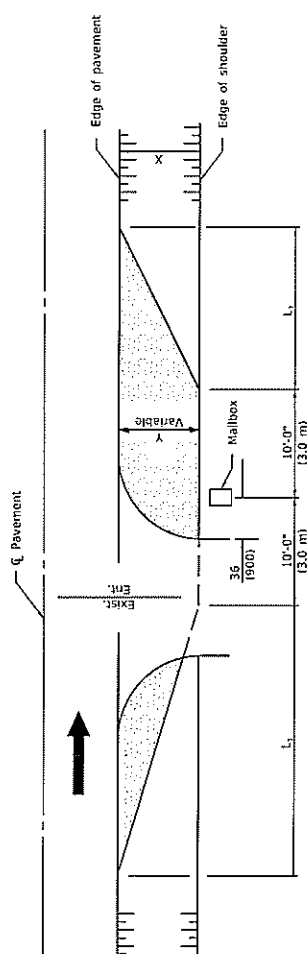
### TYPICAL TRANSITION DETAIL HMA SURFACING STRUCTURES SN 002-3063



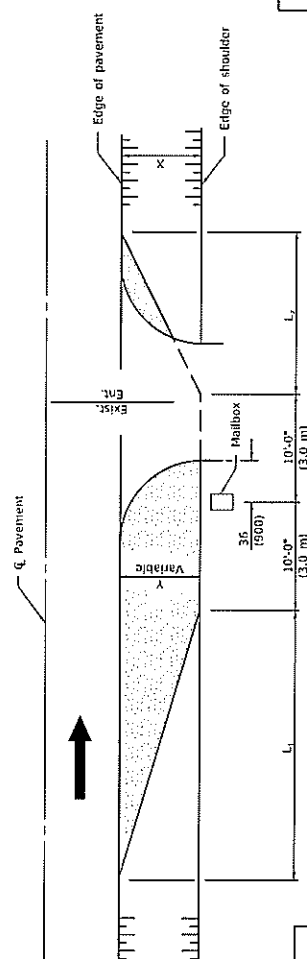
NOTE: THE HMA THICKNESS FOR STRUCTURE:  
002-3063 SHALL BE 1.5" THICK



### **TYPICAL APPLICATION**



**MAILBOX ON FAR SIDE OF ENTRANCE**



MAILBOX ON NEAR SIDE OF ENTRANCE

| DIMENSIONS - ft. (m)     |               |             |             |             |             |             |
|--------------------------|---------------|-------------|-------------|-------------|-------------|-------------|
| Width of<br>Shoulder (X) | 12.2<br>(3.6) | 10<br>(3.0) | 8<br>(2.4)  | 6<br>(1.8)  | 5<br>(1.5)  | 4<br>(1.2)  |
| Width of<br>Turret (Y)   | 2.4<br>(.7)   | 2.4<br>(.7) | 1.8<br>(.6) | 1.2<br>(.4) | 1.2<br>(.4) | 1.2<br>(.4) |
| L <sub>1</sub>           | 30<br>(9.3)   | 30<br>(9.3) | 23<br>(6.9) | 15<br>(4.5) | 15<br>(4.5) | 15<br>(4.5) |
| L <sub>2</sub>           | 20<br>(6.0)   | 20<br>(6.0) | 15<br>(4.5) | 10<br>(3.0) | 10<br>(3.0) | 10<br>(3.0) |

**Note:**  
Dimensions for Township and District Roads may vary from the above dimensions.

## GENERAL NOTES

**GENERAL NOTES**

Mailboxes shall be mounted such that the face of the mailbox is 6' (50) to 12' (300) and the post a minimum of 24' (600) from the edge of the turnout surfacing.

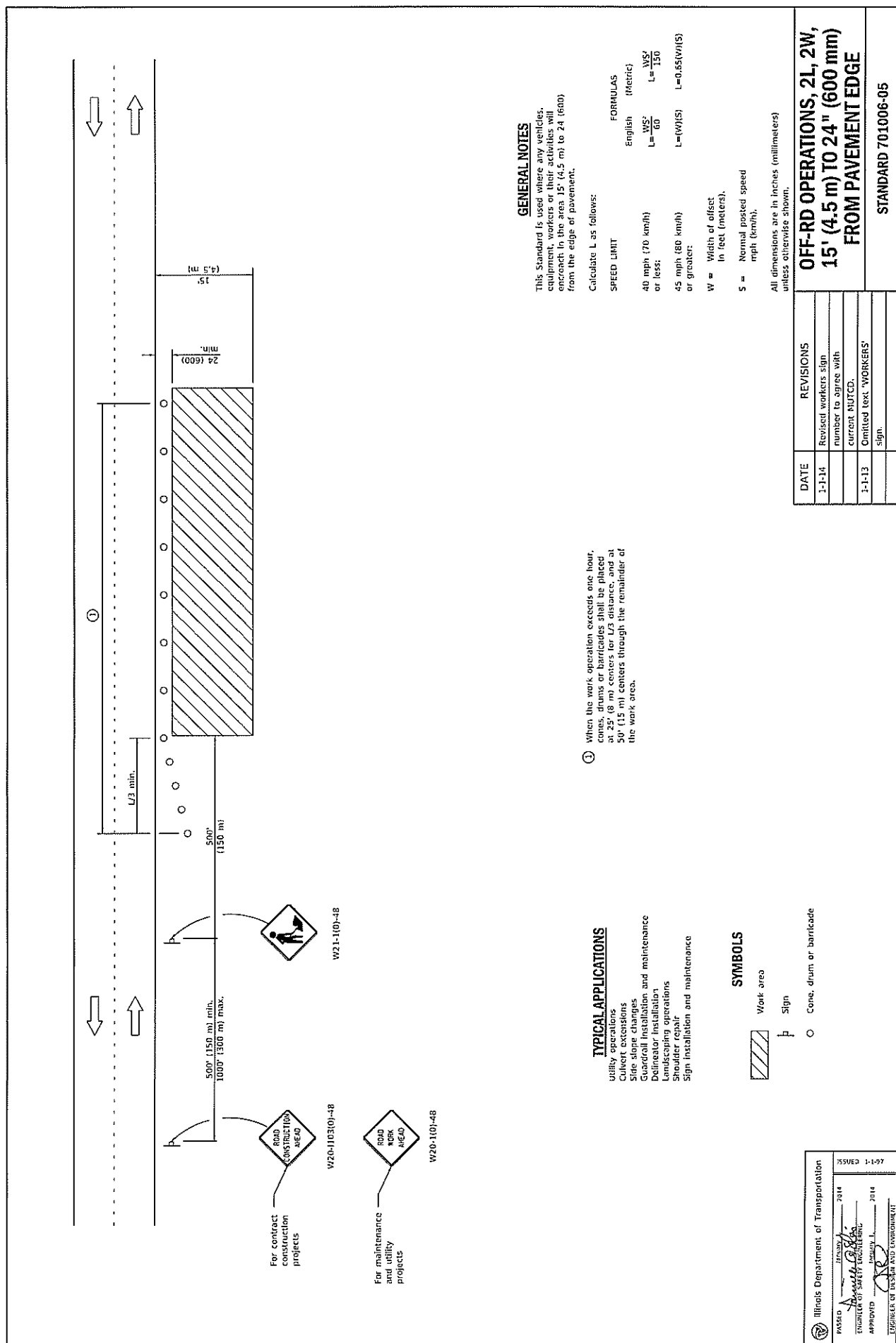
All dimensions are in inches (millimeters) unless otherwise shown.

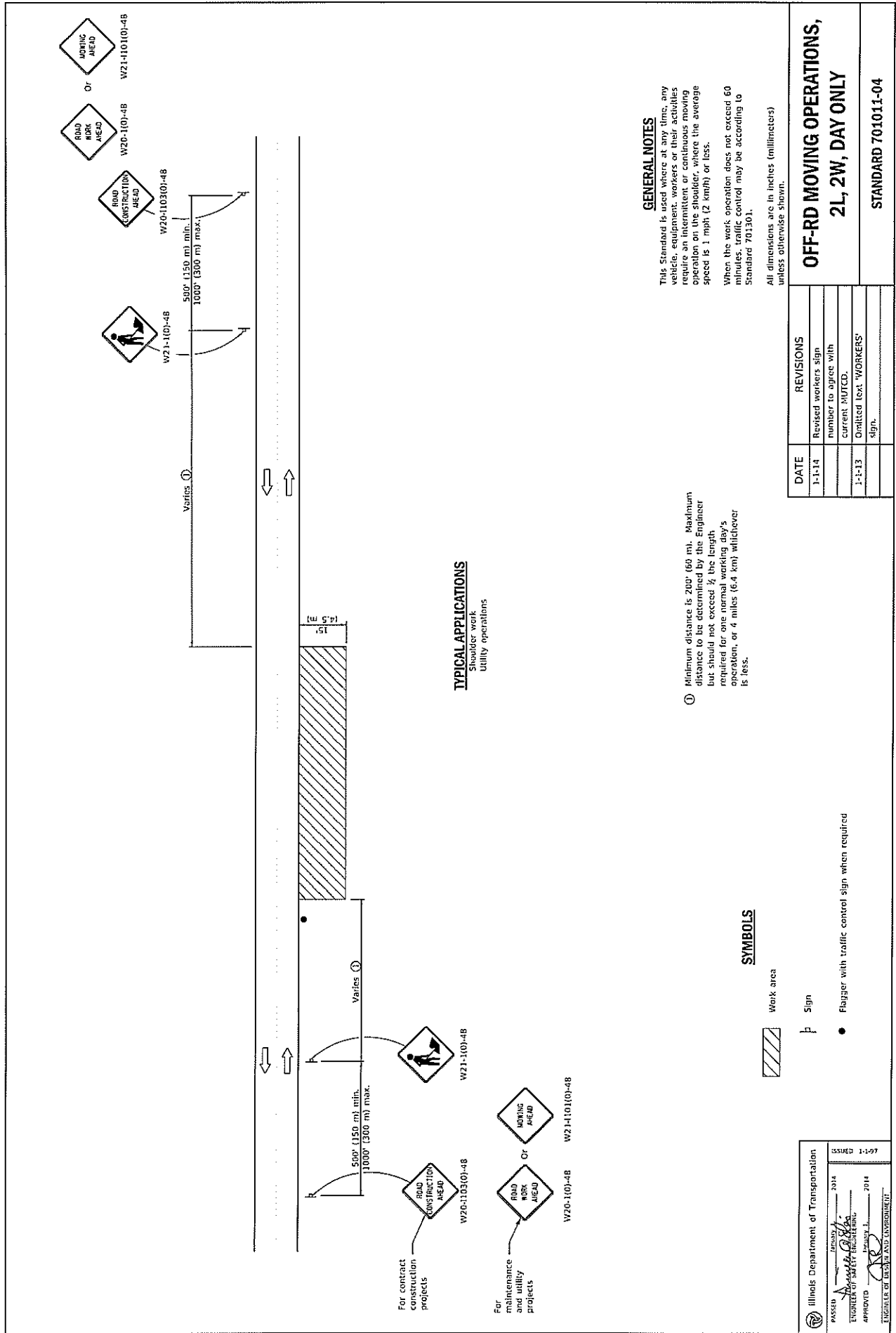
| DATE   | REVISIONS                           |
|--------|-------------------------------------|
| 1-1-09 | Switched units to English (metric). |
|        |                                     |
| 1-1-09 | Add width of shoulder X.            |
|        |                                     |

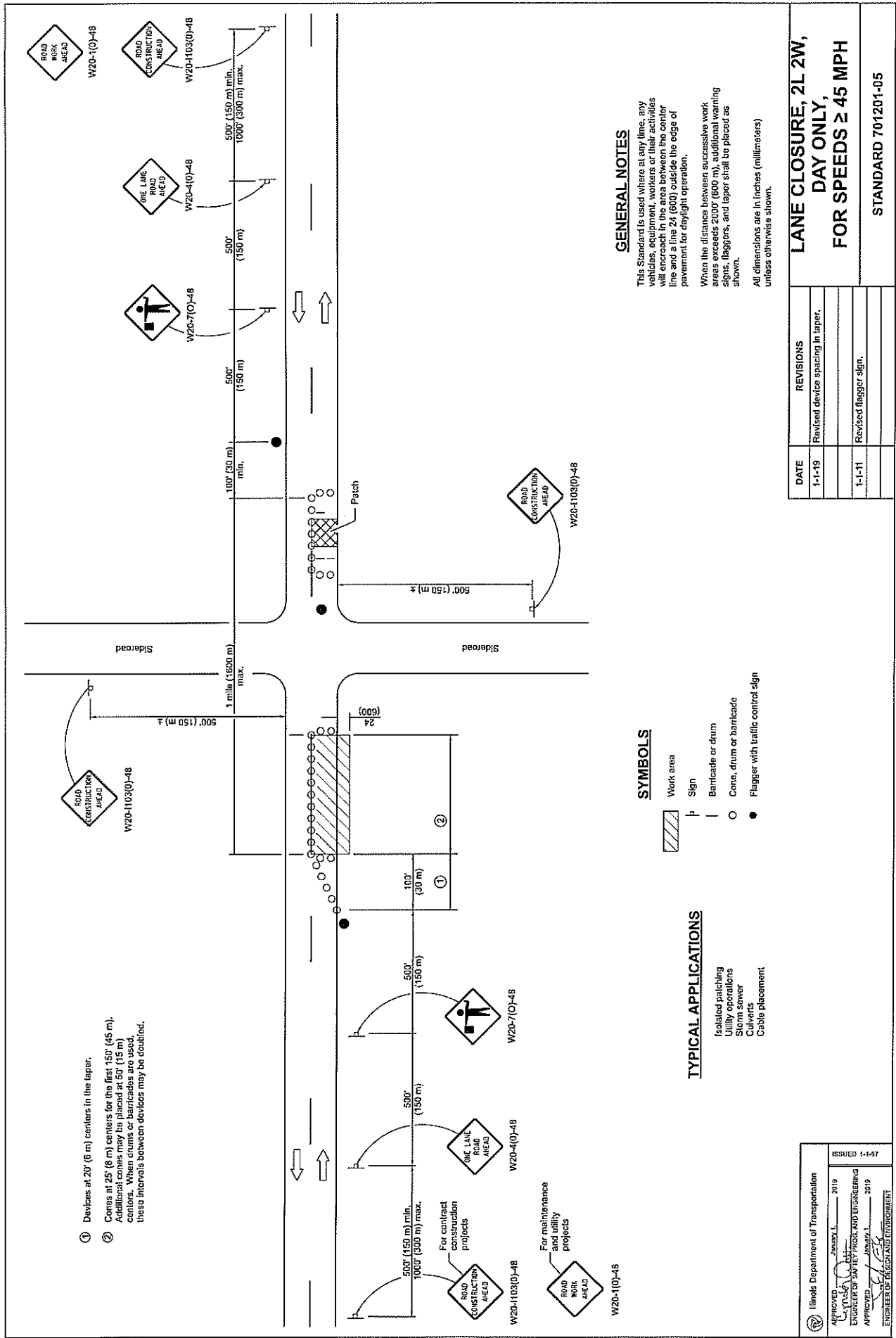
| DATE   | REVISIONS                           | MAILBOX TURNOUT<br>FOR LOCAL ROADS | STANDARD B.L.R. 24-2 |
|--------|-------------------------------------|------------------------------------|----------------------|
| 1-1-09 | Switched units to English (metric). |                                    |                      |
|        |                                     |                                    |                      |
| 1-1-99 | Add width of shoulder X.            |                                    |                      |

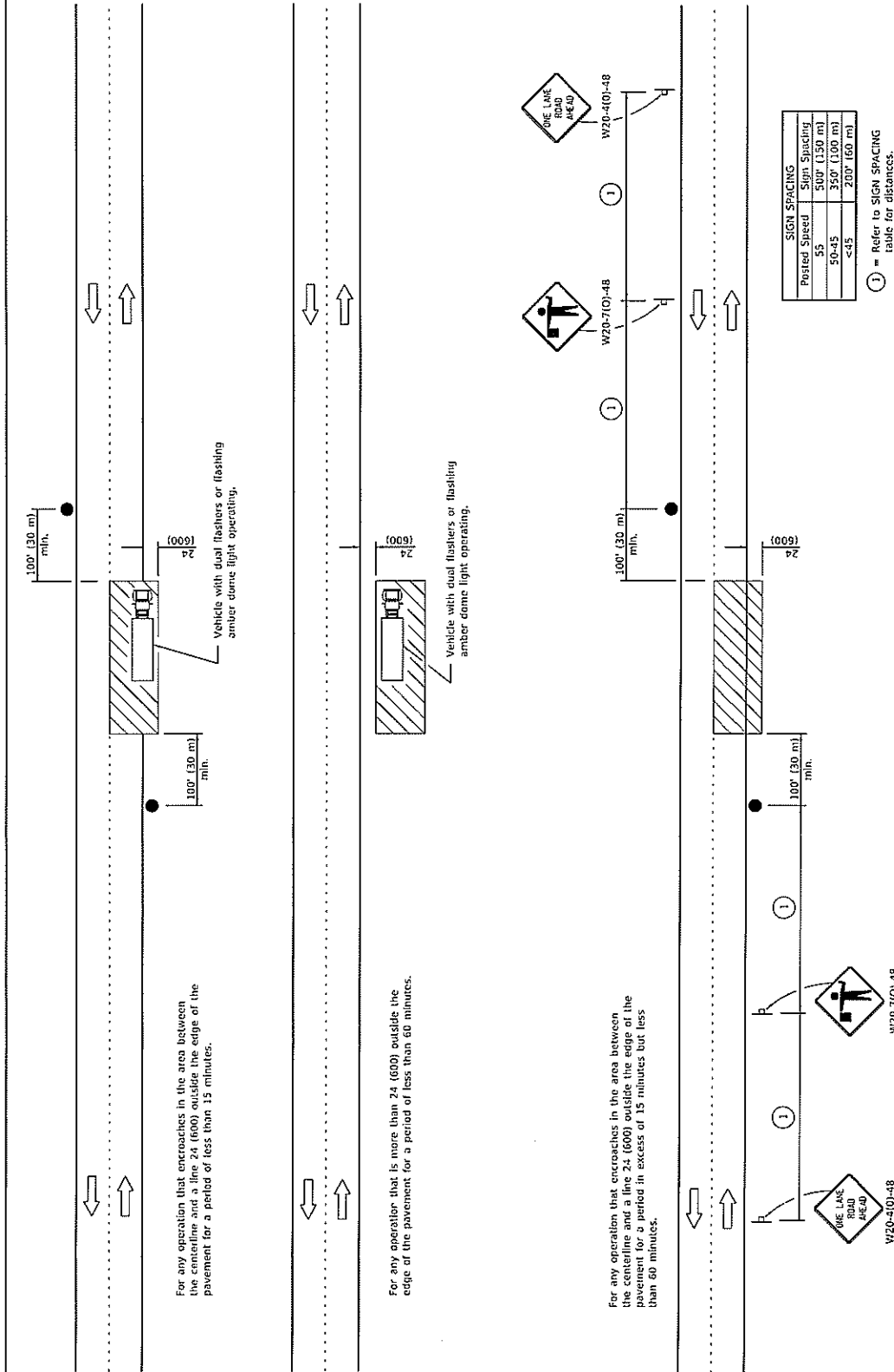












| SIGN SPACING |              |
|--------------|--------------|
| Posted Speed | Sign Spacing |
| 55           | 500' (150 m) |
| 50-45        | 350' (100 m) |
| <45          | 200' (60 m)  |

① = Refer to SIGN SPACING table for distances.

All dimensions are in inches (millimeters) unless otherwise shown.

### SYMBOLS

- Work area
- Sign on portable or permanent support
- Flagger with traffic control sign

### TYPICAL APPLICATIONS

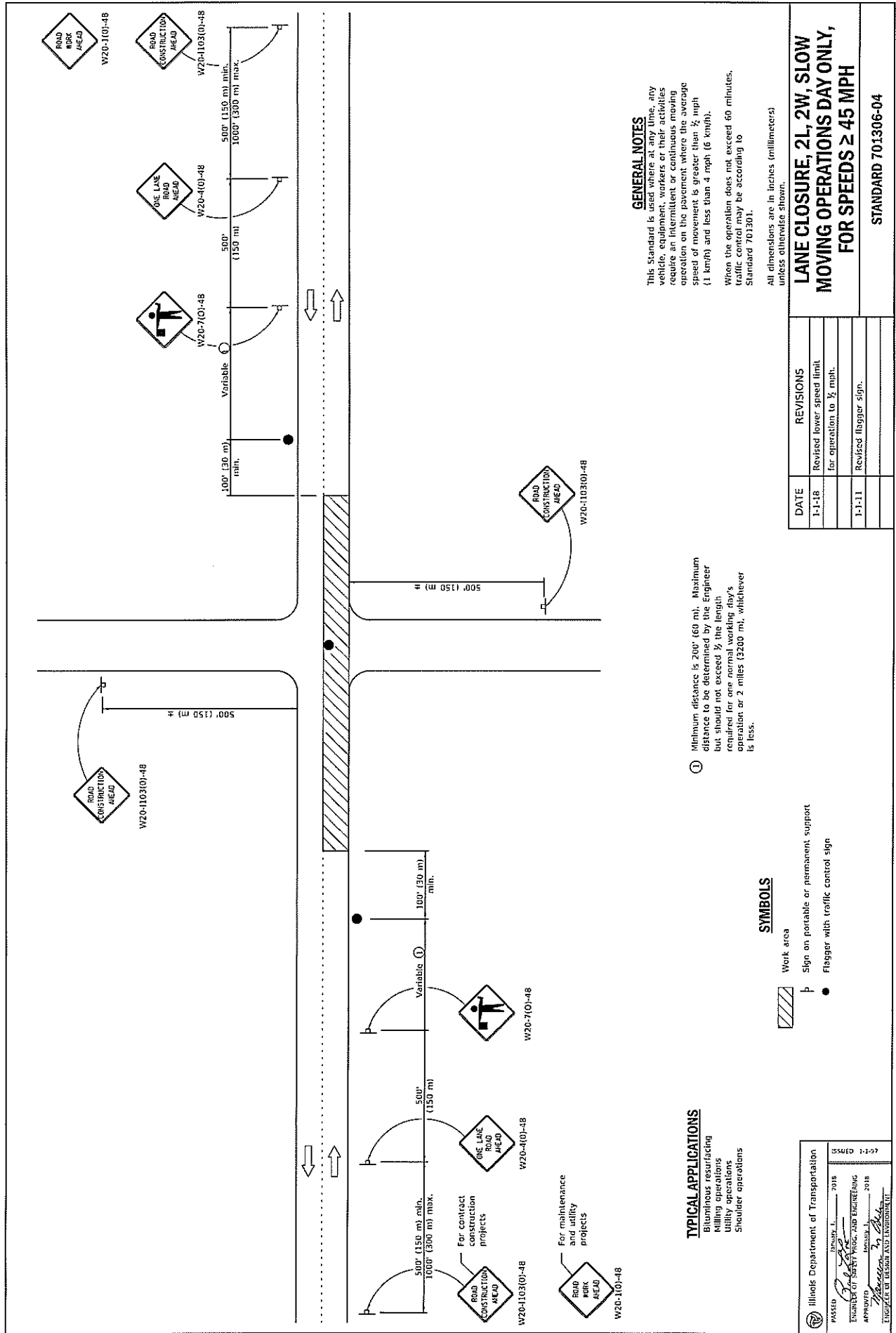
- Making patches
- Field survey
- Utility operations
- Cleaning up debris on pavement

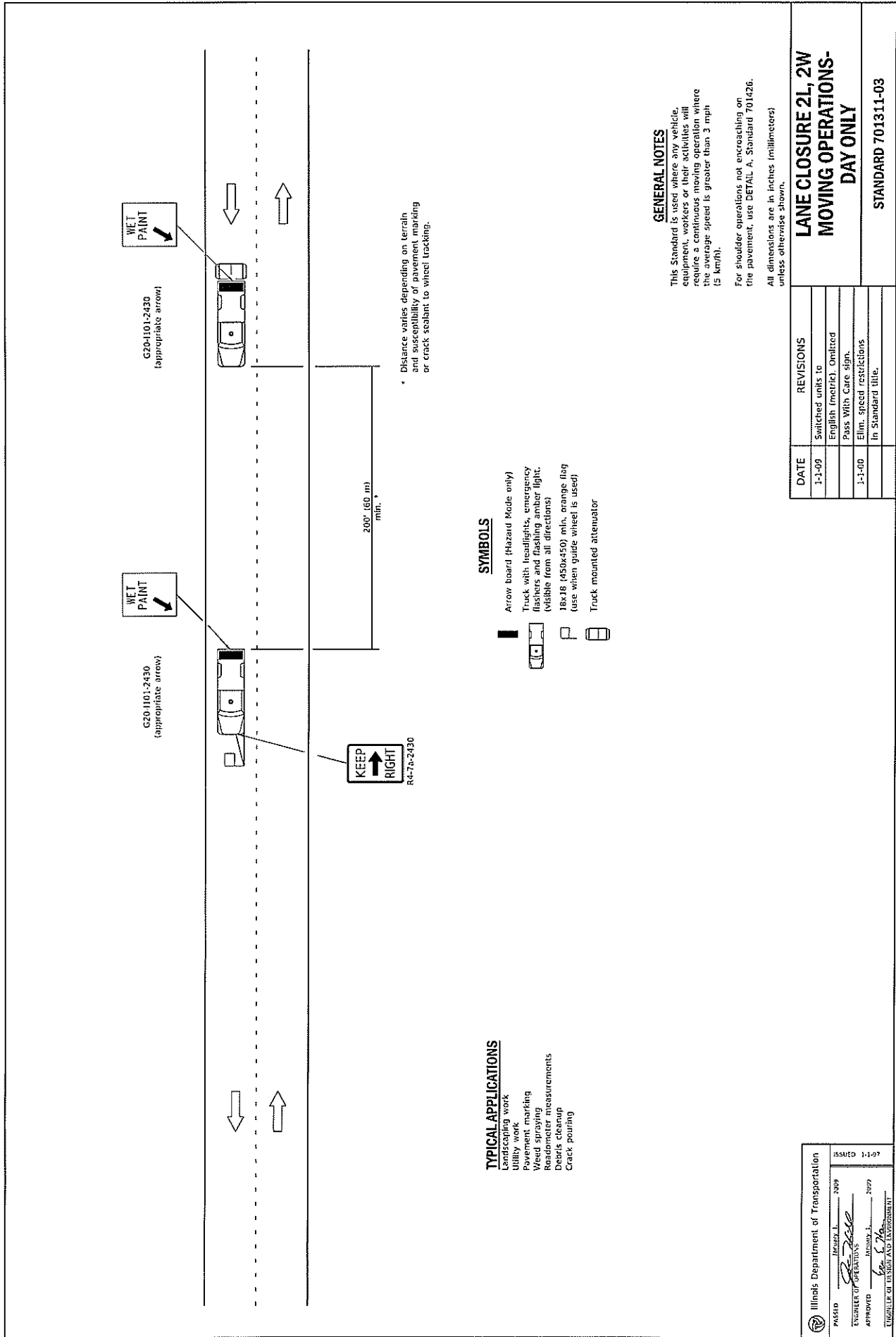
|   |                                      |
|---|--------------------------------------|
| Illinois Department of Transportation<br>ISSUED 1-1-97            |                                      |
| DESIGNED<br>DRAWN<br>CHECKED<br>ENGINEER<br>APPROVED<br>IN CHARGE | 2011<br>2011<br>2011<br>2011<br>2011 |

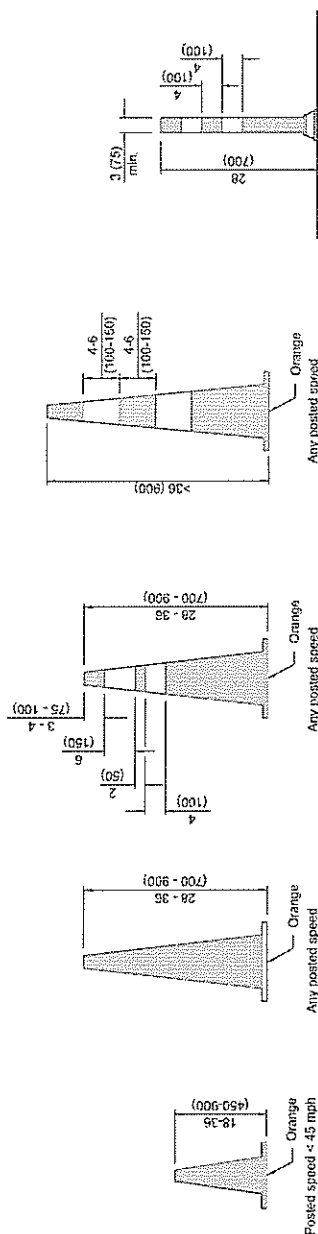
| DATE   | REVISIONS                           |
|--------|-------------------------------------|
| 1-1-11 | Revised flagger sign.               |
| 1-1-09 | Switched units to English (metric). |

## LANE CLOSURE, 2L, 2W, SHORT TIME OPERATIONS

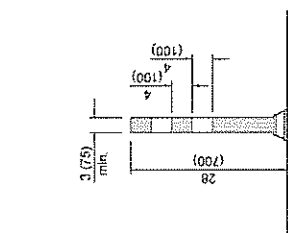
STANDARD 701301-04



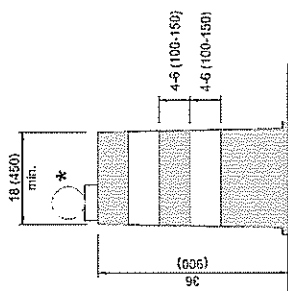




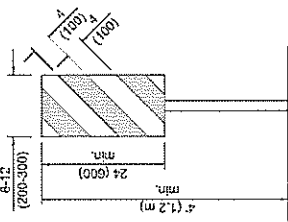
## DAY OR NIGHTTIME USE



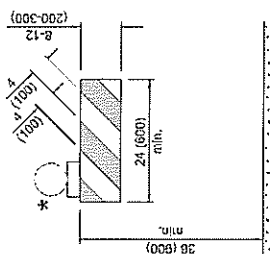
## TUBULAR MARKER



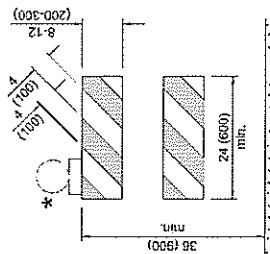
**DRUM**



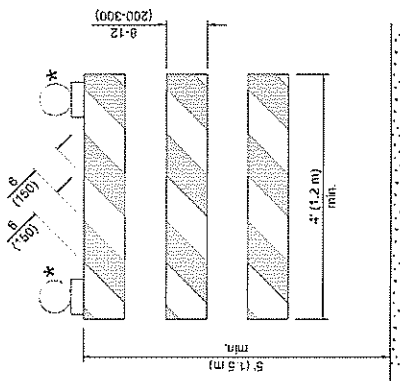
**VERTICAL PANEL**  
**POST MOUNTED**



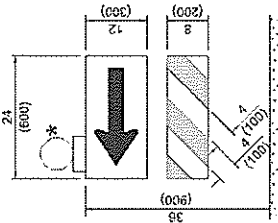
## TYPE I BARRICADE



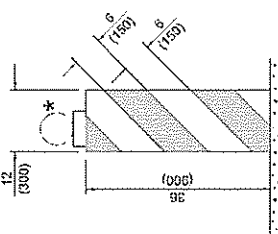
## TYPE II BARRICADE



### TYPE III BARRICADE



DIRECTION INDICATOR  
BARRICADE



## VERTICAL BARRICADE

### GENERAL NOTES

all heights shown shall be measured above the pavement surface.

All dimensions are in inches (millimeters) unless otherwise shown.


| DATE   | REVISIONS  |
|--------|--|
| 1-1-25 | Updated Temporary Rumble   |
|        | Strip Detail (slit. 3).  |
| 1-1-24 | Revised Types III Barbecue notes<br>(slit. 3) & moved warning light on<br>back mounted signs to tin center |

## TRAFFIC CONTROL DEVICES

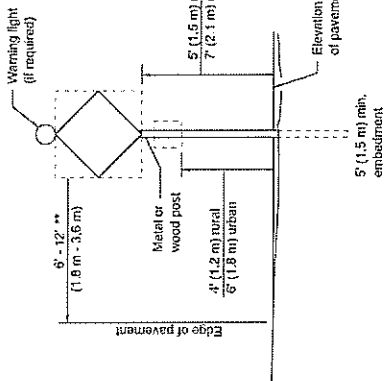
(Sheet 1 of 3)

STANDARD 701901-10

## DETECTABLE PEDESTRIAN CHANNELIZING BARRICADE

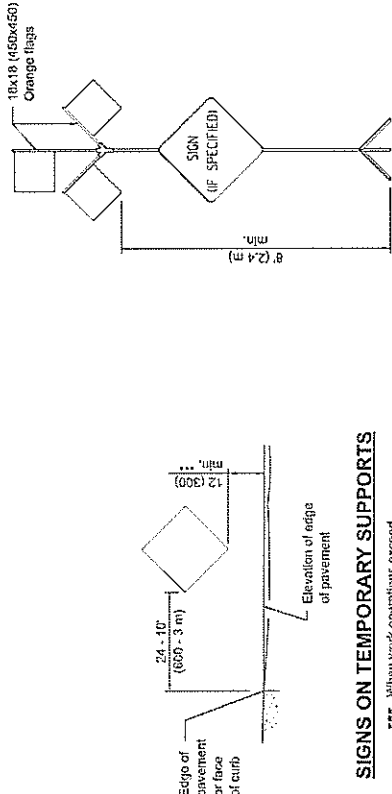
|   |  |               |
|---|--|---------------|
|  Illinois Department of Transportation | APPROVED _____ 2025<br>_____<br>ENGINEER OF SALES IN PUBLIC ROAD ENGINEERING | ISSUED 1-1-13 |
|   | APPROVED _____ 2025<br>_____<br>ENGINEER OF THE DESIGN AND CONSTRUCTION      |               |





**POST MOUNTED SIGNS**

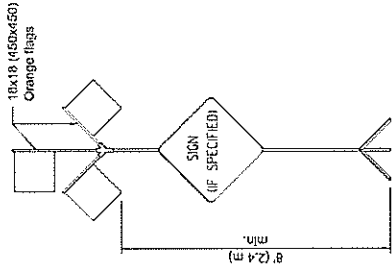
When curb or paved shoulder are present this dimension shall be 24 (600) to the face of curb or 6' (1.8 m) to the outside edge of the paved shoulder.



**SIGNS ON TEMPORARY SUPPORTS**

When work operations exceed four days, this dimension shall be 5' (1.5 m) min. If located behind other devices, this height shall be sufficient to be seen completely above the devices.

**HIGH LEVEL WARNING DEVICE**



ROAD CONSTRUCTION NEXT X MILES  
G20-1104(0)-6036

END CONSTRUCTION  
G20-1105(0)-6024

This signing is required for all projects 2 miles (3200 m) or more in length.

ROAD CONSTRUCTION NEXT X MILES sign shall be placed 500' (150 m) in advance of project limits.

END CONSTRUCTION sign shall be erected at the end of the job unless another job is within 2 miles (3200 m).

Dual sign displays shall be utilized on multi-lane highways.

**WORK LIMIT SIGNING**

|                   |                     |
|-------------------|---------------------|
| WORK ZONE         | W21-1111(0)-3618    |
| SPEED LIMIT       | R2-1-3548           |
| PHOTO ENFORCED    | R10-1108p-3618 **** |
| SXXX FINE MINIMUM | R2-1105p-3618       |


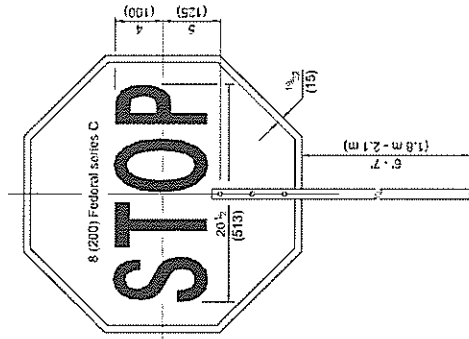
Sign assembly as shown on Standards or as allowed by District Operations.

END WORK ZONE SPEED LIMIT  
G20-1103-6036

This sign shall be used when the above sign assembly is used.

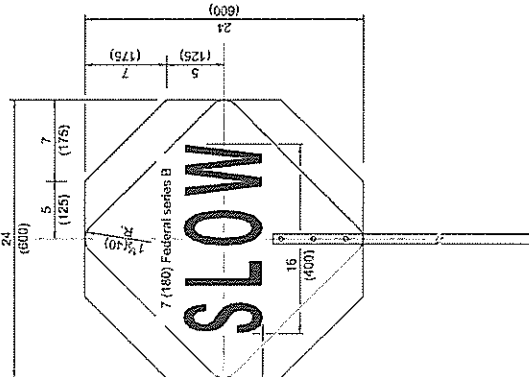
**HIGHWAY CONSTRUCTION SPEED ZONE SIGNS**

\*\*\*\* R10-1108p shall only be used along roadways under the jurisdiction of this State.



**WIDTH RESTRICTION SIGN**

XX-XX' width and X miles are variable.



REVERSE SIDE

FRONT SIDE

**FLAGGER TRAFFIC CONTROL SIGN**

**TRAFFIC CONTROL DEVICES**

(Sheet 2 of 3)

STANDARD 701901-10

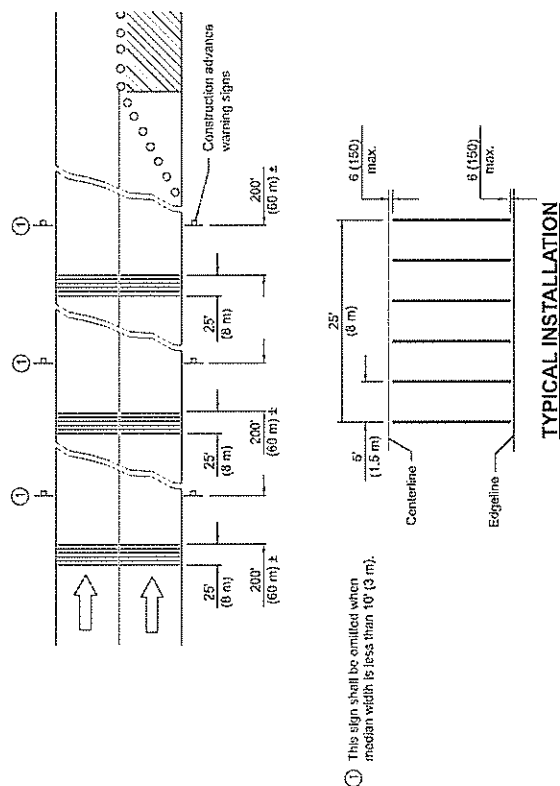
Illinois Department of Transportation

APPROVED: [Signature] 2025

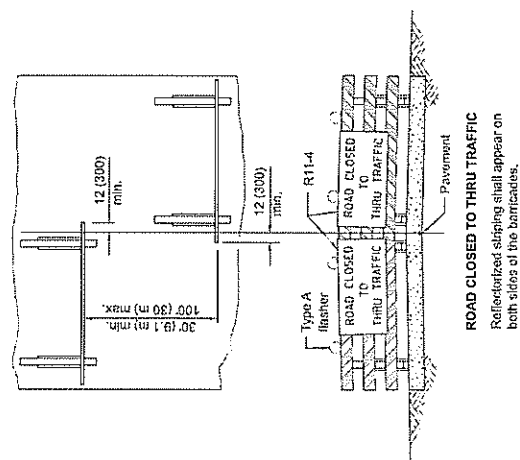
ENGINEER: [Signature] SAFETY: [Signature] INSPECTION: [Signature]

ISSUED: 1-1-13

ENGINEER OF RECORD: [Signature]



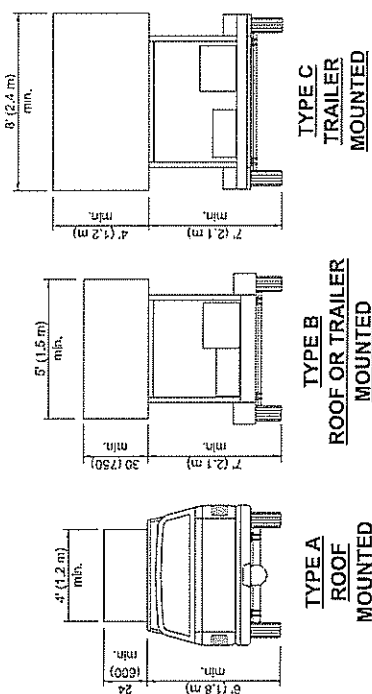
## TEMPORARY RUMBLE STRIPS



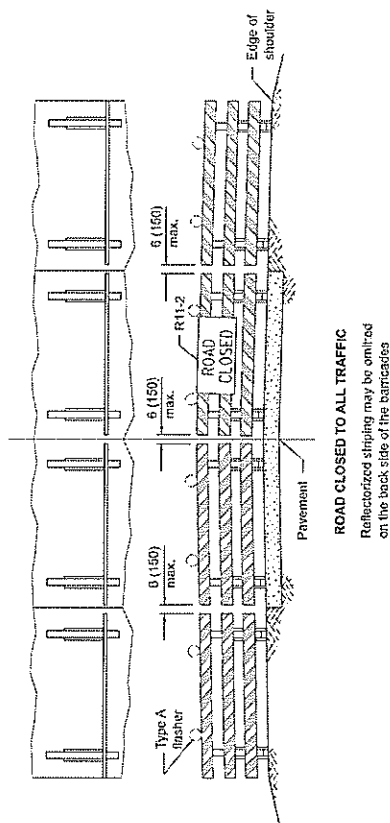
## TRAFFIC CONTROL DEVICES

1510

STANDARD 701901-10




## ARROW BOARDS



### TYPICAL APPLICATIONS OF TYPE III BARRICADES CLOSING A ROAD



If a Type III barricade with an attached sign panel which meets NCHRP 350 or MASH is not available, the sign may be mounted on an NCHRP 350 or MASH temporary sign support directly in front of the barricade.


 Illinois Department of Transportation

APPROVED \_\_\_\_\_ JANUARY 1, 2025  
 ENGR. H. C. SUEY, P.E., DISTRICT ENGINEER  
 APPROVED \_\_\_\_\_ JANUARY 1, 2025  
 DISTRICT ENGINEER

ISSUED 1-1-13





|   |   |
|---|---|
| a | a |
|   |   |
|   |   |
|   |   |

| Legend Height | Arrow Size | a        |
|---------------|------------|----------|
| 6' (1.8 m)    | Small      | 2.9 (74) |
| 8' (2.4 m)    | Large      | 3.8 (96) |

The space between adjacent letters or numerals should be approximately 3 (75) for 6' (1.8 m) legend and 4 (100) for 8' (2.4 m) legend.

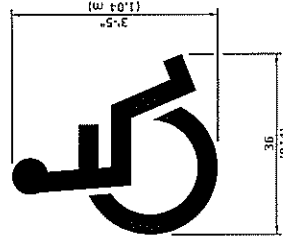
**LETTER AND ARROW GRID SCALE**

|                                       |        |               |
|---------------------------------------|--------|---------------|
| Illinois Department of Transportation |        | ISSUED 1-1-97 |
| DESIGNED                              | 1-1-97 | 2015          |
| ENGINEER/DESIGNER                     |        |               |
| APPROVED                              | 2015   |               |
| INCHES OF DESIGN AND CONSTRUCTION     |        |               |


**TYPICAL PAVEMENT MARKINGS**

(Sheet 2 of 3)

STANDARD 780001-05



**INTERNATIONAL  
SYMBOL OF  
ACCESSIBILITY**

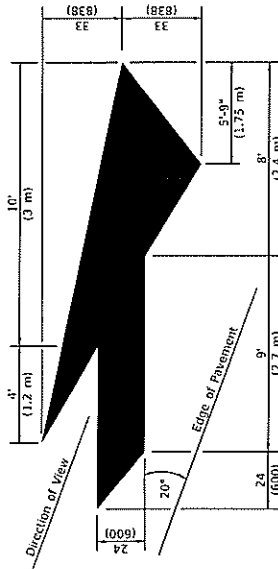


20' (6 m): urban  
50' (15 m): rural  
(Between arrow  
and word or  
between words)

**ONLY**

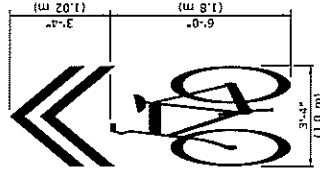
8' (2.4 m): urban  
6' (1.8 m): rural

**WORD AND ARROW LAYOUT**

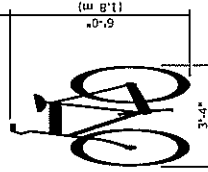


**LANE-REDUCTION ARROW**

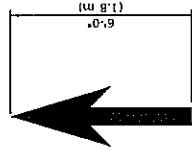
Right lane-reduction arrow shown.  
Use mirror image for left lane.



**SHARED LANE  
SYMBOL**



**BIKE SYMBOL**  
(Arrow is optional.)



6'-0" (1.8 m)

6'-0" (1.8 m)

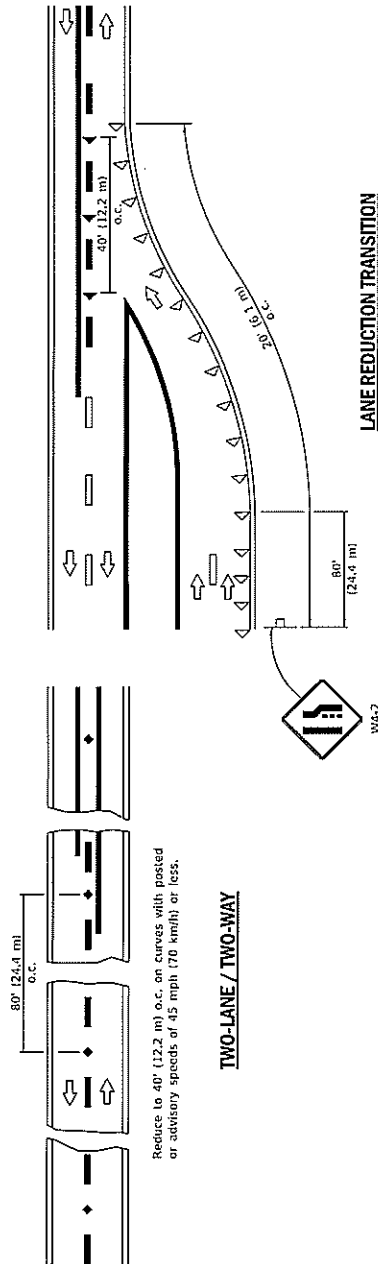
6'-0" (1.8 m)

|   |            |                |
|---|------------|----------------|
| Illinois Department of Transportation         |            | ISSUED: 1-1-97 |
| DESIGNED BY: <i>[Signature]</i>               | DATE: 2015 |                |
| ENGINEER OF RECORD: <i>[Signature]</i>        | DATE: 2015 |                |
| APPROVED BY: <i>[Signature]</i>               | DATE: 2015 |                |
| FOR THE ILLINOIS DEPARTMENT OF TRANSPORTATION |            |                |

**TYPICAL PAVEMENT  
MARKINGS**

(Sheet 3 of 3)

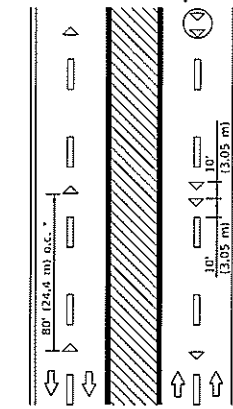
STANDARD 750001-05



\*,\*\* See MULTI LANE DIVIDED detail for lane marker notes.

**TWO-WAY LEFT TURN**

**LANE REDUCTION TRANSITION**

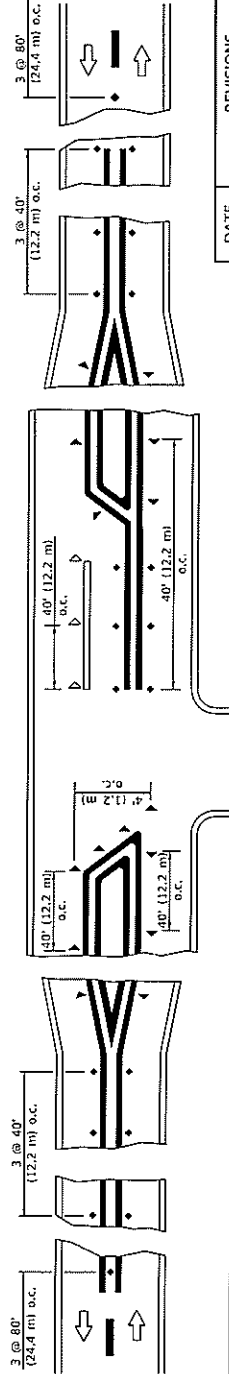


\*,\*\* See MULTI LANE DIVIDED detail for lane marker notes.

**MULTI-LANE UNDIVIDED**

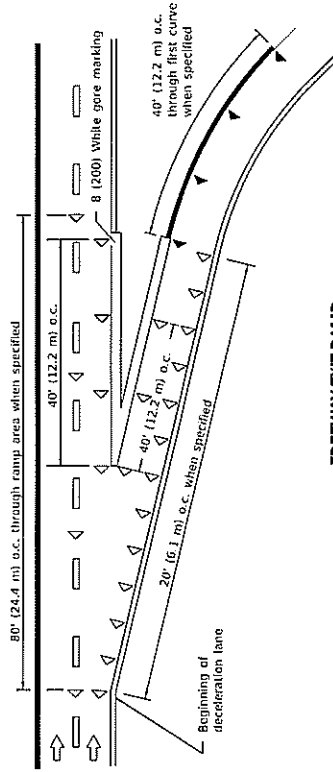
\*,\*\* Where double lane line markers are specified, they shall be spaced as shown.

**MULTI-LANE DIVIDED**



**RURAL LEFT TURN**

**FREEWAY EXIT RAMP**



**SYMBOLS**

- Yellow stripe
- White stripe
- One-way amber marker
- One-way crystal marker
- Two-way amber marker

All dimensions are in inches (millimeters) unless otherwise shown.

| TYPICAL APPLICATIONS |                                     | RAISED REFLECTIVE PAVEMENT MARKERS |  |
|----------------------|-------------------------------------|------------------------------------|--|
| DATE                 | REVISIONS                           | STANDARD 751001-04                 |  |
| 4-1-16               | Revised LANE ENDS sign              |                                    |  |
|                      | W4-2 to agree with current MUTCD.   |                                    |  |
| 1-1-09               | Switched units to English (metric). |                                    |  |

|                                       |      |               |  |
|---------------------------------------|------|---------------|--|
| Illinois Department of Transportation |      | ISSUED 1-1-97 |  |
| DRAWN                                 | 2016 |               |  |
| ENGINEER                              | 2016 |               |  |
| APPROVED                              | 2016 |               |  |
| ENGINEER OF RECORD AND INCHARGE       |      |               |  |

**REQUIRED CONTRACT PROVISIONS FEDERAL-AID CONSTRUCTION CONTRACTS**

- I. General
- II. Nondiscrimination
- III. Non-segregated Facilities
- IV. Davis-Bacon and Related Act Provisions
- V. Contract Work Hours and Safety Standards Act Provisions
- VI. Subletting or Assigning the Contract
- VII. Safety: Accident Prevention
- VIII. False Statements Concerning Highway Projects
- IX. Implementation of Clean Air Act and Federal Water Pollution Control Act
- X. Certification Regarding Debarment, Suspension, Ineligibility and Voluntary Exclusion
- XI. Certification Regarding Use of Contract Funds for Lobbying
- XII. Use of United States-Flag Vessels:

**ATTACHMENTS**

A. Employment and Materials Preference for Appalachian Development Highway System or Appalachian Local Access Road Contracts (included in Appalachian contracts only)

**I. GENERAL**

1. Form FHWA-1273 must be physically incorporated in each construction contract funded under title 23, United States Code, as required in 23 CFR 633.102(b) (excluding emergency contracts solely intended for debris removal). The contractor (or subcontractor) must insert this form in each subcontract and further require its inclusion in all lower tier subcontracts (excluding purchase orders, rental agreements and other agreements for supplies or services). 23 CFR 633.102(e).

The applicable requirements of Form FHWA-1273 are incorporated by reference for work done under any purchase order, rental agreement or agreement for other services. The prime contractor shall be responsible for compliance by any subcontractor, lower-tier subcontractor or service provider. 23 CFR 633.102(e).

Form FHWA-1273 must be included in all Federal-aid design-build contracts, in all subcontracts and in lower tier subcontracts (excluding subcontracts for design services, purchase orders, rental agreements and other agreements for supplies or services) in accordance with 23 CFR 633.102. The design-builder shall be responsible for compliance by any subcontractor, lower-tier subcontractor or service provider.

Contracting agencies may reference Form FHWA-1273 in solicitation-for-bids or request-for-proposals documents, however, the Form FHWA-1273 must be physically incorporated (not referenced) in all contracts, subcontracts and lower-tier subcontracts (excluding purchase orders, rental agreements and other agreements for supplies or services related to a construction contract). 23 CFR 633.102(b).

2. Subject to the applicability criteria noted in the following sections, these contract provisions shall apply to all work

performed on the contract by the contractor's own organization and with the assistance of workers under the contractor's immediate superintendence and to all work performed on the contract by piecework, station work, or by subcontract. 23 CFR 633.102(d).

3. A breach of any of the stipulations contained in these Required Contract Provisions may be sufficient grounds for withholding of progress payments, withholding of final payment, termination of the contract, suspension / debarment or any other action determined to be appropriate by the contracting agency and FHWA.

4. Selection of Labor: During the performance of this contract, the contractor shall not use convict labor for any purpose within the limits of a construction project on a Federal-aid highway unless it is labor performed by convicts who are on parole, supervised release, or probation. 23 U.S.C. 114(b). The term Federal-aid highway does not include roadways functionally classified as local roads or rural minor collectors. 23 U.S.C. 101(a).

**II. NONDISCRIMINATION** (23 CFR 230.107(a); 23 CFR Part 230, Subpart A, Appendix A; EO 11246)

The provisions of this section related to 23 CFR Part 230, Subpart A, Appendix A are applicable to all Federal-aid construction contracts and to all related construction subcontracts of \$10,000 or more. The provisions of 23 CFR Part 230 are not applicable to material supply, engineering, or architectural service contracts.

In addition, the contractor and all subcontractors must comply with the following policies: Executive Order 11246, 41 CFR Part 60, 29 CFR Parts 1625-1627, 23 U.S.C. 140, Section 504 of the Rehabilitation Act of 1973, as amended (29 U.S.C. 794), Title VI of the Civil Rights Act of 1964, as amended (42 U.S.C. 2000d et seq.), and related regulations including 49 CFR Parts 21, 26, and 27; and 23 CFR Parts 200, 230, and 633.

The contractor and all subcontractors must comply with: the requirements of the Equal Opportunity Clause in 41 CFR 60-1.4(b) and, for all construction contracts exceeding \$10,000, the Standard Federal Equal Employment Opportunity Construction Contract Specifications in 41 CFR 60-4.3.

Note: The U.S. Department of Labor has exclusive authority to determine compliance with Executive Order 11246 and the policies of the Secretary of Labor including 41 CFR Part 60, and 29 CFR Parts 1625-1627. The contracting agency and the FHWA have the authority and the responsibility to ensure compliance with 23 U.S.C. 140, Section 504 of the Rehabilitation Act of 1973, as amended (29 U.S.C. 794), and Title VI of the Civil Rights Act of 1964, as amended (42 U.S.C. 2000d et seq.), and related regulations including 49 CFR Parts 21, 26, and 27; and 23 CFR Parts 200, 230, and 633.

The following provision is adopted from 23 CFR Part 230, Subpart A, Appendix A, with appropriate revisions to conform to the U.S. Department of Labor (US DOL) and FHWA requirements.

**1. Equal Employment Opportunity:** Equal Employment Opportunity (EEO) requirements not to discriminate and to take affirmative action to assure equal opportunity as set forth under laws, executive orders, rules, regulations (see 28 CFR Part 35, 29 CFR Part 1630, 29 CFR Parts 1625-1627, 41 CFR Part 60 and 49 CFR Part 27) and orders of the Secretary of Labor as modified by the provisions prescribed herein, and imposed pursuant to 23 U.S.C. 140, shall constitute the EEO and specific affirmative action standards for the contractor's project activities under this contract. The provisions of the Americans with Disabilities Act of 1990 (42 U.S.C. 12101 et seq.) set forth under 28 CFR Part 35 and 29 CFR Part 1630 are incorporated by reference in this contract. In the execution of this contract, the contractor agrees to comply with the following minimum specific requirement activities of EEO:

a. The contractor will work with the contracting agency and the Federal Government to ensure that it has made every good faith effort to provide equal opportunity with respect to all of its terms and conditions of employment and in their review of activities under the contract. 23 CFR 230.409 (g)(4) & (5).

b. The contractor will accept as its operating policy the following statement:

"It is the policy of this Company to assure that applicants are employed, and that employees are treated during employment, without regard to their race, religion, sex, sexual orientation, gender identity, color, national origin, age or disability. Such action shall include: employment, upgrading, demotion, or transfer; recruitment or recruitment advertising; layoff or termination; rates of pay or other forms of compensation; and selection for training, including apprenticeship, pre-apprenticeship, and/or on-the-job training."

**2. EEO Officer:** The contractor will designate and make known to the contracting officers an EEO Officer who will have the responsibility for and must be capable of effectively administering and promoting an active EEO program and who must be assigned adequate authority and responsibility to do so.

**3. Dissemination of Policy:** All members of the contractor's staff who are authorized to hire, supervise, promote, and discharge employees, or who recommend such action or are substantially involved in such action, will be made fully cognizant of and will implement the contractor's EEO policy and contractual responsibilities to provide EEO in each grade and classification of employment. To ensure that the above agreement will be met, the following actions will be taken as a minimum:

a. Periodic meetings of supervisory and personnel office employees will be conducted before the start of work and then not less often than once every six months, at which time the contractor's EEO policy and its implementation will be reviewed and explained. The meetings will be conducted by the EEO Officer or other knowledgeable company official.

b. All new supervisory or personnel office employees will be given a thorough indoctrination by the EEO Officer, covering all major aspects of the contractor's EEO obligations within thirty days following their reporting for duty with the contractor.

c. All personnel who are engaged in direct recruitment for the project will be instructed by the EEO Officer in the contractor's procedures for locating and hiring minorities and women.

d. Notices and posters setting forth the contractor's EEO policy will be placed in areas readily accessible to employees, applicants for employment and potential employees.

e. The contractor's EEO policy and the procedures to implement such policy will be brought to the attention of employees by means of meetings, employee handbooks, or other appropriate means.

**4. Recruitment:** When advertising for employees, the contractor will include in all advertisements for employees the notation: "An Equal Opportunity Employer." All such advertisements will be placed in publications having a large circulation among minorities and women in the area from which the project work force would normally be derived.

a. The contractor will, unless precluded by a valid bargaining agreement, conduct systematic and direct recruitment through public and private employee referral sources likely to yield qualified minorities and women. To meet this requirement, the contractor will identify sources of potential minority group employees and establish with such identified sources procedures whereby minority and women applicants may be referred to the contractor for employment consideration.

b. In the event the contractor has a valid bargaining agreement providing for exclusive hiring hall referrals, the contractor is expected to observe the provisions of that agreement to the extent that the system meets the contractor's compliance with EEO contract provisions. Where implementation of such an agreement has the effect of discriminating against minorities or women, or obligates the contractor to do the same, such implementation violates Federal nondiscrimination provisions.

c. The contractor will encourage its present employees to refer minorities and women as applicants for employment. Information and procedures with regard to referring such applicants will be discussed with employees.

**5. Personnel Actions:** Wages, working conditions, and employee benefits shall be established and administered, and personnel actions of every type, including hiring, upgrading, promotion, transfer, demotion, layoff, and termination, shall be taken without regard to race, color, religion, sex, sexual orientation, gender identity, national origin, age or disability. The following procedures shall be followed:

a. The contractor will conduct periodic inspections of project sites to ensure that working conditions and employee facilities do not indicate discriminatory treatment of project site personnel.

b. The contractor will periodically evaluate the spread of wages paid within each classification to determine any evidence of discriminatory wage practices.

c. The contractor will periodically review selected personnel actions in depth to determine whether there is evidence of discrimination. Where evidence is found, the contractor will promptly take corrective action. If the review indicates that the discrimination may extend beyond the actions reviewed, such corrective action shall include all affected persons.

d. The contractor will promptly investigate all complaints of alleged discrimination made to the contractor in connection with its obligations under this contract, will attempt to resolve such complaints, and will take appropriate corrective action



within a reasonable time. If the investigation indicates that the discrimination may affect persons other than the complainant, such corrective action shall include such other persons. Upon completion of each investigation, the contractor will inform every complainant of all of their avenues of appeal.

#### **6. Training and Promotion:**

a. The contractor will assist in locating, qualifying, and increasing the skills of minorities and women who are applicants for employment or current employees. Such efforts should be aimed at developing full journey level status employees in the type of trade or job classification involved.

b. Consistent with the contractor's work force requirements and as permissible under Federal and State regulations, the contractor shall make full use of training programs (i.e., apprenticeship and on-the-job training programs for the geographical area of contract performance). In the event a special provision for training is provided under this contract, this subparagraph will be superseded as indicated in the special provision. The contracting agency may reserve training positions for persons who receive welfare assistance in accordance with 23 U.S.C. 140(a).

c. The contractor will advise employees and applicants for employment of available training programs and entrance requirements for each.

d. The contractor will periodically review the training and promotion potential of employees who are minorities and women and will encourage eligible employees to apply for such training and promotion.

**7. Unions:** If the contractor relies in whole or in part upon unions as a source of employees, the contractor will use good faith efforts to obtain the cooperation of such unions to increase opportunities for minorities and women. 23 CFR 230.409. Actions by the contractor, either directly or through a contractor's association acting as agent, will include the procedures set forth below:

a. The contractor will use good faith efforts to develop, in cooperation with the unions, joint training programs aimed toward qualifying more minorities and women for membership in the unions and increasing the skills of minorities and women so that they may qualify for higher paying employment.

b. The contractor will use good faith efforts to incorporate an EEO clause into each union agreement to the end that such union will be contractually bound to refer applicants without regard to their race, color, religion, sex, sexual orientation, gender identity, national origin, age, or disability.

c. The contractor is to obtain information as to the referral practices and policies of the labor union except that to the extent such information is within the exclusive possession of the labor union and such labor union refuses to furnish such information to the contractor, the contractor shall so certify to the contracting agency and shall set forth what efforts have been made to obtain such information.

d. In the event the union is unable to provide the contractor with a reasonable flow of referrals within the time limit set forth in the collective bargaining agreement, the contractor will, through independent recruitment efforts, fill the employment vacancies without regard to race, color, religion, sex, sexual orientation, gender identity, national origin, age, or disability; making full efforts to obtain qualified and/or qualifiable minorities and women. The failure of a union to provide

sufficient referrals (even though it is obligated to provide exclusive referrals under the terms of a collective bargaining agreement) does not relieve the contractor from the requirements of this paragraph. In the event the union referral practice prevents the contractor from meeting the obligations pursuant to Executive Order 11246, as amended, and these special provisions, such contractor shall immediately notify the contracting agency.

#### **8. Reasonable Accommodation for Applicants /**

**Employees with Disabilities:** The contractor must be familiar with the requirements for and comply with the Americans with Disabilities Act and all rules and regulations established thereunder. Employers must provide reasonable accommodation in all employment activities unless to do so would cause an undue hardship.

#### **9. Selection of Subcontractors, Procurement of Materials and Leasing of Equipment:**

The contractor shall not discriminate on the grounds of race, color, religion, sex, sexual orientation, gender identity, national origin, age, or disability in the selection and retention of subcontractors, including procurement of materials and leases of equipment. The contractor shall take all necessary and reasonable steps to ensure nondiscrimination in the administration of this contract.

a. The contractor shall notify all potential subcontractors, suppliers, and lessors of their EEO obligations under this contract.

b. The contractor will use good faith efforts to ensure subcontractor compliance with their EEO obligations.

#### **10. Assurances Required:**

a. The requirements of 49 CFR Part 26 and the State DOT's FHWA-approved Disadvantaged Business Enterprise (DBE) program are incorporated by reference.

b. The contractor, subrecipient or subcontractor shall not discriminate on the basis of race, color, national origin, or sex in the performance of this contract. The contractor shall carry out applicable requirements of 49 CFR part 26 in the award and administration of DOT-assisted contracts. Failure by the contractor to carry out these requirements is a material breach of this contract, which may result in the termination of this contract or such other remedy as the recipient deems appropriate, which may include, but is not limited to:

- (1) Withholding monthly progress payments;
- (2) Assessing sanctions;
- (3) Liquidated damages; and/or
- (4) Disqualifying the contractor from future bidding as non-responsible.

c. The Title VI and nondiscrimination provisions of U.S. DOT Order 1050.2A at Appendixes A and E are incorporated by reference. 49 CFR Part 21.

**11. Records and Reports:** The contractor shall keep such records as necessary to document compliance with the EEO requirements. Such records shall be retained for a period of three years following the date of the final payment to the contractor for all contract work and shall be available at reasonable times and places for inspection by authorized representatives of the contracting agency and the FHWA.

a. The records kept by the contractor shall document the following:

(1) The number and work hours of minority and non-minority group members and women employed in each work classification on the project;

(2) The progress and efforts being made in cooperation with unions, when applicable, to increase employment opportunities for minorities and women; and

(3) The progress and efforts being made in locating, hiring, training, qualifying, and upgrading minorities and women.

b. The contractors and subcontractors will submit an annual report to the contracting agency each July for the duration of the project indicating the number of minority, women, and non-minority group employees currently engaged in each work classification required by the contract work. This information is to be reported on [Form FHWA-1391](#). The staffing data should represent the project work force on board in all or any part of the last payroll period preceding the end of July. If on-the-job training is being required by special provision, the contractor will be required to collect and report training data. The employment data should reflect the work force on board during all or any part of the last payroll period preceding the end of July.

### III. NONSEGREGATED FACILITIES

This provision is applicable to all Federal-aid construction contracts and to all related construction subcontracts of more than \$10,000. 41 CFR 60-1.5.

As prescribed by 41 CFR 60-1.8, the contractor must ensure that facilities provided for employees are provided in such a manner that segregation on the basis of race, color, religion, sex, sexual orientation, gender identity, or national origin cannot result. The contractor may neither require such segregated use by written or oral policies nor tolerate such use by employee custom. The contractor's obligation extends further to ensure that its employees are not assigned to perform their services at any location under the contractor's control where the facilities are segregated. The term "facilities" includes waiting rooms, work areas, restaurants and other eating areas, time clocks, restrooms, washrooms, locker rooms and other storage or dressing areas, parking lots, drinking fountains, recreation or entertainment areas, transportation, and housing provided for employees. The contractor shall provide separate or single-user restrooms and necessary dressing or sleeping areas to assure privacy between sexes.

### IV. DAVIS-BACON AND RELATED ACT PROVISIONS

This section is applicable to all Federal-aid construction projects exceeding \$2,000 and to all related subcontracts and lower-tier subcontracts (regardless of subcontract size), in accordance with 29 CFR 5.5. The requirements apply to all projects located within the right-of-way of a roadway that is functionally classified as Federal-aid highway. 23 U.S.C. 113. This excludes roadways functionally classified as local roads or rural minor collectors, which are exempt. 23 U.S.C. 101. Where applicable law requires that projects be treated as a project on a Federal-aid highway, the provisions of this subpart will apply regardless of the location of the project. Examples include: Surface Transportation Block Grant Program projects funded under 23 U.S.C. 133 [excluding recreational trails projects], the Nationally Significant Freight and Highway

Projects funded under 23 U.S.C. 117, and National Highway Freight Program projects funded under 23 U.S.C. 167.

The following provisions are from the U.S. Department of Labor regulations in 29 CFR 5.5 "Contract provisions and related matters" with minor revisions to conform to the FHWA- 1273 format and FHWA program requirements.

#### 1. Minimum wages (29 CFR 5.5)

a. *Wage rates and fringe benefits.* All laborers and mechanics employed or working upon the site of the work (or otherwise working in construction or development of the project under a development statute), will be paid unconditionally and not less often than once a week, and without subsequent deduction or rebate on any account (except such payroll deductions as are permitted by regulations issued by the Secretary of Labor under the Copeland Act ([29 CFR part 3](#))), the full amount of basic hourly wages and bona fide fringe benefits (or cash equivalents thereof) due at time of payment computed at rates not less than those contained in the wage determination of the Secretary of Labor which is attached hereto and made a part hereof, regardless of any contractual relationship which may be alleged to exist between the contractor and such laborers and mechanics. As provided in paragraphs (d) and (e) of 29 CFR 5.5, the appropriate wage determinations are effective by operation of law even if they have not been attached to the contract. Contributions made or costs reasonably anticipated for bona fide fringe benefits under the Davis-Bacon Act ([40 U.S.C. 3141\(2\)\(B\)](#)) on behalf of laborers or mechanics are considered wages paid to such laborers or mechanics, subject to the provisions of paragraph 1.e. of this section; also, regular contributions made or costs incurred for more than a weekly period (but not less often than quarterly) under plans, funds, or programs which cover the particular weekly period, are deemed to be constructively made or incurred during such weekly period. Such laborers and mechanics must be paid the appropriate wage rate and fringe benefits on the wage determination for the classification(s) of work actually performed, without regard to skill, except as provided in paragraph 4. of this section. Laborers or mechanics performing work in more than one classification may be compensated at the rate specified for each classification for the time actually worked therein: *Provided*, That the employer's payroll records accurately set forth the time spent in each classification in which work is performed. The wage determination (including any additional classifications and wage rates conformed under paragraph 1.c. of this section) and the Davis-Bacon poster (WH-1321) must be posted at all times by the contractor and its subcontractors at the site of the work in a prominent and accessible place where it can be easily seen by the workers.

b. *Frequently recurring classifications.* (1) In addition to wage and fringe benefit rates that have been determined to be prevailing under the procedures set forth in [29 CFR part 1](#), a wage determination may contain, pursuant to § 1.3(f), wage and fringe benefit rates for classifications of laborers and mechanics for which conformance requests are regularly submitted pursuant to paragraph 1.c. of this section, provided that:

(i) The work performed by the classification is not performed by a classification in the wage determination for which a prevailing wage rate has been determined;

(ii) The classification is used in the area by the construction industry; and

(iii) The wage rate for the classification bears a reasonable relationship to the prevailing wage rates contained in the wage determination.

(2) The Administrator will establish wage rates for such classifications in accordance with paragraph 1.c.(1)(iii) of this section. Work performed in such a classification must be paid at no less than the wage and fringe benefit rate listed on the wage determination for such classification.

c. *Conformance.* (1) The contracting officer must require that any class of laborers or mechanics, including helpers, which is not listed in the wage determination and which is to be employed under the contract be classified in conformance with the wage determination. Conformance of an additional classification and wage rate and fringe benefits is appropriate only when the following criteria have been met:

(i) The work to be performed by the classification requested is not performed by a classification in the wage determination; and

(ii) The classification is used in the area by the construction industry; and

(iii) The proposed wage rate, including any bona fide fringe benefits, bears a reasonable relationship to the wage rates contained in the wage determination.

(2) The conformance process may not be used to split, subdivide, or otherwise avoid application of classifications listed in the wage determination.

(3) If the contractor and the laborers and mechanics to be employed in the classification (if known), or their representatives, and the contracting officer agree on the classification and wage rate (including the amount designated for fringe benefits where appropriate), a report of the action taken will be sent by the contracting officer by email to [DBAconformance@dol.gov](mailto:DBAconformance@dol.gov). The Administrator, or an authorized representative, will approve, modify, or disapprove every additional classification action within 30 days of receipt and so advise the contracting officer or will notify the contracting officer within the 30-day period that additional time is necessary.

(4) In the event the contractor, the laborers or mechanics to be employed in the classification or their representatives, and the contracting officer do not agree on the proposed classification and wage rate (including the amount designated for fringe benefits, where appropriate), the contracting officer will, by email to [DBAconformance@dol.gov](mailto:DBAconformance@dol.gov), refer the questions, including the views of all interested parties and the recommendation of the contracting officer, to the Administrator for determination. The Administrator, or an authorized representative, will issue a determination within 30 days of receipt and so advise the contracting officer or will notify the contracting officer within the 30-day period that additional time is necessary.

(5) The contracting officer must promptly notify the contractor of the action taken by the Wage and Hour Division

under paragraphs 1.c.(3) and (4) of this section. The contractor must furnish a written copy of such determination to each affected worker or it must be posted as a part of the wage determination. The wage rate (including fringe benefits where appropriate) determined pursuant to paragraph 1.c.(3) or (4) of this section must be paid to all workers performing work in the classification under this contract from the first day on which work is performed in the classification.

d. *Fringe benefits not expressed as an hourly rate.*

Whenever the minimum wage rate prescribed in the contract for a class of laborers or mechanics includes a fringe benefit which is not expressed as an hourly rate, the contractor may either pay the benefit as stated in the wage determination or may pay another bona fide fringe benefit or an hourly cash equivalent thereof.

e. *Unfunded plans.* If the contractor does not make payments to a trustee or other third person, the contractor may consider as part of the wages of any laborer or mechanic the amount of any costs reasonably anticipated in providing bona fide fringe benefits under a plan or program, *Provided*, That the Secretary of Labor has found, upon the written request of the contractor, in accordance with the criteria set forth in § 5.28, that the applicable standards of the Davis-Bacon Act have been met. The Secretary of Labor may require the contractor to set aside in a separate account assets for the meeting of obligations under the plan or program.

f. *Interest.* In the event of a failure to pay all or part of the wages required by the contract, the contractor will be required to pay interest on any underpayment of wages.

## 2. Withholding (29 CFR 5.5)

a. *Withholding requirements.* The contracting agency may, upon its own action, or must, upon written request of an authorized representative of the Department of Labor, withhold or cause to be withheld from the contractor so much of the accrued payments or advances as may be considered necessary to satisfy the liabilities of the prime contractor or any subcontractor for the full amount of wages and monetary relief, including interest, required by the clauses set forth in this section for violations of this contract, or to satisfy any such liabilities required by any other Federal contract, or federally assisted contract subject to Davis-Bacon labor standards, that is held by the same prime contractor (as defined in § 5.2). The necessary funds may be withheld from the contractor under this contract, any other Federal contract with the same prime contractor, or any other federally assisted contract that is subject to Davis-Bacon labor standards requirements and is held by the same prime contractor, regardless of whether the other contract was awarded or assisted by the same agency, and such funds may be used to satisfy the contractor liability for which the funds were withheld. In the event of a contractor's failure to pay any laborer or mechanic, including any apprentice or helper working on the site of the work all or part of the wages required by the contract, or upon the contractor's failure to submit the required records as discussed in paragraph 3.d. of this section, the contracting agency may on its own initiative and after written notice to the contractor, take such action as may be necessary to cause the suspension of any further payment, advance, or guarantee of funds until such violations have ceased.

b. *Priority to withheld funds.* The Department has priority to funds withheld or to be withheld in accordance with paragraph

2.a. of this section or Section V, paragraph 3.a., or both, over claims to those funds by:

- (1) A contractor's surety(ies), including without limitation performance bond sureties and payment bond sureties;
- (2) A contracting agency for its procurement costs;
- (3) A trustee(s) (either a court-appointed trustee or a U.S. trustee, or both) in bankruptcy of a contractor, or a contractor's bankruptcy estate;
- (4) A contractor's assignee(s);
- (5) A contractor's successor(s); or
- (6) A claim asserted under the Prompt Payment Act, [31 U.S.C. 3901–3907](#).

### 3. Records and certified payrolls (29 CFR 5.5)

*a. Basic record requirements (1) Length of record retention.* All regular payrolls and other basic records must be maintained by the contractor and any subcontractor during the course of the work and preserved for all laborers and mechanics working at the site of the work (or otherwise working in construction or development of the project under a development statute) for a period of at least 3 years after all the work on the prime contract is completed.

*(2) Information required.* Such records must contain the name; Social Security number; last known address, telephone number, and email address of each such worker; each worker's correct classification(s) of work actually performed; hourly rates of wages paid (including rates of contributions or costs anticipated for bona fide fringe benefits or cash equivalents thereof of the types described in [40 U.S.C. 3141\(2\)\(B\)](#) of the Davis-Bacon Act); daily and weekly number of hours actually worked in total and on each covered contract; deductions made; and actual wages paid.

*(3) Additional records relating to fringe benefits.* Whenever the Secretary of Labor has found under paragraph 1.e. of this section that the wages of any laborer or mechanic include the amount of any costs reasonably anticipated in providing benefits under a plan or program described in [40 U.S.C. 3141\(2\)\(B\)](#) of the Davis-Bacon Act, the contractor must maintain records which show that the commitment to provide such benefits is enforceable, that the plan or program is financially responsible, and that the plan or program has been communicated in writing to the laborers or mechanics affected, and records which show the costs anticipated or the actual cost incurred in providing such benefits.

*(4) Additional records relating to apprenticeship.* Contractors with apprentices working under approved programs must maintain written evidence of the registration of apprenticeship programs, the registration of the apprentices, and the ratios and wage rates prescribed in the applicable programs.

*b. Certified payroll requirements (1) Frequency and method of submission.* The contractor or subcontractor must submit weekly, for each week in which any DBA- or Related Acts-covered work is performed, certified payrolls to the contracting

agency. The prime contractor is responsible for the submission of all certified payrolls by all subcontractors. A contracting agency or prime contractor may permit or require contractors to submit certified payrolls through an electronic system, as long as the electronic system requires a legally valid electronic signature; the system allows the contractor, the contracting agency, and the Department of Labor to access the certified payrolls upon request for at least 3 years after the work on the prime contract has been completed; and the contracting agency or prime contractor permits other methods of submission in situations where the contractor is unable or limited in its ability to use or access the electronic system.

*(2) Information required.* The certified payrolls submitted must set out accurately and completely all of the information required to be maintained under paragraph 3.a.(2) of this section, except that full Social Security numbers and last known addresses, telephone numbers, and email addresses must not be included on weekly transmittals. Instead, the certified payrolls need only include an individually identifying number for each worker (e.g., the last four digits of the worker's Social Security number). The required weekly certified payroll information may be submitted using Optional Form WH-347 or in any other format desired. Optional Form WH-347 is available for this purpose from the Wage and Hour Division website at <https://www.dol.gov/sites/dolgov/files/WHDL/legacy/files/wh347.pdf> or its successor website. It is not a violation of this section for a prime contractor to require a subcontractor to provide full Social Security numbers and last known addresses, telephone numbers, and email addresses to the prime contractor for its own records, without weekly submission by the subcontractor to the contracting agency.

*(3) Statement of Compliance.* Each certified payroll submitted must be accompanied by a "Statement of Compliance," signed by the contractor or subcontractor, or the contractor's or subcontractor's agent who pays or supervises the payment of the persons working on the contract, and must certify the following:

(i) That the certified payroll for the payroll period contains the information required to be provided under paragraph 3.b. of this section, the appropriate information and basic records are being maintained under paragraph 3.a. of this section, and such information and records are correct and complete;

(ii) That each laborer or mechanic (including each helper and apprentice) working on the contract during the payroll period has been paid the full weekly wages earned, without rebate, either directly or indirectly, and that no deductions have been made either directly or indirectly from the full wages earned, other than permissible deductions as set forth in [29 CFR part 3](#); and

(iii) That each laborer or mechanic has been paid not less than the applicable wage rates and fringe benefits or cash equivalents for the classification(s) of work actually performed, as specified in the applicable wage determination incorporated into the contract.

*(4) Use of Optional Form WH-347.* The weekly submission of a properly executed certification set forth on the reverse side of Optional Form WH-347 will satisfy the requirement for submission of the "Statement of Compliance" required by paragraph 3.b.(3) of this section.

(5) *Signature.* The signature by the contractor, subcontractor, or the contractor's or subcontractor's agent must be an original handwritten signature or a legally valid electronic signature.

(6) *Falsification.* The falsification of any of the above certifications may subject the contractor or subcontractor to civil or criminal prosecution under [18 U.S.C. 1001](#) and [31 U.S.C. 3729](#).

(7) *Length of certified payroll retention.* The contractor or subcontractor must preserve all certified payrolls during the course of the work and for a period of 3 years after all the work on the prime contract is completed.

c. *Contracts, subcontracts, and related documents.* The contractor or subcontractor must maintain this contract or subcontract and related documents including, without limitation, bids, proposals, amendments, modifications, and extensions. The contractor or subcontractor must preserve these contracts, subcontracts, and related documents during the course of the work and for a period of 3 years after all the work on the prime contract is completed.

d. *Required disclosures and access (1) Required record disclosures and access to workers.* The contractor or subcontractor must make the records required under paragraphs 3.a. through 3.c. of this section, and any other documents that the contracting agency, the State DOT, the FHWA, or the Department of Labor deems necessary to determine compliance with the labor standards provisions of any of the applicable statutes referenced by § 5.1, available for inspection, copying, or transcription by authorized representatives of the contracting agency, the State DOT, the FHWA, or the Department of Labor, and must permit such representatives to interview workers during working hours on the job.

(2) *Sanctions for non-compliance with records and worker access requirements.* If the contractor or subcontractor fails to submit the required records or to make them available, or refuses to permit worker interviews during working hours on the job, the Federal agency may, after written notice to the contractor, sponsor, applicant, owner, or other entity, as the case may be, that maintains such records or that employs such workers, take such action as may be necessary to cause the suspension of any further payment, advance, or guarantee of funds. Furthermore, failure to submit the required records upon request or to make such records available, or to permit worker interviews during working hours on the job, may be grounds for debarment action pursuant to § 5.12. In addition, any contractor or other person that fails to submit the required records or make those records available to WHD within the time WHD requests that the records be produced will be precluded from introducing as evidence in an administrative proceeding under [29 CFR part 6](#) any of the required records that were not provided or made available to WHD. WHD will take into consideration a reasonable request from the contractor or person for an extension of the time for submission of records. WHD will determine the reasonableness of the request and may consider, among other things, the location of the records and the volume of production.

(3) *Required information disclosures.* Contractors and subcontractors must maintain the full Social Security number and last known address, telephone number, and email address

of each covered worker, and must provide them upon request to the contracting agency, the State DOT, the FHWA, the contractor, or the Wage and Hour Division of the Department of Labor for purposes of an investigation or other compliance action.

#### **4. Apprentices and equal employment opportunity (29 CFR 5.5)**

a. *Apprentices (1) Rate of pay.* Apprentices will be permitted to work at less than the predetermined rate for the work they perform when they are employed pursuant to and individually registered in a bona fide apprenticeship program registered with the U.S. Department of Labor, Employment and Training Administration, Office of Apprenticeship (OA), or with a State Apprenticeship Agency recognized by the OA. A person who is not individually registered in the program, but who has been certified by the OA or a State Apprenticeship Agency (where appropriate) to be eligible for probationary employment as an apprentice, will be permitted to work at less than the predetermined rate for the work they perform in the first 90 days of probationary employment as an apprentice in such a program. In the event the OA or a State Apprenticeship Agency recognized by the OA withdraws approval of an apprenticeship program, the contractor will no longer be permitted to use apprentices at less than the applicable predetermined rate for the work performed until an acceptable program is approved.

(2) *Fringe benefits.* Apprentices must be paid fringe benefits in accordance with the provisions of the apprenticeship program. If the apprenticeship program does not specify fringe benefits, apprentices must be paid the full amount of fringe benefits listed on the wage determination for the applicable classification. If the Administrator determines that a different practice prevails for the applicable apprentice classification, fringe benefits must be paid in accordance with that determination.

(3) *Apprenticeship ratio.* The allowable ratio of apprentices to journeymen on the job site in any craft classification must not be greater than the ratio permitted to the contractor as to the entire work force under the registered program or the ratio applicable to the locality of the project pursuant to paragraph 4.a.(4) of this section. Any worker listed on a payroll at an apprentice wage rate, who is not registered or otherwise employed as stated in paragraph 4.a.(1) of this section, must be paid not less than the applicable wage rate on the wage determination for the classification of work actually performed. In addition, any apprentice performing work on the job site in excess of the ratio permitted under this section must be paid not less than the applicable wage rate on the wage determination for the work actually performed.

(4) *Reciprocity of ratios and wage rates.* Where a contractor is performing construction on a project in a locality other than the locality in which its program is registered, the ratios and wage rates (expressed in percentages of the journeyworker's hourly rate) applicable within the locality in which the construction is being performed must be observed. If there is no applicable ratio or wage rate for the locality of the project, the ratio and wage rate specified in the contractor's registered program must be observed.

b. *Equal employment opportunity.* The use of apprentices and journeymen under this part must be in conformity with



the equal employment opportunity requirements of Executive Order 11246, as amended, and [29 CFR part 30](#).

c. Apprentices and Trainees (programs of the U.S. DOT).

Apprentices and trainees working under apprenticeship and skill training programs which have been certified by the Secretary of Transportation as promoting EEO in connection with Federal-aid highway construction programs are not subject to the requirements of paragraph 4 of this Section IV. 23 CFR 230.111(e)(2). The straight time hourly wage rates for apprentices and trainees under such programs will be established by the particular programs. The ratio of apprentices and trainees to journeyworkers shall not be greater than permitted by the terms of the particular program.

**5. Compliance with Copeland Act requirements.** The contractor shall comply with the requirements of 29 CFR part 3, which are incorporated by reference in this contract as provided in 29 CFR 5.5.

**6. Subcontracts.** The contractor or subcontractor must insert FHWA-1273 in any subcontracts, along with the applicable wage determination(s) and such other clauses or contract modifications as the contracting agency may by appropriate instructions require, and a clause requiring the subcontractors to include these clauses and wage determination(s) in any lower tier subcontracts. The prime contractor is responsible for the compliance by any subcontractor or lower tier subcontractor with all the contract clauses in this section. In the event of any violations of these clauses, the prime contractor and any subcontractor(s) responsible will be liable for any unpaid wages and monetary relief, including interest from the date of the underpayment or loss, due to any workers of lower-tier subcontractors, and may be subject to debarment, as appropriate. 29 CFR 5.5.

**7. Contract termination: debarment.** A breach of the contract clauses in 29 CFR 5.5 may be grounds for termination of the contract, and for debarment as a contractor and a subcontractor as provided in 29 CFR 5.12.

**8. Compliance with Davis-Bacon and Related Act requirements.** All rulings and interpretations of the Davis-Bacon and Related Acts contained in 29 CFR parts 1, 3, and 5 are herein incorporated by reference in this contract as provided in 29 CFR 5.5.

**9. Disputes concerning labor standards.** As provided in 29 CFR 5.5, disputes arising out of the labor standards provisions of this contract shall not be subject to the general disputes clause of this contract. Such disputes shall be resolved in accordance with the procedures of the Department of Labor set forth in 29 CFR parts 5, 6, and 7. Disputes within the meaning of this clause include disputes between the contractor (or any of its subcontractors) and the contracting agency, the U.S. Department of Labor, or the employees or their representatives.

**10. Certification of eligibility.** a. By entering into this contract, the contractor certifies that neither it nor any person or firm who has an interest in the contractor's firm is a person or firm ineligible to be awarded Government contracts by virtue of [40 U.S.C. 3144\(b\)](#) or § 5.12(a).

b. No part of this contract shall be subcontracted to any person or firm ineligible for award of a Government contract by virtue of [40 U.S.C. 3144\(b\)](#) or § 5.12(a).

c. The penalty for making false statements is prescribed in the U.S. Code, Title 18 Crimes and Criminal Procedure, [18 U.S.C. 1001](#).

**11. Anti-retaliation.** It is unlawful for any person to discharge, demote, intimidate, threaten, restrain, coerce, blacklist, harass, or in any other manner discriminate against, or to cause any person to discharge, demote, intimidate, threaten, restrain, coerce, blacklist, harass, or in any other manner discriminate against, any worker or job applicant for:

a. Notifying any contractor of any conduct which the worker reasonably believes constitutes a violation of the DBA, Related Acts, this part, or [29 CFR part 1](#) or [3](#);

b. Filing any complaint, initiating or causing to be initiated any proceeding, or otherwise asserting or seeking to assert on behalf of themselves or others any right or protection under the DBA, Related Acts, this part, or [29 CFR part 1](#) or [3](#);

c. Cooperating in any investigation or other compliance action, or testifying in any proceeding under the DBA, Related Acts, this part, or [29 CFR part 1](#) or [3](#); or

d. Informing any other person about their rights under the DBA, Related Acts, this part, or [29 CFR part 1](#) or [3](#).

## **V. CONTRACT WORK HOURS AND SAFETY STANDARDS ACT**

Pursuant to 29 CFR 5.5(b), the following clauses apply to any Federal-aid construction contract in an amount in excess of \$100,000 and subject to the overtime provisions of the Contract Work Hours and Safety Standards Act. These clauses shall be inserted in addition to the clauses required by 29 CFR 5.5(a) or 29 CFR 4.6. As used in this paragraph, the terms laborers and mechanics include watchpersons and guards.

**1. Overtime requirements.** No contractor or subcontractor contracting for any part of the contract work which may require or involve the employment of laborers or mechanics shall require or permit any such laborer or mechanic in any workweek in which he or she is employed on such work to work in excess of forty hours in such workweek unless such laborer or mechanic receives compensation at a rate not less than one and one-half times the basic rate of pay for all hours worked in excess of forty hours in such workweek. 29 CFR 5.5.

**2. Violation; liability for unpaid wages; liquidated damages.** In the event of any violation of the clause set forth in paragraph 1. of this section the contractor and any subcontractor responsible therefor shall be liable for the unpaid wages and interest from the date of the underpayment. In addition, such contractor and subcontractor shall be liable to the United States (in the case of work done under contract for the District of Columbia or a territory, to such District or to such territory), for liquidated damages. Such liquidated damages shall be computed with respect to each individual laborer or

mechanic, including watchpersons and guards, employed in violation of the clause set forth in paragraph 1. of this section, in the sum currently provided in 29 CFR 5.5(b)(2)\* for each calendar day on which such individual was required or permitted to work in excess of the standard workweek of forty hours without payment of the overtime wages required by the clause set forth in paragraph 1. of this section.

\* \$31 as of January 15, 2023 (See 88 FR 88 FR 2210) as may be adjusted annually by the Department of Labor, pursuant to the Federal Civil Penalties Inflation Adjustment Act of 1990.

### 3. Withholding for unpaid wages and liquidated damages

a. *Withholding process.* The FHWA or the contracting agency may, upon its own action, or must, upon written request of an authorized representative of the Department of Labor, withhold or cause to be withheld from the contractor so much of the accrued payments or advances as may be considered necessary to satisfy the liabilities of the prime contractor or any subcontractor for any unpaid wages; monetary relief, including interest; and liquidated damages required by the clauses set forth in this section on this contract, any other Federal contract with the same prime contractor, or any other federally assisted contract subject to the Contract Work Hours and Safety Standards Act that is held by the same prime contractor (as defined in § 5.2). The necessary funds may be withheld from the contractor under this contract, any other Federal contract with the same prime contractor, or any other federally assisted contract that is subject to the Contract Work Hours and Safety Standards Act and is held by the same prime contractor, regardless of whether the other contract was awarded or assisted by the same agency, and such funds may be used to satisfy the contractor liability for which the funds were withheld.

b. *Priority to withheld funds.* The Department has priority to funds withheld or to be withheld in accordance with Section IV paragraph 2.a. or paragraph 3.a. of this section, or both, over claims to those funds by:

- (1) A contractor's surety(ies), including without limitation performance bond sureties and payment bond sureties;
- (2) A contracting agency for its repurchase costs;
- (3) A trustee(s) (either a court-appointed trustee or a U.S. trustee, or both) in bankruptcy of a contractor, or a contractor's bankruptcy estate;
- (4) A contractor's assignee(s);
- (5) A contractor's successor(s); or
- (6) A claim asserted under the Prompt Payment Act, [31 U.S.C. 3901](#)–3907.

**4. Subcontracts.** The contractor or subcontractor must insert in any subcontracts the clauses set forth in paragraphs 1. through 5. of this section and a clause requiring the subcontractors to include these clauses in any lower tier subcontracts. The prime contractor is responsible for compliance by any subcontractor or lower tier subcontractor with the clauses set forth in paragraphs 1. through 5. In the

event of any violations of these clauses, the prime contractor and any subcontractor(s) responsible will be liable for any unpaid wages and monetary relief, including interest from the date of the underpayment or loss, due to any workers of lower-tier subcontractors, and associated liquidated damages and may be subject to debarment, as appropriate.

**5. Anti-retaliation.** It is unlawful for any person to discharge, demote, intimidate, threaten, restrain, coerce, blacklist, harass, or in any other manner discriminate against, or to cause any person to discharge, demote, intimidate, threaten, restrain, coerce, blacklist, harass, or in any other manner discriminate against, any worker or job applicant for:

a. Notifying any contractor of any conduct which the worker reasonably believes constitutes a violation of the Contract Work Hours and Safety Standards Act (CWHSSA) or its implementing regulations in this part;

b. Filing any complaint, initiating or causing to be initiated any proceeding, or otherwise asserting or seeking to assert on behalf of themselves or others any right or protection under CWHSSA or this part;

c. Cooperating in any investigation or other compliance action, or testifying in any proceeding under CWHSSA or this part; or

d. Informing any other person about their rights under CWHSSA or this part.

## VI. SUBLETTING OR ASSIGNING THE CONTRACT

This provision is applicable to all Federal-aid construction contracts on the National Highway System pursuant to 23 CFR 635.116.

1. The contractor shall perform with its own organization contract work amounting to not less than 30 percent (or a greater percentage if specified elsewhere in the contract) of the total original contract price, excluding any specialty items designated by the contracting agency. Specialty items may be performed by subcontract and the amount of any such specialty items performed may be deducted from the total original contract price before computing the amount of work required to be performed by the contractor's own organization (23 CFR 635.116).

a. The term "perform work with its own organization" in paragraph 1 of Section VI refers to workers employed or leased by the prime contractor, and equipment owned or rented by the prime contractor, with or without operators. Such term does not include employees or equipment of a subcontractor or lower tier subcontractor, agents of the prime contractor, or any other assignees. The term may include payments for the costs of hiring leased employees from an employee leasing firm meeting all relevant Federal and State regulatory requirements. Leased employees may only be included in this term if the prime contractor meets all of the following conditions: (based on longstanding interpretation)

- (1) the prime contractor maintains control over the supervision of the day-to-day activities of the leased employees;
- (2) the prime contractor remains responsible for the quality of the work of the leased employees;

- (3) the prime contractor retains all power to accept or exclude individual employees from work on the project; and
- (4) the prime contractor remains ultimately responsible for the payment of predetermined minimum wages, the submission of payrolls, statements of compliance and all other Federal regulatory requirements.

b. "Specialty Items" shall be construed to be limited to work that requires highly specialized knowledge, abilities, or equipment not ordinarily available in the type of contracting organizations qualified and expected to bid or propose on the contract as a whole and in general are to be limited to minor components of the overall contract. 23 CFR 635.102.

2. Pursuant to 23 CFR 635.116(a), the contract amount upon which the requirements set forth in paragraph (1) of Section VI is computed includes the cost of material and manufactured products which are to be purchased or produced by the contractor under the contract provisions.

3. Pursuant to 23 CFR 635.116(c), the contractor shall furnish (a) a competent superintendent or supervisor who is employed by the firm, has full authority to direct performance of the work in accordance with the contract requirements, and is in charge of all construction operations (regardless of who performs the work) and (b) such other of its own organizational resources (supervision, management, and engineering services) as the contracting officer determines is necessary to assure the performance of the contract.

4. No portion of the contract shall be sublet, assigned or otherwise disposed of except with the written consent of the contracting officer, or authorized representative, and such consent when given shall not be construed to relieve the contractor of any responsibility for the fulfillment of the contract. Written consent will be given only after the contracting agency has assured that each subcontract is evidenced in writing and that it contains all pertinent provisions and requirements of the prime contract. (based on long-standing interpretation of 23 CFR 635.116).

5. The 30-percent self-performance requirement of paragraph (1) is not applicable to design-build contracts; however, contracting agencies may establish their own self-performance requirements. 23 CFR 635.116(d).

## **VII. SAFETY: ACCIDENT PREVENTION**

This provision is applicable to all Federal-aid construction contracts and to all related subcontracts.

1. In the performance of this contract the contractor shall comply with all applicable Federal, State, and local laws governing safety, health, and sanitation (23 CFR Part 635). The contractor shall provide all safeguards, safety devices and protective equipment and take any other needed actions as it determines, or as the contracting officer may determine, to be reasonably necessary to protect the life and health of employees on the job and the safety of the public and to protect property in connection with the performance of the work covered by the contract. 23 CFR 635.108.

2. It is a condition of this contract, and shall be made a condition of each subcontract, which the contractor enters into pursuant to this contract, that the contractor and any subcontractor shall not permit any employee, in performance of the contract, to work in surroundings or under conditions which are unsanitary, hazardous or dangerous to his/her health or safety, as determined under construction safety and

health standards (29 CFR Part 1926) promulgated by the Secretary of Labor, in accordance with Section 107 of the Contract Work Hours and Safety Standards Act (40 U.S.C. 3704). 29 CFR 1926.10.

3. Pursuant to 29 CFR 1926.3, it is a condition of this contract that the Secretary of Labor or authorized representative thereof, shall have right of entry to any site of contract performance to inspect or investigate the matter of compliance with the construction safety and health standards and to carry out the duties of the Secretary under Section 107 of the Contract Work Hours and Safety Standards Act (40 U.S.C. 3704).

## **VIII. FALSE STATEMENTS CONCERNING HIGHWAY PROJECTS**

This provision is applicable to all Federal-aid construction contracts and to all related subcontracts.

In order to assure high quality and durable construction in conformity with approved plans and specifications and a high degree of reliability on statements and representations made by engineers, contractors, suppliers, and workers on Federal-aid highway projects, it is essential that all persons concerned with the project perform their functions as carefully, thoroughly, and honestly as possible. Willful falsification, distortion, or misrepresentation with respect to any facts related to the project is a violation of Federal law. To prevent any misunderstanding regarding the seriousness of these and similar acts, Form FHWA-1022 shall be posted on each Federal-aid highway project (23 CFR Part 635) in one or more places where it is readily available to all persons concerned with the project:

18 U.S.C. 1020 reads as follows:

"Whoever, being an officer, agent, or employee of the United States, or of any State or Territory, or whoever, whether a person, association, firm, or corporation, knowingly makes any false statement, false representation, or false report as to the character, quality, quantity, or cost of the material used or to be used, or the quantity or quality of the work performed or to be performed, or the cost thereof in connection with the submission of plans, maps, specifications, contracts, or costs of construction on any highway or related project submitted for approval to the Secretary of Transportation; or

Whoever knowingly makes any false statement, false representation, false report or false claim with respect to the character, quality, quantity, or cost of any work performed or to be performed, or materials furnished or to be furnished, in connection with the construction of any highway or related project approved by the Secretary of Transportation; or

Whoever knowingly makes any false statement or false representation as to material fact in any statement, certificate, or report submitted pursuant to provisions of the Federal-aid Roads Act approved July 11, 1916, (39 Stat. 355), as amended and supplemented;

Shall be fined under this title or imprisoned not more than 5 years or both."



**IX. IMPLEMENTATION OF CLEAN AIR ACT AND FEDERAL WATER POLLUTION CONTROL ACT (42 U.S.C. 7606; 2 CFR 200.88; EO 11738)**

This provision is applicable to all Federal-aid construction contracts in excess of \$150,000 and to all related subcontracts. 48 CFR 2.101; 2 CFR 200.327.

By submission of this bid/proposal or the execution of this contract or subcontract, as appropriate, the bidder, proposer, Federal-aid construction contractor, subcontractor, supplier, or vendor agrees to comply with all applicable standards, orders or regulations issued pursuant to the Clean Air Act (42 U.S.C. 7401-7671q) and the Federal Water Pollution Control Act, as amended (33 U.S.C. 1251-1387). Violations must be reported to the Federal Highway Administration and the Regional Office of the Environmental Protection Agency. 2 CFR Part 200, Appendix II.

The contractor agrees to include or cause to be included the requirements of this Section in every subcontract, and further agrees to take such action as the contracting agency may direct as a means of enforcing such requirements. 2 CFR 200.327.

**X. CERTIFICATION REGARDING DEBARMENT, SUSPENSION, INELIGIBILITY AND VOLUNTARY EXCLUSION**

This provision is applicable to all Federal-aid construction contracts, design-build contracts, subcontracts, lower-tier subcontracts, purchase orders, lease agreements, consultant contracts or any other covered transaction requiring FHWA approval or that is estimated to cost \$25,000 or more – as defined in 2 CFR Parts 180 and 1200. 2 CFR 180.220 and 1200.220.

**1. Instructions for Certification – First Tier Participants:**

a. By signing and submitting this proposal, the prospective first tier participant is providing the certification set out below.

b. The inability of a person to provide the certification set out below will not necessarily result in denial of participation in this covered transaction. The prospective first tier participant shall submit an explanation of why it cannot provide the certification set out below. The certification or explanation will be considered in connection with the department or agency's determination whether to enter into this transaction. However, failure of the prospective first tier participant to furnish a certification or an explanation shall disqualify such a person from participation in this transaction. 2 CFR 180.320.

c. The certification in this clause is a material representation of fact upon which reliance was placed when the contracting agency determined to enter into this transaction. If it is later determined that the prospective participant knowingly rendered an erroneous certification, in addition to other remedies available to the Federal Government, the contracting agency may terminate this transaction for cause of default. 2 CFR 180.325.

d. The prospective first tier participant shall provide immediate written notice to the contracting agency to whom this proposal is submitted if any time the prospective first tier participant learns that its certification was erroneous when submitted or has become erroneous by reason of changed circumstances. 2 CFR 180.345 and 180.350.

e. The terms "covered transaction," "debarred," "suspended," "ineligible," "participant," "person," "principal," and "voluntarily excluded," as used in this clause, are defined in 2 CFR Parts 180, Subpart I, 180.900-180.1020, and 1200. "First Tier Covered Transactions" refers to any covered transaction between a recipient or subrecipient of Federal funds and a participant (such as the prime or general contract). "Lower Tier Covered Transactions" refers to any covered transaction under a First Tier Covered Transaction (such as subcontracts). "First Tier Participant" refers to the participant who has entered into a covered transaction with a recipient or subrecipient of Federal funds (such as the prime or general contractor). "Lower Tier Participant" refers any participant who has entered into a covered transaction with a First Tier Participant or other Lower Tier Participants (such as subcontractors and suppliers).

f. The prospective first tier participant agrees by submitting this proposal that, should the proposed covered transaction be entered into, it shall not knowingly enter into any lower tier covered transaction with a person who is debarred, suspended, declared ineligible, or voluntarily excluded from participation in this covered transaction, unless authorized by the department or agency entering into this transaction. 2 CFR 180.330.

g. The prospective first tier participant further agrees by submitting this proposal that it will include the clause titled "Certification Regarding Debarment, Suspension, Ineligibility and Voluntary Exclusion-Lower Tier Covered Transactions," provided by the department or contracting agency, entering into this covered transaction, without modification, in all lower tier covered transactions and in all solicitations for lower tier covered transactions exceeding the \$25,000 threshold. 2 CFR 180.220 and 180.300.

h. A participant in a covered transaction may rely upon a certification of a prospective participant in a lower tier covered transaction that is not debarred, suspended, ineligible, or voluntarily excluded from the covered transaction, unless it knows that the certification is erroneous. 2 CFR 180.300; 180.320, and 180.325. A participant is responsible for ensuring that its principals are not suspended, debarred, or otherwise ineligible to participate in covered transactions. 2 CFR 180.335. To verify the eligibility of its principals, as well as the eligibility of any lower tier prospective participants, each participant may, but is not required to, check the System for Award Management website (<https://www.sam.gov/>). 2 CFR 180.300, 180.320, and 180.325.

i. Nothing contained in the foregoing shall be construed to require the establishment of a system of records in order to render in good faith the certification required by this clause. The knowledge and information of the prospective participant is not required to exceed that which is normally possessed by a prudent person in the ordinary course of business dealings.

j. Except for transactions authorized under paragraph (f) of these instructions, if a participant in a covered transaction knowingly enters into a lower tier covered transaction with a person who is suspended, debarred, ineligible, or voluntarily excluded from participation in this transaction, in addition to other remedies available to the Federal Government, the department or agency may terminate this transaction for cause or default. 2 CFR 180.325.

\*\*\*\*\*

## **2. Certification Regarding Debarment, Suspension, Ineligibility and Voluntary Exclusion – First Tier Participants:**

a. The prospective first tier participant certifies to the best of its knowledge and belief, that it and its principals:

(1) Are not presently debarred, suspended, proposed for debarment, declared ineligible, or voluntarily excluded from participating in covered transactions by any Federal department or agency, 2 CFR 180.335;.

(2) Have not within a three-year period preceding this proposal been convicted of or had a civil judgment rendered against them for commission of fraud or a criminal offense in connection with obtaining, attempting to obtain, or performing a public (Federal, State, or local) transaction or contract under a public transaction; violation of Federal or State antitrust statutes or commission of embezzlement, theft, forgery, bribery, falsification or destruction of records, making false statements, or receiving stolen property, 2 CFR 180.800;

(3) Are not presently indicted for or otherwise criminally or civilly charged by a governmental entity (Federal, State or local) with commission of any of the offenses enumerated in paragraph (a)(2) of this certification, 2 CFR 180.700 and 180.800; and

(4) Have not within a three-year period preceding this application/proposal had one or more public transactions (Federal, State or local) terminated for cause or default. 2 CFR 180.335(d).

(5) Are not a corporation that has been convicted of a felony violation under any Federal law within the two-year period preceding this proposal (USDOT Order 4200.6 implementing appropriations act requirements); and

(6) Are not a corporation with any unpaid Federal tax liability that has been assessed, for which all judicial and administrative remedies have been exhausted, or have lapsed, and that is not being paid in a timely manner pursuant to an agreement with the authority responsible for collecting the tax liability (USDOT Order 4200.6 implementing appropriations act requirements).

b. Where the prospective participant is unable to certify to any of the statements in this certification, such prospective participant should attach an explanation to this proposal. 2 CFR 180.335 and 180.340.

\* \* \* \* \*

## **3. Instructions for Certification - Lower Tier Participants:**

(Applicable to all subcontracts, purchase orders, and other lower tier transactions requiring prior FHWA approval or estimated to cost \$25,000 or more - 2 CFR Parts 180 and 1200). 2 CFR 180.220 and 1200.220.

a. By signing and submitting this proposal, the prospective lower tier participant is providing the certification set out below.

b. The certification in this clause is a material representation of fact upon which reliance was placed when this transaction was entered into. If it is later determined that the prospective lower tier participant knowingly rendered an erroneous certification, in addition to other remedies available to the Federal Government, the department, or agency with which

this transaction originated may pursue available remedies, including suspension and/or debarment.

c. The prospective lower tier participant shall provide immediate written notice to the person to which this proposal is submitted if at any time the prospective lower tier participant learns that its certification was erroneous by reason of changed circumstances. 2 CFR 180.365.

d. The terms "covered transaction," "debarred," "suspended," "ineligible," "participant," "person," "principal," and "voluntarily excluded," as used in this clause, are defined in 2 CFR Parts 180, Subpart I, 180.900 – 180.1020, and 1200. You may contact the person to which this proposal is submitted for assistance in obtaining a copy of those regulations. "First Tier Covered Transactions" refers to any covered transaction between a recipient or subrecipient of Federal funds and a participant (such as the prime or general contractor). "Lower Tier Covered Transactions" refers to any covered transaction under a First Tier Covered Transaction (such as subcontracts). "First Tier Participant" refers to the participant who has entered into a covered transaction with a recipient or subrecipient of Federal funds (such as the prime or general contractor). "Lower Tier Participant" refers any participant who has entered into a covered transaction with a First Tier Participant or other Lower Tier Participants (such as subcontractors and suppliers).

e. The prospective lower tier participant agrees by submitting this proposal that, should the proposed covered transaction be entered into, it shall not knowingly enter into any lower tier covered transaction with a person who is debarred, suspended, declared ineligible, or voluntarily excluded from participation in this covered transaction, unless authorized by the department or agency with which this transaction originated. 2 CFR 1200.220 and 1200.332.

f. The prospective lower tier participant further agrees by submitting this proposal that it will include this clause titled "Certification Regarding Debarment, Suspension, Ineligibility and Voluntary Exclusion-Lower Tier Covered Transaction," without modification, in all lower tier covered transactions and in all solicitations for lower tier covered transactions exceeding the \$25,000 threshold. 2 CFR 180.220 and 1200.220.

g. A participant in a covered transaction may rely upon a certification of a prospective participant in a lower tier covered transaction that is not debarred, suspended, ineligible, or voluntarily excluded from the covered transaction, unless it knows that the certification is erroneous. A participant is responsible for ensuring that its principals are not suspended, debarred, or otherwise ineligible to participate in covered transactions. To verify the eligibility of its principals, as well as the eligibility of any lower tier prospective participants, each participant may, but is not required to, check the System for Award Management website (<https://www.sam.gov>), which is compiled by the General Services Administration. 2 CFR 180.300, 180.320, 180.330, and 180.335.

h. Nothing contained in the foregoing shall be construed to require establishment of a system of records in order to render in good faith the certification required by this clause. The knowledge and information of participant is not required to exceed that which is normally possessed by a prudent person in the ordinary course of business dealings.

i. Except for transactions authorized under paragraph e of these instructions, if a participant in a covered transaction knowingly enters into a lower tier covered transaction with a person who is suspended, debarred, ineligible, or voluntarily

excluded from participation in this transaction, in addition to other remedies available to the Federal Government, the department or agency with which this transaction originated may pursue available remedies, including suspension and/or debarment. 2 CFR 180.325.

\* \* \* \* \*

#### **4. Certification Regarding Debarment, Suspension, Ineligibility and Voluntary Exclusion--Lower Tier Participants:**

a. The prospective lower tier participant certifies, by submission of this proposal, that neither it nor its principals:

(1) is presently debarred, suspended, proposed for debarment, declared ineligible, or voluntarily excluded from participating in covered transactions by any Federal department or agency, 2 CFR 180.355;

(2) is a corporation that has been convicted of a felony violation under any Federal law within the two-year period preceding this proposal (USDOT Order 4200.6 implementing appropriations act requirements); and

(3) is a corporation with any unpaid Federal tax liability that has been assessed, for which all judicial and administrative remedies have been exhausted, or have lapsed, and that is not being paid in a timely manner pursuant to an agreement with the authority responsible for collecting the tax liability. (USDOT Order 4200.6 implementing appropriations act requirements)

b. Where the prospective lower tier participant is unable to certify to any of the statements in this certification, such prospective participant should attach an explanation to this proposal.

\* \* \* \* \*

#### **XI. CERTIFICATION REGARDING USE OF CONTRACT FUNDS FOR LOBBYING**

This provision is applicable to all Federal-aid construction contracts and to all related subcontracts which exceed \$100,000. 49 CFR Part 20, App. A.

1. The prospective participant certifies, by signing and submitting this bid or proposal, to the best of his or her knowledge and belief, that:

a. No Federal appropriated funds have been paid or will be paid, by or on behalf of the undersigned, to any person for influencing or attempting to influence an officer or employee of any Federal agency, a Member of Congress, an officer or employee of Congress, or an employee of a Member of Congress in connection with the awarding of any Federal contract, the making of any Federal grant, the making of any Federal loan, the entering into of any cooperative agreement, and the extension, continuation, renewal, amendment, or modification of any Federal contract, grant, loan, or cooperative agreement.

b. If any funds other than Federal appropriated funds have been paid or will be paid to any person for influencing or attempting to influence an officer or employee of any Federal agency, a Member of Congress, an officer or employee of Congress, or an employee of a Member of Congress in connection with this Federal contract, grant, loan, or

cooperative agreement, the undersigned shall complete and submit Standard Form-LLL, "Disclosure Form to Report Lobbying," in accordance with its instructions.

2. This certification is a material representation of fact upon which reliance was placed when this transaction was made or entered into. Submission of this certification is a prerequisite for making or entering into this transaction imposed by 31 U.S.C. 1352. Any person who fails to file the required certification shall be subject to a civil penalty of not less than \$10,000 and not more than \$100,000 for each such failure.

3. The prospective participant also agrees by submitting its bid or proposal that the participant shall require that the language of this certification be included in all lower tier subcontracts, which exceed \$100,000 and that all such recipients shall certify and disclose accordingly.

#### **XII. USE OF UNITED STATES-FLAG VESSELS:**

This provision is applicable to all Federal-aid construction contracts, design-build contracts, subcontracts, lower-tier subcontracts, purchase orders, lease agreements, or any other covered transaction. 46 CFR Part 381.

This requirement applies to material or equipment that is acquired for a specific Federal-aid highway project. 46 CFR 381.7. It is not applicable to goods or materials that come into inventories independent of an FHWA funded-contract.

When oceanic shipments (or shipments across the Great Lakes) are necessary for materials or equipment acquired for a specific Federal-aid construction project, the bidder, proposer, contractor, subcontractor, or vendor agrees:

1. To utilize privately owned United States-flag commercial vessels to ship at least 50 percent of the gross tonnage (computed separately for dry bulk carriers, dry cargo liners, and tankers) involved, whenever shipping any equipment, material, or commodities pursuant to this contract, to the extent such vessels are available at fair and reasonable rates for United States-flag commercial vessels. 46 CFR 381.7.

2. To furnish within 20 days following the date of loading for shipments originating within the United States or within 30 working days following the date of loading for shipments originating outside the United States, a legible copy of a rated, 'on-board' commercial ocean bill-of-lading in English for each shipment of cargo described in paragraph (b)(1) of this section to both the Contracting Officer (through the prime contractor in the case of subcontractor bills-of-lading) and to the Office of Cargo and Commercial Sealift (MAR-620), Maritime Administration, Washington, DC 20590. (MARAD requires copies of the ocean carrier's (master) bills of lading, certified onboard, dated, with rates and charges. These bills of lading may contain business sensitive information and therefore may be submitted directly to MARAD by the Ocean Transportation Intermediary on behalf of the contractor). 46 CFR 381.7.

**ATTACHMENT A - EMPLOYMENT AND MATERIALS  
PREFERENCE FOR APPALACHIAN DEVELOPMENT HIGHWAY  
SYSTEM OR APPALACHIAN LOCAL ACCESS**

**ROAD CONTRACTS** (23 CFR 633, Subpart B, Appendix B)  
This provision is applicable to all Federal-aid projects funded under the Appalachian Regional Development Act of 1965.

1. During the performance of this contract, the contractor undertaking to do work which is, or reasonably may be, done as on-site work, shall give preference to qualified persons who regularly reside in the labor area as designated by the DOL wherein the contract work is situated, or the subregion, or the Appalachian counties of the State wherein the contract work is situated, except:

a. To the extent that qualified persons regularly residing in the area are not available.

b. For the reasonable needs of the contractor to employ supervisory or specially experienced personnel necessary to assure an efficient execution of the contract work.

c. For the obligation of the contractor to offer employment to present or former employees as the result of a lawful collective bargaining contract, provided that the number of nonresident persons employed under this subparagraph (1c) shall not exceed 20 percent of the total number of employees employed by the contractor on the contract work, except as provided in subparagraph (4) below.

2. The contractor shall place a job order with the State Employment Service indicating (a) the classifications of the laborers, mechanics and other employees required to perform the contract work, (b) the number of employees required in each classification, (c) the date on which the participant estimates such employees will be required, and (d) any other pertinent information required by the State Employment Service to complete the job order form. The job order may be placed with the State Employment Service in writing or by telephone. If during the course of the contract work, the information submitted by the contractor in the original job order is substantially modified, the participant shall promptly notify the State Employment Service.

3. The contractor shall give full consideration to all qualified job applicants referred to him by the State Employment Service. The contractor is not required to grant employment to any job applicants who, in his opinion, are not qualified to perform the classification of work required.

4. If, within one week following the placing of a job order by the contractor with the State Employment Service, the State Employment Service is unable to refer any qualified job applicants to the contractor, or less than the number requested, the State Employment Service will forward a certificate to the contractor indicating the unavailability of applicants. Such certificate shall be made a part of the contractor's permanent project records. Upon receipt of this certificate, the contractor may employ persons who do not normally reside in the labor area to fill positions covered by the certificate, notwithstanding the provisions of subparagraph (1c) above.

5. The provisions of 23 CFR 633.207(e) allow the contracting agency to provide a contractual preference for the use of mineral resource materials native to the Appalachian region.

6. The contractor shall include the provisions of Sections 1 through 4 of this Attachment A in every subcontract for work which is, or reasonably may be, done as on-site work.