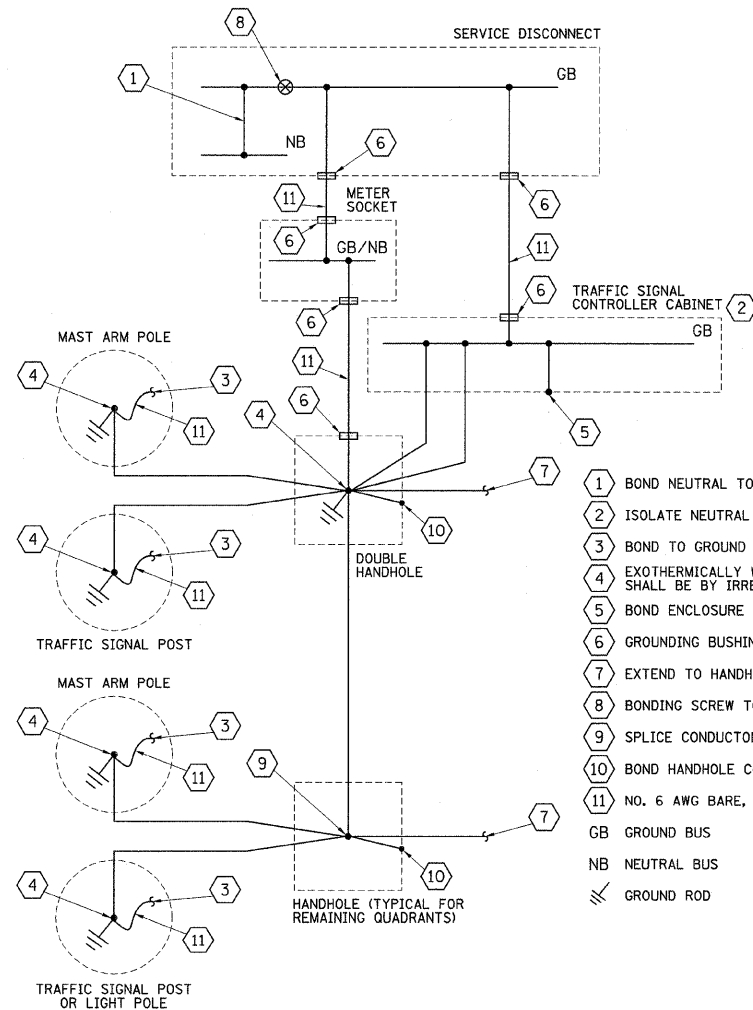


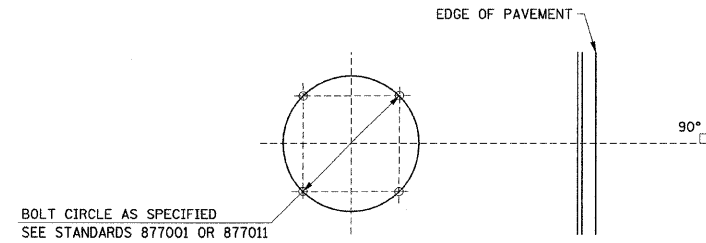
LIGHT POLE CONCRETE FOUNDATION DETAIL

NO SCALE



TRAFFIC SIGNAL GROUNDING DIAGRAM

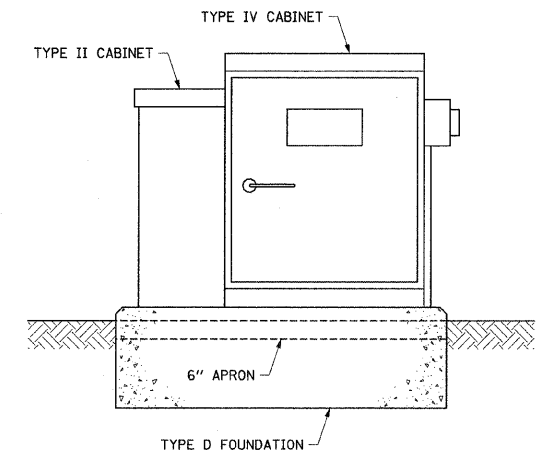
ALL WIRES SHALL BE NO. 6 AWG STRANDED COPPER CONDUCTORS WITH XLP INSULATION UNLESS OTHERWISE INDICATED. THE INSULATION COLOR SHALL BE GREEN.



MAST ARM FOUNDATION BOLT PATTERN DETAIL

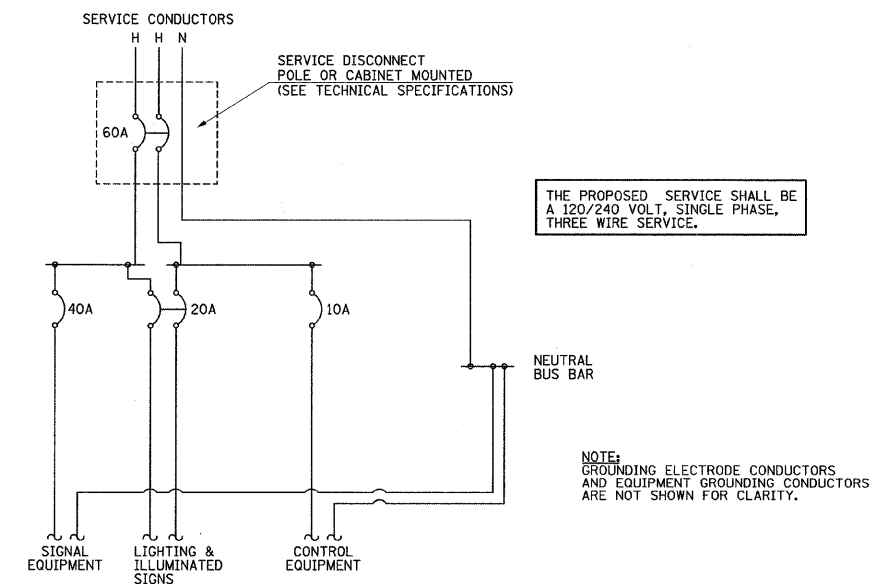
NO SCALE

NOTE: ORIENTATION OF ANCHOR BOLTS TO BE FIELD VERIFIED



UPS BATTERY CABINET MOUNTING DETAIL

NO SCALE

TRAFFIC SIGNAL CONTROLLER
INSTALLATION DIAGRAM

FILE NAME =
p:\c0010461\plans\sheet\firstsignals.dgn

PLOT DATE =
2/6/2009 11:16:33 AM

DESIGNED - S.M.W.

DRAWN - S.M.W.

CHECKED - J.A.J.

DATE - 2-09

REVISED -

REVISED -

REVISED -

REVISED -

STATE OF ILLINOIS
DEPARTMENT OF TRANSPORTATION

TRAFFIC SIGNAL PLANS - DETAILS

SCALE : NONE SHEET NO. 33 OF 44 SHEETS STA. TO STA.

| F.A.U. RTE. | SECTION | COUNTY | TOTAL SHEETS | SHEET NO. |
|-------------------------------------------------------------|----------------|-----------|--------------|-----------|
| 7170 | 08-00277-00-PV | CHAMPAIGN | 44 | 33 |
| CONTRACT NO. 91397 | | | | |
| FED. ROAD DIST. NO. ILLINOIS FED. AID PROJECT HD-5181 (044) | | | | |