

STATE OF ILLINOIS  
DEPARTMENT OF TRANSPORTATION

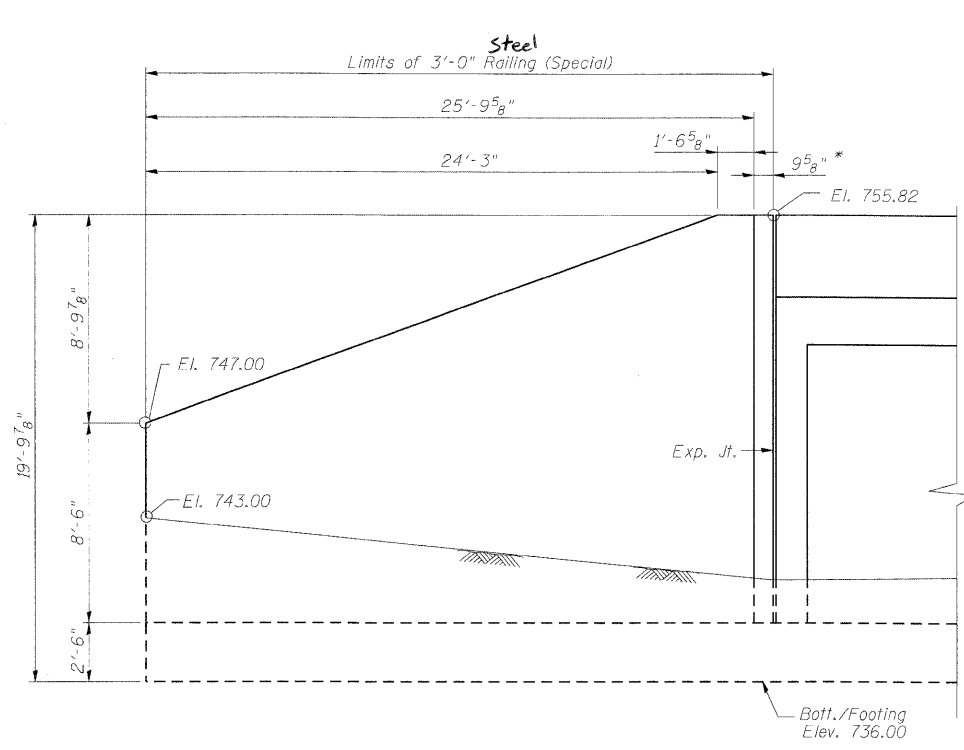
ROUTE NO.	SECTION	COUNTY	TOTAL SHEETS	SHEET NO.	SHEET SA- 8 OF 14 SHEETS
		KANE	545	295	
FED. ROAD DIST. NO. 7	ILLINOIS	FED. AID PROJECT			

Contract #63074

**BILL OF MATERIAL**

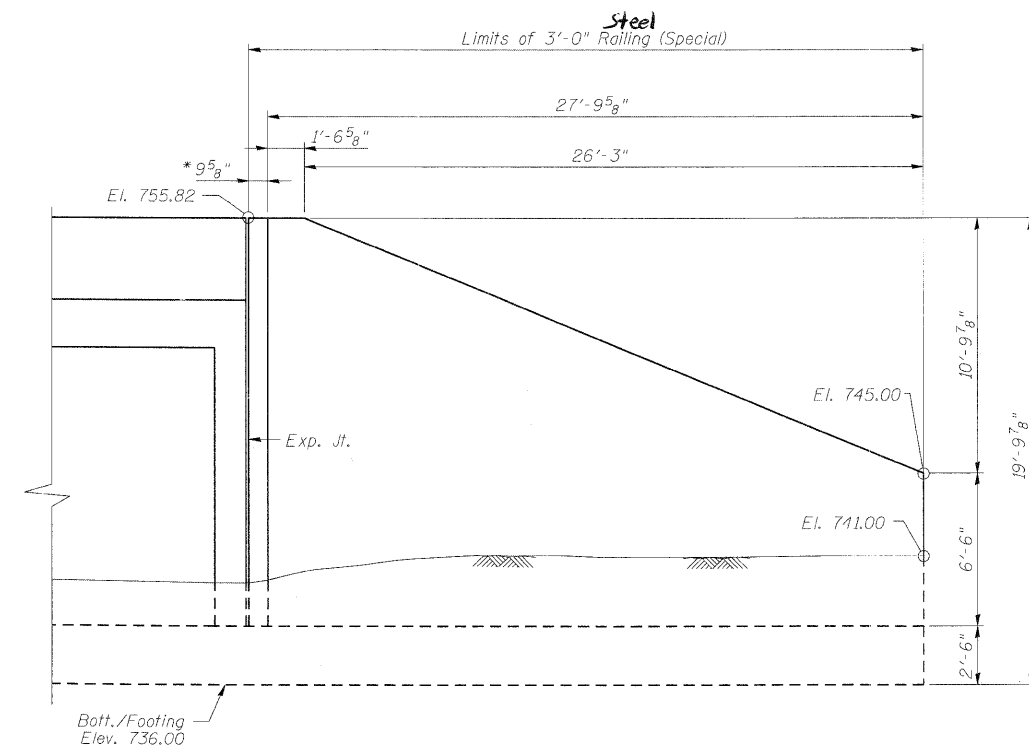
(Stage 1 Construction)

Bar	No.	Size	Length	Shape
h12(E)	14	#5	26'-11"	
h13(E)	11	#5	26'-6"	
h14(E)	2	#5	28'-9"	
h15(E)	18	#5	24'-11"	
h16(E)	9	#5	24'-6"	
h17(E)	2	#5	26'-0"	
v11(E)	4	#6	17'-0"	
v12(E)	4	#8	17'-0"	
v13(E)	14	#6	23'-2"	
v14(E)	14	#8	23'-2"	
v15(E)	13	#6	25'-2"	
v16(E)	13	#8	25'-2"	
Concrete Structures	Cu. Yd.		34.0	
Reinforcement Bars, Epoxy Coated	Pound		4,520	

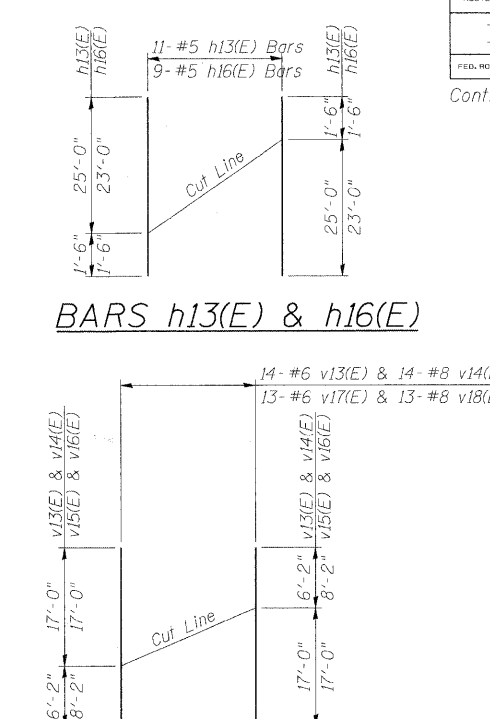


**WINGWALL ELEVATION**  
(North East Wingwall)

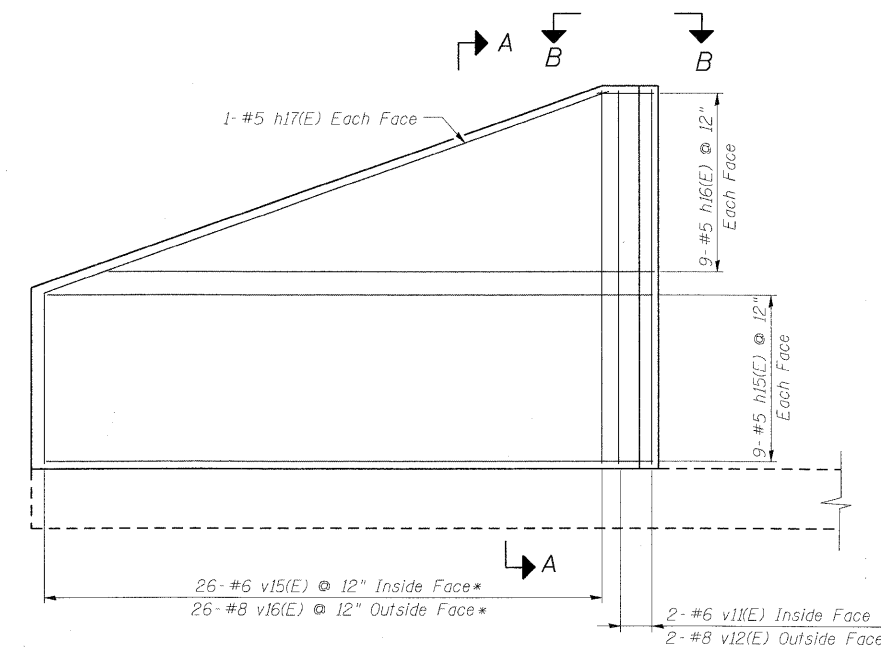
\* Measured along inside face Parallel to @ Mixed Use path along Dunham Road



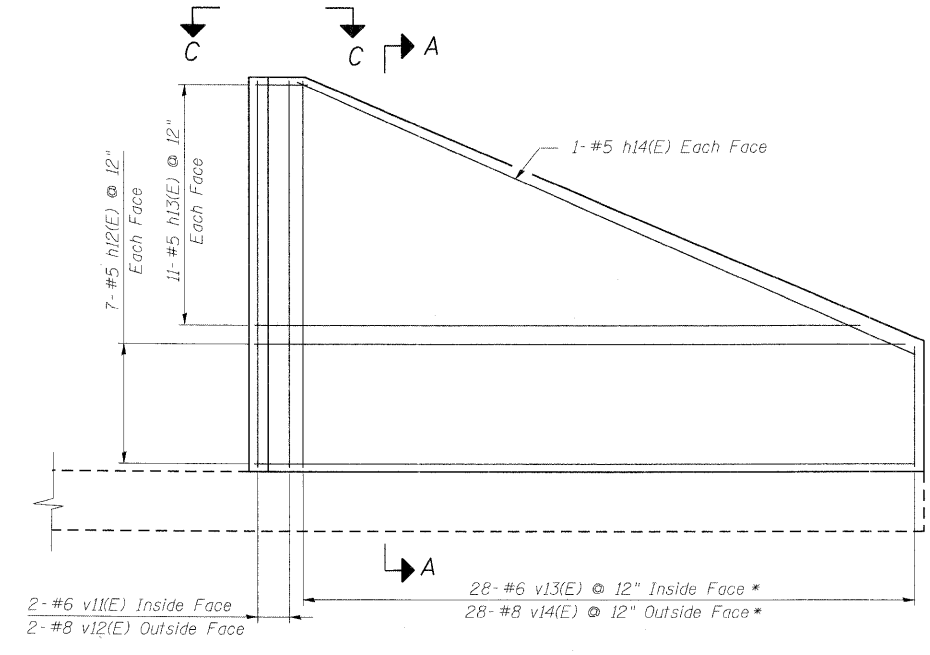
**WINGWALL ELEVATION**  
(North West Wingwall)



**BARS v13(E), v14(E), v15(E) & v16(E)**



**REINFORCEMENT ELEVATION**  
(North East Wingwall)

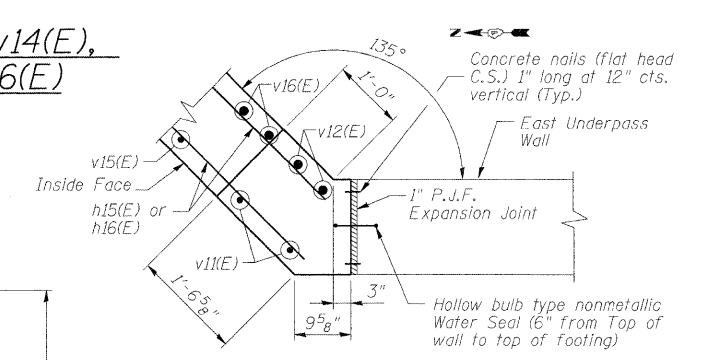


**REINFORCEMENT ELEVATION**  
(North West Wingwall)

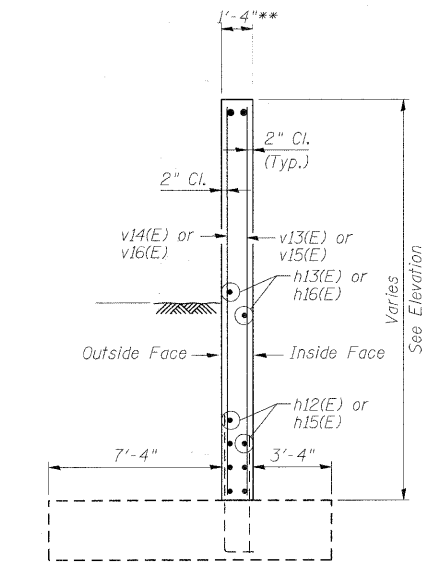
\* See cutting diagram

**NOTES:**

- For Wingwall Footing layout see sheet SA-3.
- Form liner architectural treatment to be applied to Inside Face of wingwalls.

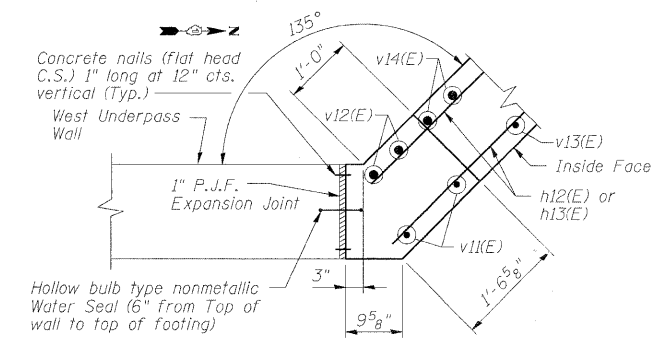


**SECTION B-B**



**SECTION A-A**

\*\* Dimension does not include additional thickness required for architectural treatment



**SECTION C-C**

**WINGWALL DETAILS - STAGE 1**  
**MULTI-USE PATH UNDER**  
**IL 25/STEARNS ROAD**  
**F.A.P. 360 - SEC. 06-00214-15-BR**  
**KANE COUNTY**  
**STATION 916+09.93**  
**STRUCTURE NO. 045-3173**

DESIGNED	AAY
CHECKED	AJK
DRAWN	VH
CHECKED	HMA/DMC

**benesch**  
alfred benesch & company  
Engineers • Surveyors • Planners  
205 North Michigan Avenue, Suite 2400  
Chicago, Illinois 60601  
312-565-0450  
Job # 3944

x:\3900s\3944\engineering\documents\dunham\_path\_under\_stearns.sn045-3173\final\0453173-63074-008-wing2.dgn 11:34 AM 3/30/2009