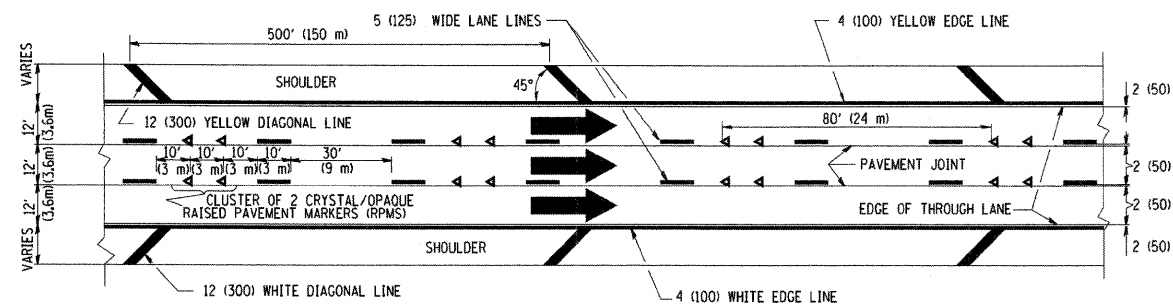


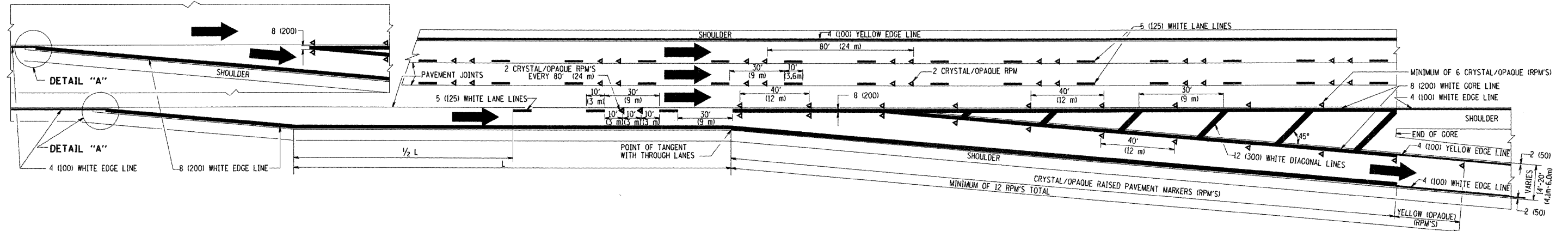
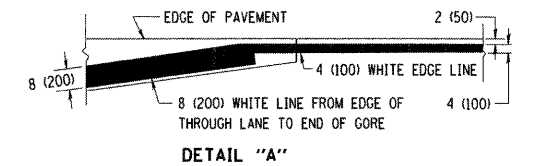
THE DIAGONAL LINES SHALL BE SPACED AT 40' (12 m) C-C ACROSS ALL STRUCTURES WHICH ARE 500' (150 m) OR LESS IN LENGTH
THE DIAGONAL LINES ARE NOT REQUIRED ON SHOULDERS WHICH ARE 6' (1.8 m) OR LESS IN WIDTH



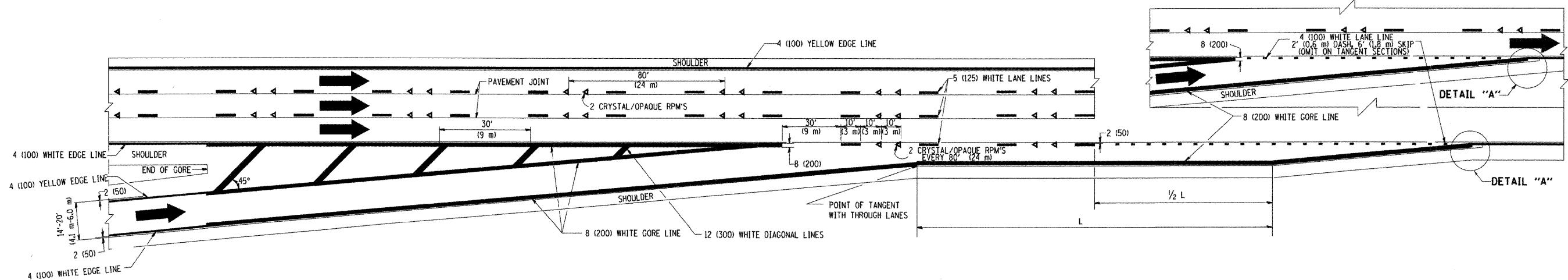
TYPICAL EDGE LINES & LANE LINES

NOTES:

1. THERMO PLASTIC PAVEMENT MARKING LINE SHALL BE USED FOR THE EDGE LINES, GORE LINES, AND DIAGONAL LINES ON BITUMINOUS PAVEMENT ONLY.
2. PREFORMED PLASTIC TYPE B PAVEMENT MARKING LINE SHALL BE USED FOR ALL LANE LINES ON BITUMINOUS PAVEMENT
3. POLYUREA PAVEMENT MARKING SHALL BE USED FOR ALL MARKINGS ON PCC



TYPICAL EXIT RAMP PAVEMENT MARKINGS



TYPICAL ENTRANCE RAMP PAVEMENT MARKINGS

FILE NAME = W:\distatd\22x34\to12.dgn

USER NAME = gegl1nabt
 PLDT SCALE = 50.000' / IN.
 PLOT DATE = 1/4/2008

DESIGNED - D.W.S.
 DRAWN -
 CHECKED -
 DATE - 01-90

REVISED - A.H. 03-96
 REVISED - D.W.S. 07-96
 REVISED - J.A.F. 02-06
 REVISED - S.P.B. 01-07

STATE OF ILLINOIS
 DEPARTMENT OF TRANSPORTATION

MULTI-LANE FREEWAY
 PAVEMENT MARKING DETAILS

SCALE: NONE SHEET NO. 1 OF 2 SHEETS STA. TO STA.

F.A.I. RTE.	SECTION	COUNTY	TOTAL SHEETS	SHEET NO.
55	(99-1&2)AC-3	WILL	524	349
TC-12		CONTRACT NO. 60C31		
FED. ROAD DIST. NO. 1 ILLINOIS FED. AID PROJECT				

FINAL