F.A.I. RTE.	SECTION	COUNTY	TOTAL SHEETS	SHEET NO.
57	*	COOK	916	606
STA.		TO STA.		
FED. ROAD DIST. NO.	ILLINOIS	FED. AID PROJECT		

CONTRACT NO. 62304
*(1516.1, 1717, & 1818) R-4

SOUTH ABUTMENT - BAR LIST

Bar	No. Stage I	No. Stage II	Size	Length	Shape
d101(E)	58	60	#5	3'-0"	
d102(E)	58	60	#4	3'-0"	
d103(E)	58	60	#5	7'-5"	
e101(E)	2		#5	4'-4"	
e102(E)	2		#8	4'-4"	
e103(E)	6		#4	4'-4"	
e104(E)	2		#5	23'-0"	
e105(E)	2		#8	24'-6"	
e106(E)	6		#4	22'-5"	
e107(E)	2		#5	26'-0"	
e108(E)	2		#8	26'-0"	
e109(E)	6		#4	26'-0"	
e110(E)		2	#5	6'-7"	
e111(E)		2	#8	6'-7"	
e112(E)		6	#4	6'-7"	
e113(E)		2	#5	29'-8"	
e114(E)		2	#8	29'-8"	
e115(E)		6	#4	29'-8"	
e116(E)		2	#5	16'-6"	
e117(E)		2	#8	16'-6"	
e118(E)		6	#4	16'-6"	
h101(E)	56		#5	23'-6"	
h102(E)	30		#5	21'-3"	
h103(E)	2		#5	21'-10"	
h104(E)	2		#5	27'-6"	
h105(E)	7		#5	11'-6"	
h106(E)	16		#5	8'-0"	
h107(E)	16		#5	9'-6"	
h108(E)	5	54	#5	16'-6"	
h109(E)	5		#5	17'-9"	
h110(E)	16		#5	24'-0"	
h111(E)	20		#6	24'-6"	
h112(E)		76	#5	24'-9"	
h113(E)		20	#5	19'-9"	
h114(E)		42	#5	31'-10"	
h115(E)		2	#5	28'-0"	
h116(E)		7	#5	11'-8"	
h117(E)		4	#5	22'-9"	
h118(E)		2	#5	26'-0"	
h119(E)		7	#5	10'-2"	
h120(E)		10	#5	6'-0"	
h121(E)		5	#6	31'-10"	
h122(E)		10	#6	24'-0"	
h123(E)		24	#5	6'-0"	
h124(E)		24	#5	12'-6"	
h125(E)		4	#5	12'-2"	
h126(E)		6	#5	4'-3"	
h127(E)		2	#5	3'-4"	
h128(E)		4	#5	6'-7"	
h129(E)	8		#5	16'-0"	
h130(E)	14		#5	10'-0"	
h131(E)		56	#5	29'-8"	
h132(E)		32	#5	5'-7"	
h133(E)		24	#5	5'-0"	
h134(E)	4	8	#5	4'-9"	
h135(E)	8		#5	4'-11"	
n101(E)	30	43	#9	13'-10"	
n102(E)	24		#9	12'-8"	
n103(E)	11		#9	12'-10"	
n104(E)	37		#9	11'-4"	
n105(E)		52	#10	16'-7"	
n106(E)		63	#10	15'-7"	
n107(E)	52	102	#5	3'-6"	
n108(E)	21	18	#5	4'-0"	
n109(E)	27	31	#5	4'-6"	

SOUTH ABUTMENT - BAR LIST

Bar	No. Stage I	No. Stage II	Size	Length	Shape
t101(E)	23		#8	15'-8"	
t103(E)	6		#6	29'-8"	
t104(E)	5		#6	12'-2"	
t105(E)	37		#6	10'-2"	
t106(E)	23		#9	15'-8"	
t108(E)	6		#7	29'-8"	
t109(E)	5		#7	12'-2"	
t110(E)	37		#8	10'-2"	
t111(E)		125	#8	16'-8"	
t112(E)		6	#8	26'-4"	
t115(E)		43	#9	16'-8"	
t116(E)		22	#10	24'-0"	
t117(E)		22	#10	19'-0"	
t118(E)		12	#10	14'-0"	
t119(E)		6	#10	24'-10"	
t120(E)		12	#10	17'-0"	
t121(E)		14	#10	19'-6"	
t122(E)		14	#10	21'-6"	
t123(E)		14	#8	24'-0"	
u101(E)	13	4	#5	11'-3"	
u102(E)	16	16	#5	12'-1"	
u103(E)	13	13	#5	12'-11"	
u104(E)		4	#5	10'-6"	
u105(E)		16	#5	11'-4"	
u106(E)		16	#5	12'-3"	
u107(E)		4	#5	13'-1"	
u108(E)		11	#5	10'-0"	
u109(E)	22		#5	8'-1"	
u110(E)	4		#5	7'-2"	
u111(E)		9	#5	9'-1"	
u112(E)		8	#5	8'-7"	
u113(E)		4	#5	7'-7"	
v101(E)	24		#7	10'-7"	
v102(E)	30		#6	10'-4"	
v103(E)	13	4	#5	17'-2"	
v104(E)	10		#5	16'-4"	
v105(E)	6		#5	15'-7"	
v106(E)	21		#5	14'-9"	
v107(E)	42	80	#5	6'-6"	
v108(E)	46	73	#5	5'-8"	
v109(E)	46	75	#5	2'-6"	
v110(E)	44	78	#5	3'-8"	
v111(E)		70	#7	16'-6"	
v112(E)	10		#7	9'-0"	
v113(E)	37	43	#6	12'-0"	
v114(E)	10		#5	10'-6"	
v115(E)	10		#5	19'-0"	
v116(E)	10	4	#5	15'-9"	
v117(E)	27		#5	15'-0"	
v118(E)		52	#7	14'-9"	
v119(E)		27	#5	22'-8"	
v120(E)		16	#5	21'-10"	
v121(E)		16	#5	20'-11"	
v122(E)		5	#5	20'-1"	
v123(E)		14	#5	18'-10"	
v124(E)		16	#5	18'-0"	
v125(E)		31	#5	26'-9"	
v126(E)		18	#5	26'-2"	
v127(E)	5	23	#5	10'-0"	
v128(E)		41	#5	11'-0"	
v129(E)	7	8	#5	7'-0"	

SOUTH ABUTMENT - BAR LIST

Bar	No. Stage I	No. Stage II	Size	Length	Shape
w101(E)	22	36	#5	31'-10"	
w102(E)	50		#5	16'-0"	
w103(E)	12		#5	22'-10"	
w104(E)	10		#5	24'-3"	
w105(E)	44		#5	19'-6"	
w106(E)		68	#5	26'-0"	
w107(E)		72	#5	29'-0"	
w108(E)		4	#5	33'-0"	
w109(E)		10	#5	17'-0"	
w110(E)		10	#5	30'-6"	
w111(E)		2	#5	25'-3"	
w112(E)		26	#5	11'-9"	
w113(E)	18	18	#5	6'-0"	
w114(E)		18	#5	6'-0"	

BAR CUTTING DIAGRAM

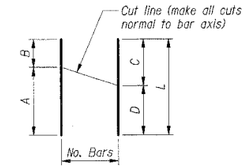

Bar	A	B	C	D	L	No. Bars
t103(E)	17'-6"	12'-2"	14'-7"	15'-1"	29'-8"	6
t108(E)	17'-6"	12'-2"	14'-7"	15'-1"	29'-8"	6
t112(E)	16'-2"	10'-2"	12'-11"	13'-5"	26'-4"	6
t119(E)	14'-8"	10'-2"	12'-3"	12'-7"	24'-10"	6
w104(E)	21'-0"	3'-3"	21'-0"	3'-3"	24'-3"	10
w110(E)	24'-6"	6'-0"	24'-6"	6'-0"	30'-6"	10

Bars t103(E), t108(E), t112(E), t119(E), w104(E) & w110(E)

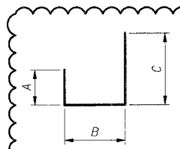

Bar	A	B	C
h124(E)	3'-0"	8'-0"	6'-6"
h125(E)	1'-3"	6'-5"	4'-6"

Bars h124(E) & h125(E)

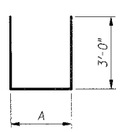

Bar	A
u108(E)	4'-0"
u109(E)	2'-1"
u110(E)	1'-2"
u111(E)	3'-1"
u112(E)	2'-7"
u113(E)	1'-7"

Bars u108(E) thru u113(E)

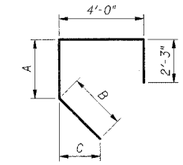

Bar	A	B	C
u101(E)	1'-9"	3'-3"	2'-3½"
u102(E)	2'-7"	3'-3"	2'-3½"
u103(E)	3'-5"	3'-3"	2'-3½"
u104(E)	1'-9"	2'-6"	1'-9¼"
u105(E)	2'-7"	2'-6"	1'-9¼"
u106(E)	3'-6"	2'-6"	1'-9¼"
u107(E)	4'-4"	2'-6"	1'-9¼"

Bars u101(E) thru u107(E)

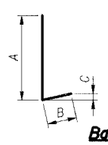

Bar	A	B	C
n103(E)	11'-3"	1'-7"	1½"
n106(E)	13'-9"	1'-10"	2¼"

Bars n03(E) & n106(E)

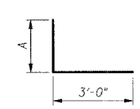

Bar	A
h132(E)	2'-7"
h133(E)	2'-0"
h134(E)	1'-9"
h135(E)	1'-11"

Bars h132(E) thru h135(E)

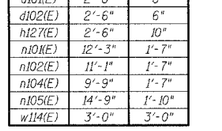

Bar	A	B
d101(E)	2'-6"	6"
d102(E)	2'-6"	6"
h127(E)	2'-6"	10"
n101(E)	12'-3"	1'-7"
n102(E)	11'-1"	1'-7"
n104(E)	9'-9"	1'-7"
n105(E)	14'-9"	1'-10"
w114(E)	3'-0"	3'-0"

Bars d101(E), d102(E), h127(E), n101(E), n102(E), n104(E), n105(E) & w114(E)

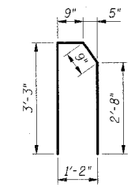

Bar d103(E)

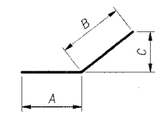

Bar	A	B	C
h107(E)	6'-6"	3'-0"	1'-3¾"
h123(E)	3'-0"	3'-0"	2'-7¾"
h126(E)	3'-0"	1'-3"	1'-1"
w113(E)	3'-0"	3'-0"	2'-1½"

Bars h107(E), h123(E), h126 & w113(E)

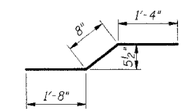

Bar v110(E)

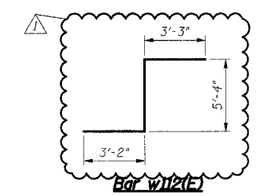

Bar w112(E)

BILL OF MATERIAL

Item	Unit	Stage I	Stage II	Total
Concrete Structures	Cu yd	279	651	930
Reinforcement Bars, Epoxy Coated	lb	23,250	56,670	79,920
Protective Coat	Sq yd			393
Bridge Seat Sealer	Sq ft			308
Structure Excavation	Cu yd			1,987
Geocomposite Wall Drain	Sq yd			529
Porous Granular Embankment (Special)	Cu yd			614
Pipe Underdrains For Structure 6"	Ft			289
Sub-base Granular Material, Type C 6"	Sq yd			361

Notes:

1. Reinforcement bars designated (E) shall be epoxy coated.
2. Work this Sht. with Shts. #ABTWEA thru #ABDY92.

SHT. S-029

REVISIONS	
NAME	DATE
ADDENDUM 1	05/08/06

ILLINOIS DEPARTMENT OF TRANSPORTATION
F.A.I. ROUTE 57 (INTERSTATE 57)
I-57 NB OVER WB CONNECTOR
SN 016-0072 OLD, SN 016-2852 NEW
STA. 238+73.54
COOK COUNTY, SECTION (1516.1, 1717, & 1818) R-4

SOUTH ABUTMENT DETAILS II
& BILL OF MATERIAL

DATE: 05/08/06
DRAWN BY: HBJ
CHECKED BY: TCU

TENG
TENG & ASSOCIATES, INC.
ENGINEERS/ARCHITECTS/PLANNERS
205 N. MICHIGAN AVE., CHICAGO, IL 60601
TELEPHONE: 312.616.0000

1 Revised 05/08/2006, BGK

LEEAC

\\ABTGOWEA.DGN \\ABMKDY99.DGN \\ABRGRDGFR.DGN \\ABGDOWALL.DGN
5/09/2006, 7:49:45 T:\DOCUMENT\19308601\STRUCTURE\ABKDY93.DGN