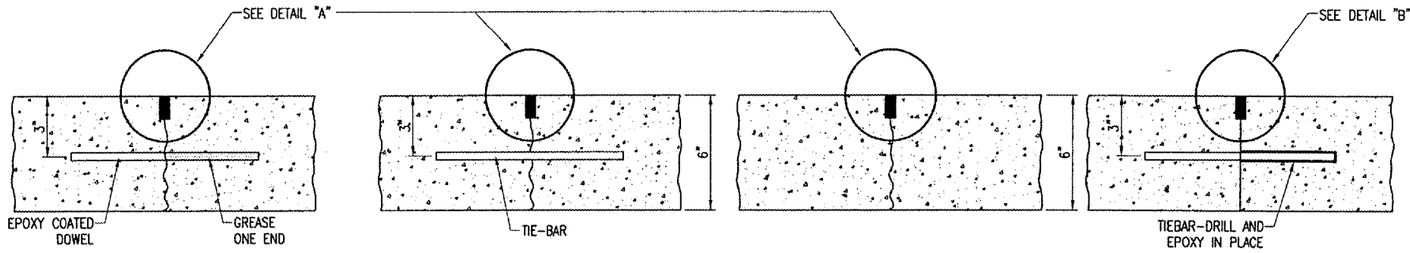

TYPE F DOWELED

TYPE G HINGED

TYPE H DUMMY

TYPE D - TIED

CONTRACTION JOINTS

CONSTRUCTION JOINTS

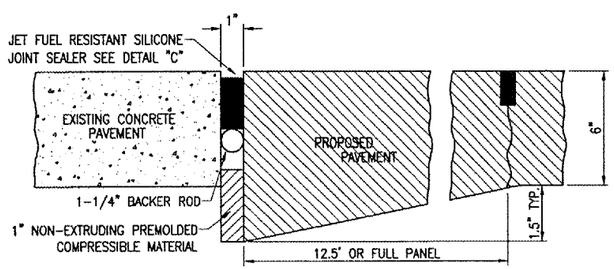

TYPE-C THICKENED EDGE

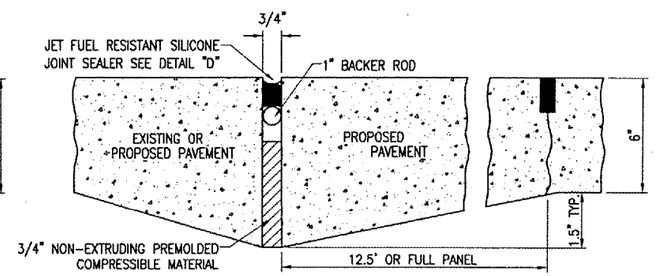

TYPE-E THICKENED EDGE EXPANSION JOINT

EXPANSION JOINTS

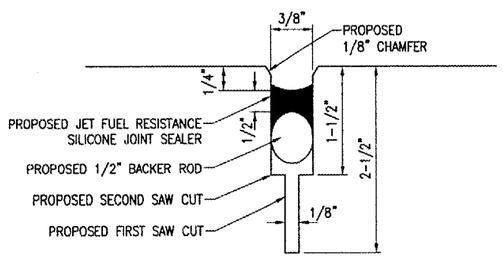

DETAIL "A"
"NOT TO SCALE"

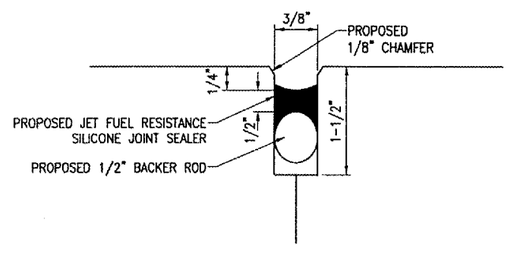

DETAIL "B"
"NOT TO SCALE"

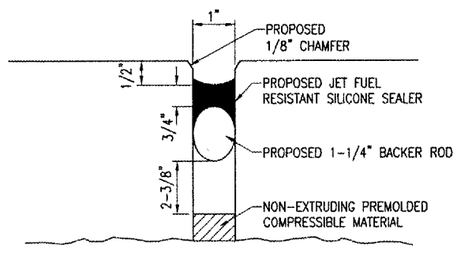

DETAIL "C"
"NOT TO SCALE"

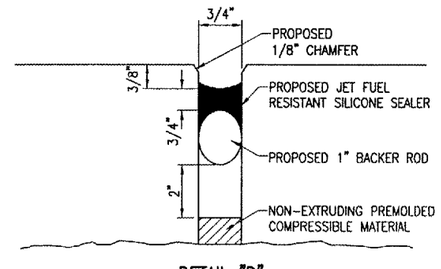

DETAIL "D"
"NOT TO SCALE"

JOINTING NOTES

ALL EXPOSED JOINT EDGES SHALL BE EDGED WITH AN APPROVED TOOL HAVING A RADIUS OF ¼" OR STONED TO PRODUCE THE ⅛" CHAMFER.

ALL LONGITUDINAL AND TRANSVERSE CONTRACTION AND CONSTRUCTION JOINTS SHALL BE SAWED.

ALL DOWEL BARS SHALL BE SECURELY HELD IN PLACE BY MEANS OF A DOWEL BAR ASSEMBLY WHICH WILL INSURE THAT THEY WILL REMAIN PARALLEL TO THE SURFACE OF THE PAVEMENT AND TO THE CENTERLINES OF THE PAVEMENT LANES. THE DOWEL BAR ASSEMBLIES SHALL BE APPROVED BY THE ENGINEER PRIOR TO INSTALLATION. DOWELS FOR THE 6" PAVEMENT SHALL BE 3/4" DIA., 18" LENGTH AND 12" SPACING.

ALL TIE-BARS SHALL BE SECURELY HELD IN PLACE BY SUPPORT PINS OR OTHER METHODS TO PREVENT SHIFTING DURING AND AFTER CONCRETE PLACEMENT. SUPPORT PINS SHALL BE OF SUFFICIENT LENGTH TO PENETRATE AT LEAST 6" INTO THE SUBGRADE.

ALL TIE-BARS SHALL BE PLACED AT A POINT NOT EXCEEDING 15" OR CLOSER THAN 6" FROM A TRANSVERSE, CONTRACTION, EXPANSION, OR CONSTRUCTION JOINT AND SPACED 30" ON CENTERS AND SHALL BE NO. 5 DEFORMED BARS, 30" IN LENGTH.

DOWELS IN TRANSVERSE, CONTRACTION, AND CONSTRUCTION JOINTS SHALL BE EPOXY COATED AND HALF THE LENGTH GREASED WITH A HEAVY GREASE.

ALLOWABLE TOLERANCES FOR GROOVE DEPTH WILL BE +⅛" FOR CONSTRUCTION JOINTS AND +¼" FOR CONTRACTION JOINTS.

REBAR & DOWELS LOCATED IN THE CONSTRUCTION JOINTS WILL BE DRILLED AND EPOXY IN PLACE. THE EPOXY MATERIAL MUST BE APPROVED BY THE ILLINOIS DIVISION OF AERONAUTICS

THE COST OF ALL DOWEL BARS, TIE-BARS, SAWING AND SEALING SHALL BE INCLUDED IN THE COST OF THE P.C.C. PAVEMENT.

PRIOR TO PLACING ADJACENT PAVEMENT SECTIONS, THE VERTICAL EDGE SHALL BE CHECKED FOR TRUENESS IF THE FACE IS BURRED OR IRREGULAR, THE CONTRACTOR SHALL GRIND, STONE OR SAW THE FACE A MINIMUM OF 2" IN DEPTH TO PRODUCE A SMOOTH AND STRAIGHT EDGE.

WHEN CONSTRUCTING "FILL-IN" PAVEMENT LANES THE CONTRACTOR SHALL USE BELTING OR OTHER PROTECTIVE MATERIAL FOR THE PAVING MACHINE TO TRAVEL ON AND WILL ROPE THE TRANSVERSE JOINTS.

JOINT SEALANT SHALL BE AS SPECIFIED IN THE SPECIAL PROVISIONS ITEM 501-2.5.

CURING COMPOUND WILL BE AS SPECIFIED IN THE SPECIFICATIONS, ITEM 501-3.17 AND SHALL BE APPROVED PRIOR TO THE PAVING OPERATION BY THE ENGINEER.

ALL NON-ALIGNED EDGES WILL BE SAWED FULL DEPTH.

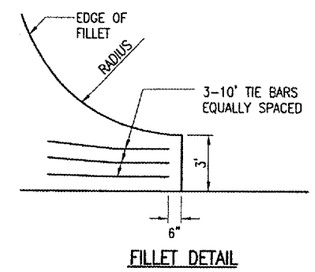

FILLET DETAIL
"NOT TO SCALE"

DATE	REVISION	BY

EFFINGHAM COUNTY MEMORIAL AIRPORT
EFFINGHAM, ILLINOIS

IL PROJ.: 1H2-3761 A.I.P. PROJ.: 3-17-0040-B11

HS Project No. 07A0143.0800
Filename R-561JNT.DWG
Scale NOT TO SCALE
Date 02/12/08

LAYOUT	KDM	01/16/08
DRAWN	BAK	01/16/08
REVIEWED	CAH	02/12/08

HANSON

Hanson Professional Services Inc.
1525 South Sixth Street
Springfield, Illinois 62703-2886
Offices Nationwide

WIDEN RUNWAY 11/29 AND REPLACE MIRL'S

PROPOSED JOINTING DETAILS

17

APR 09 2008 6:33 PM HAQL000382
I:\AIRPORTS\EFFINGHAM\07A0143\CAD\SHEETS\R-561JNT.DWG - Layout1