

# 18

**Letting April 25, 2025**

## **Notice to Bidders, Specifications and Proposal**



**Contract No. 61L32  
LAKE County  
Section 22-00094-00-RS (Zion)  
Route FAU 2740 (Galilee Avenue)  
Project LHWM-001 ()  
District 1 Construction Funds**

Prepared by

F

Checked by

(Printed by authority of the State of Illinois)



**Illinois Department  
of Transportation**

**NOTICE TO BIDDERS**

1. **TIME AND PLACE OF OPENING BIDS.** Electronic bids are to be submitted to the electronic bidding system (iCX-Integrated Contractors Exchange). All bids must be submitted to the iCX system prior to 12:00 p.m. April 25, 2025 at which time the bids will be publicly opened from the iCX SecureVault.
2. **DESCRIPTION OF WORK.** The proposed improvement is identified and advertised for bids in the Invitation for Bids as:

**Contract No. 61L32  
LAKE County  
Section 22-00094-00-RS (Zion)  
Project LHWM-001 ()  
Route FAU 2740 (Galilee Avenue)  
District 1 Construction Funds**

**Resurfcing, curb & gutter, and sidewalk replacement on Galilee Avenue from 21st Street to 33rd Street in Zion.**

3. **INSTRUCTIONS TO BIDDERS.** (a) This Notice, the invitation for bids, proposal and letter of award shall, together with all other documents in accordance with Article 101.09 of the Standard Specifications for Road and Bridge Construction, become part of the contract. Bidders are cautioned to read and examine carefully all documents, to make all required inspections, and to inquire or seek explanation of the same prior to submission of a bid.  
  
(b) State law, and, if the work is to be paid wholly or in part with Federal-aid funds, Federal law requires the bidder to make various certifications as a part of the proposal and contract. By execution and submission of the proposal, the bidder makes the certification contained therein. A false or fraudulent certification shall, in addition to all other remedies provided by law, be a breach of contract and may result in termination of the contract.
4. **AWARD CRITERIA AND REJECTION OF BIDS.** This contract will be awarded to the lowest responsive and responsible bidder considering conformity with the terms and conditions established by the Department in the rules, Invitation for Bids and contract documents. The issuance of plans and proposal forms for bidding based upon a prequalification rating shall not be the sole determinant of responsibility. The Department reserves the right to determine responsibility at the time of award, to reject any or all proposals, to re-advertise the proposed improvement, and to waive technicalities.

By Order of the  
Illinois Department of Transportation

Gia Biagi,  
Acting Secretary

**CONTRACT 61L32**

**INDEX  
FOR  
SUPPLEMENTAL SPECIFICATIONS  
AND RECURRING SPECIAL PROVISIONS**

Adopted January 1, 2025

This index contains a listing of SUPPLEMENTAL SPECIFICATIONS, frequently used RECURRING SPECIAL PROVISIONS, and LOCAL ROADS AND STREETS RECURRING SPECIAL PROVISIONS.

ERRATA    Standard Specifications for Road and Bridge Construction    (Adopted 1-1-22) (Revised 1-1-25)

**SUPPLEMENTAL SPECIFICATIONS**

<u>Std. Spec. Sec.</u>	<u>Page No.</u>
202 Earth and Rock Excavation .....	1
204 Borrow and Furnished Excavation.....	2
207 Porous Granular Embankment .....	3
211 Topsoil and Compost .....	4
406 Hot-Mix Asphalt Binder and Surface Course .....	5
407 Hot-Mix Asphalt Pavement (Full-Depth) .....	7
420 Portland Cement Concrete Pavement .....	8
502 Excavation for Structures .....	9
509 Metal Railings .....	10
540 Box Culverts .....	11
542 Pipe Culverts .....	31
550 Storm Sewers .....	40
586 Granular Backfill for Structures .....	47
630 Steel Plate Beam Guardrail .....	48
632 Guardrail and Cable Road Guard Removal .....	49
644 High Tension Cable Median Barrier .....	50
665 Woven Wire Fence .....	51
701 Work Zone Traffic Control and Protection .....	52
781 Raised Reflective Pavement Markers .....	54
782 Reflectors .....	55
801 Electrical Requirements .....	57
821 Roadway Luminaires .....	60
1003 Fine Aggregates .....	61
1004 Coarse Aggregates .....	62
1010 Finely Divided Minerals .....	63
1020 Portland Cement Concrete .....	64
1030 Hot-Mix Asphalt .....	67
1040 Drain Pipe, Tile, and Wall Drain .....	68
1061 Waterproofing Membrane System .....	69
1067 Luminaire .....	70
1097 Reflectors .....	77
1102 Hot-Mix Asphalt Equipment .....	78

## RECURRING SPECIAL PROVISIONS

The following RECURRING SPECIAL PROVISIONS indicated by an "X" are applicable to this contract and are included by reference:

<u>CHECK SHEET #</u>		<u>PAGE NO.</u>
1	<input checked="" type="checkbox"/> Additional State Requirements for Federal-Aid Construction Contracts .....	79
2	<input checked="" type="checkbox"/> Subletting of Contracts (Federal-Aid Contracts) .....	82
3	<input checked="" type="checkbox"/> EEO .....	83
4	<input type="checkbox"/> Specific EEO Responsibilities Non Federal-Aid Contracts .....	93
5	<input type="checkbox"/> Required Provisions - State Contracts .....	98
6	<input type="checkbox"/> Asbestos Bearing Pad Removal .....	104
7	<input type="checkbox"/> Asbestos Waterproofing Membrane and Asbestos HMA Surface Removal .....	105
8	<input type="checkbox"/> Temporary Stream Crossings and In-Stream Work Pads .....	106
9	<input type="checkbox"/> Construction Layout Stakes .....	107
10	<input type="checkbox"/> Use of Geotextile Fabric for Railroad Crossing .....	110
11	<input type="checkbox"/> Subsealing of Concrete Pavements .....	112
12	<input type="checkbox"/> Hot-Mix Asphalt Surface Correction .....	116
13	<input type="checkbox"/> Pavement and Shoulder Resurfacing .....	118
14	<input type="checkbox"/> Patching with Hot-Mix Asphalt Overlay Removal .....	119
15	<input type="checkbox"/> Polymer Concrete .....	121
16	<b>Reserved</b> .....	123
17	<input type="checkbox"/> Bicycle Racks .....	124
18	<input type="checkbox"/> Temporary Portable Bridge Traffic Signals .....	126
19	<input type="checkbox"/> Nighttime Inspection of Roadway Lighting .....	128
20	<input type="checkbox"/> English Substitution of Metric Bolts .....	129
21	<input type="checkbox"/> Calcium Chloride Accelerator for Portland Cement Concrete .....	130
22	<input type="checkbox"/> Quality Control of Concrete Mixtures at the Plant .....	131
23	<input checked="" type="checkbox"/> Quality Control/Quality Assurance of Concrete Mixtures .....	139
24	<b>Reserved</b> .....	155
25	<b>Reserved</b> .....	156
26	<input type="checkbox"/> Temporary Raised Pavement Markers .....	157
27	<input type="checkbox"/> Restoring Bridge Approach Pavements Using High-Density Foam .....	158
28	<input type="checkbox"/> Portland Cement Concrete Inlay or Overlay .....	161
29	<input type="checkbox"/> Portland Cement Concrete Partial Depth Hot-Mix Asphalt Patching .....	165
30	<input type="checkbox"/> Longitudinal Joint and Crack Patching .....	168
31	<input type="checkbox"/> Concrete Mix Design – Department Provided .....	170
32	<input type="checkbox"/> Station Numbers in Pavements or Overlays .....	171



LOCAL ROADS AND STREETS RECURRING SPECIAL PROVISIONS

Table of Contents

<u>CHECK SHEET #</u>			<u>PAGE NO.</u>
LRS 1		<b>Reserved</b> .....	173
LRS 2	<input type="checkbox"/>	Furnished Excavation .....	174
LRS 3	<input checked="" type="checkbox"/>	Work Zone Traffic Control Surveillance .....	175
LRS 4	<input type="checkbox"/>	Flaggers in Work Zones .....	176
LRS 5	<input type="checkbox"/>	Contract Claims .....	177
LRS 6	<input type="checkbox"/>	Bidding Requirements and Conditions for Contract Proposals .....	178
LRS 7	<input type="checkbox"/>	Bidding Requirements and Conditions for Material Proposals .....	184
LRS 8		<b>Reserved</b> .....	190
LRS 9	<input type="checkbox"/>	Bituminous Surface Treatments .....	191
LRS 10		<b>Reserved</b> .....	195
LRS 11	<input type="checkbox"/>	Employment Practices .....	196
LRS 12	<input type="checkbox"/>	Wages of Employees on Public Works .....	198
LRS 13	<input type="checkbox"/>	Selection of Labor .....	200
LRS 14	<input type="checkbox"/>	Paving Brick and Concrete Paver Pavements and Sidewalks .....	201
LRS 15	<input type="checkbox"/>	Partial Payments .....	204
LRS 16	<input type="checkbox"/>	Protests on Local Lettings .....	205
LRS 17	<input type="checkbox"/>	Substance Abuse Prevention Program .....	206
LRS 18	<input type="checkbox"/>	Multigrade Cold Mix Asphalt .....	207
LRS 19	<input type="checkbox"/>	Reflective Crack Control Treatment .....	208

**INDEX OF SPECIAL PROVISIONS**

LOCATION OF PROJECT .....	1
PROJECT DESCRIPTION.....	1
STATUS OF UTILITIES (D-1) .....	2
SUPPLEMENTAL WATERING .....	5
FAILURE TO COMPLETE PLANT CARE AND ESTABLISHMENT WORK ON TIME .....	7
PORTLAND CEMENT CONCRETE SIDEWALK 5 INCH (SPECIAL) .....	8
DETECTABLE WARNINGS.....	9
FRAMES AND LIDS, TYPE 1, OPEN LID .....	11
FRAMES AND LIDS, TYPE 1, CLOSED LID.....	11
REMOVAL AND DISPOSAL OF REGULATED SUBSTANCES .....	12
HOT-MIX ASPHALT DRIVEWAY PAVEMENT, 3" .....	13
FRAMES AND LIDS TO BE ADJUSTED (SPECIAL) .....	14
CONSTRUCTION LAYOUT.....	15
DRAINAGE & UTILITY STRUCTURES TO BE ADJUSTED .....	18
DRAINAGE STRUCTURES TO BE RECONSTRUCTED .....	19
TEMPORARY INFORMATION SIGNING .....	21
(D-1) ADJUSTMENTS AND RECONSTRUCTIONS .....	23
(D-1) DRAINAGE AND INLET PROTECTION UNDER TRAFFIC .....	25
(D-1) FRICTION AGGREGATE .....	27
(D-1) HOT-MIX ASPHALT – MIXTURE DESIGN VERIFICATION AND PRODUCTION.....	31
HOT-MIX ASPHALT BINDER AND SURFACE COURSE (D1) .....	33
(D-1) MAINTENANCE OF ROADWAYS.....	41
(D-1) PUBLIC CONVENIENCE AND SAFETY .....	42
(D-1) TRAFFIC CONTROL PLAN.....	43
AVAILABLE REPORTS .....	44
LR 107-4 .....	45
LR1030-2 .....	46
 LPC 663 Certification & Report .....	 48

## BDE SPECIAL PROVISIONS

The following special provisions indicated by an "X" are applicable to this contract. An \* indicates a new or revised special provision for the letting.

<u>File Name</u>	<u>Pg.</u>	<u>Special Provision Title</u>	<u>Effective</u>	<u>Revised</u>
80099		<input type="checkbox"/> Accessible Pedestrian Signals (APS)	April 1, 2003	Jan. 1, 2022
80274	66	<input checked="" type="checkbox"/> Aggregate Subgrade Improvement	April 1, 2012	April 1, 2022
80192		<input type="checkbox"/> Automated Flagger Assistance Device	Jan. 1, 2008	April 1, 2023
80173	69	<input checked="" type="checkbox"/> Bituminous Materials Cost Adjustments	Nov. 2, 2006	Aug. 1, 2017
80426		<input type="checkbox"/> Bituminous Surface Treatment with Fog Seal	Jan. 1, 2020	Jan. 1, 2022
80241		<input type="checkbox"/> Bridge Demolition Debris	July 1, 2009	
50531		<input type="checkbox"/> Building Removal	Sept. 1, 1990	Aug. 1, 2022
50261		<input type="checkbox"/> Building Removal with Asbestos Abatement	Sept. 1, 1990	Aug. 1, 2022
80460	71	<input checked="" type="checkbox"/> Cement, Finely Divided Minerals, Admixtures, Concrete, and Mortar	Jan. 1, 2025	
80384	82	<input checked="" type="checkbox"/> Compensable Delay Costs	June 2, 2017	April 1, 2019
80198		<input type="checkbox"/> Completion Date (via calendar days)	April 1, 2008	
80199		<input type="checkbox"/> Completion Date (via calendar days) Plus Working Days	April 1, 2008	
80461		<input type="checkbox"/> Concrete Barrier	Jan. 1, 2025	
80453		<input type="checkbox"/> Concrete Sealer	Nov. 1, 2023	
80261	86	<input checked="" type="checkbox"/> Construction Air Quality – Diesel Retrofit	June 1, 2010	Jan. 1, 2025
* 80029	88	<input checked="" type="checkbox"/> Disadvantaged Business Enterprise Participation	Sept. 1, 2000	Jan. 2, 2025
80229		<input type="checkbox"/> Fuel Cost Adjustment	April 1, 2009	Aug. 1, 2017
80452		<input type="checkbox"/> Full Lane Sealant Waterproofing System	Nov. 1, 2023	
80447		<input type="checkbox"/> Grading and Shaping Ditches	Jan 1, 2023	
80433		<input type="checkbox"/> Green Preformed Thermoplastic Pavement Markings	Jan. 1, 2021	Jan. 1, 2022
80456		<input type="checkbox"/> Hot-Mix Asphalt	Jan. 1, 2024	Jan. 1, 2025
80446		<input type="checkbox"/> Hot-Mix Asphalt – Longitudinal Joint Sealant	Nov. 1, 2022	Aug. 1, 2023
80438		<input type="checkbox"/> Illinois Works Apprenticeship Initiative – State Funded Contracts	June 2, 2021	April 2, 2024
80450		<input type="checkbox"/> Mechanically Stabilized Earth Retaining Walls	Aug. 1, 2023	
* 80464	91	<input checked="" type="checkbox"/> Pavement Marking Inspection	April 1, 2025	
80441	92	<input checked="" type="checkbox"/> Performance Graded Asphalt Binder	Jan 1, 2023	
80459		<input type="checkbox"/> Preformed Plastic Pavement Marking	June 2, 2024	
34261		<input type="checkbox"/> Railroad Protective Liability Insurance	Dec. 1, 1986	Jan. 1, 2022
80455	97	<input checked="" type="checkbox"/> Removal and Disposal of Regulated Substances	Jan. 1, 2024	April 1, 2024
80445		<input type="checkbox"/> Seeding	Nov. 1, 2022	
80457	99	<input checked="" type="checkbox"/> Short Term and Temporary Pavement Markings	April 1, 2024	April 2, 2024
* 80462		<input type="checkbox"/> Sign Panels and Appurtenances	Jan. 1, 2025	April 1, 2025
80448	103	<input checked="" type="checkbox"/> Source of Supply and Quality Requirements	Jan. 2, 2023	
80340		<input type="checkbox"/> Speed Display Trailer	April 2, 2014	Jan. 1, 2022
80127		<input type="checkbox"/> Steel Cost Adjustment	April 2, 2004	Jan. 1, 2022
80397	104	<input checked="" type="checkbox"/> Subcontractor and DBE Payment Reporting	April 2, 2018	
80391	105	<input checked="" type="checkbox"/> Subcontractor Mobilization Payments	Nov. 2, 2017	April 1, 2019
* 80463	106	<input checked="" type="checkbox"/> Submission of Bidders List Information	Jan. 2, 2025	Mar. 2, 2025
80437	107	<input checked="" type="checkbox"/> Submission of Payroll Records	April 1, 2021	Nov. 2, 2023
80435		<input type="checkbox"/> Surface Testing of Pavements – IRI	Jan. 1, 2021	Jan. 1, 2023
* 80465	109	<input checked="" type="checkbox"/> Surveying Services	April 1, 2025	
* 80466		<input type="checkbox"/> Temporary Rumble Strips	April 1, 2025	
20338		<input type="checkbox"/> Training Special Provisions	Oct. 15, 1975	Sept. 2, 2021
80429		<input type="checkbox"/> Ultra-Thin Bonded Wearing Course	April 1, 2020	Jan. 1, 2022
80439	110	<input checked="" type="checkbox"/> Vehicle and Equipment Warning Lights	Nov. 1, 2021	Nov. 1, 2022
80458		<input type="checkbox"/> Waterproofing Membrane System	Aug. 1, 2024	
* 80302	111	<input checked="" type="checkbox"/> Weekly DBE Trucking Reports	June 2, 2012	Jan. 2, 2025
80454		<input type="checkbox"/> Wood Sign Support	Nov. 1, 2023	
80427	112	<input checked="" type="checkbox"/> Work Zone Traffic Control Devices	Mar. 2, 2020	Jan. 1, 2025
80071	114	<input type="checkbox"/> Working Days	Jan. 1, 2002	

**STATE OF ILLINOIS**  
**SPECIAL PROVISIONS**

The following Special Provisions supplement the "Standard Specifications for Road and Bridge Construction", adopted January 1, 2022 (hereinafter referred to as the "Standard Specifications"); the latest edition of the "Illinois Manual on Uniform Traffic Control Devices for Streets and Highways" and the "Manual of Test Procedure of Materials" in effect on the date of invitation for bids; and the "Supplemental Specifications and Recurring Special Provisions", adopted January 1, 2025 and as indicated on the Check Sheet included herein which apply to and govern the construction of: Galilee Ave. (FAU 2740), Section No. 22-00094-00-RS, Job No. C-91-230-23, Contract No. 61L32, in the City of Zion, Lake County, Illinois and in case of conflict with any part or parts of said specifications, said special provisions shall take precedent and shall govern.

Route: FAU 2740 (Galilee Ave.)  
Section: 22-00094-00-RS  
Lake County  
Contract No: 61L32

**LOCATION OF PROJECT**

This improvement is located along Galilee Avenue (FAU 2740) from 21<sup>st</sup> Street (FAU 1202) to 33<sup>rd</sup> Street (FAU 1208). The gross length is 7,816.44 LF (1.48 MI) and net length is 7,744.44 LF (1.47 MI). The project is located within the City of Zion, Lake County, Illinois.

**PROJECT DESCRIPTION**

The work consists of 2" HMA surface removal and resurfacing with 1.5" HMA Surface Course and 0.75" Polymerized HMA Binder Course, Class D Patching (Type I-IV) – 6", structure adjustments, structure reconstructions, combination concrete curb and gutter removal and replacement (spot repairs), PCC sidewalk removal and replacement (spot repairs), detectable warnings (ADA accessibility), driveway removal and replacement, pavement markings, frames and lids (open and closed), non-special waste disposal, any necessary restoration, and all incidental and collateral work necessary to complete the project shown on the plans and described in the special provision herein.

## **STATUS OF UTILITIES (D-1)**

Effective: June 1, 2016

Revised: January 1, 2020

Utility companies and/or municipal owners located within the construction limits of this project have provided the following information regarding their facilities and the proposed improvements. The tables below contain a description of specific conflicts to be resolved and/or facilities which will require some action on the part of the Department's contractor to proceed with work. Each table entry includes an identification of the action necessary and, if applicable, the estimated duration required for the resolution.

## **UTILITIES TO BE ADJUSTED**

Conflicts noted below have been identified by following the suggested staging plan included in the contract. The company has been notified of all conflicts and will be required to obtain the necessary permits to complete their work; in some instances, resolution will be a function of the construction staging. The responsible agency must relocate, or complete new installations as noted below; this work has been deemed necessary to be complete for the Department's contractor to then work in the stage under which the item has been listed.

No conflicts anticipated. If something changes, contractor will be notified prior to work beginning.

**Pre-Stage: N/A Days Total Installation**

**Stage 1: N/A Days Total Installation**

**Stage 2: N/A Days Total Installation**

The following contact information is what was used during the preparation of the plans as provided by the Agency/Company responsible for resolution of the conflict.

## **UTILITIES TO BE WATCHED AND PROTECTED**

The areas of concern noted below have been identified by following the suggested staging plan included for the contract. The information provided is not a comprehensive list of all remaining utilities, but those which during coordination were identified as ones which might require the Department's contractor to take into consideration when making the determination of the means and methods that would be required to construct the proposed improvement. In some instances, the contractor will be responsible to notify the owner in advance of the work to take place so necessary staffing on the owner's part can be secured.

**No facilities requiring extra consideration**

The following contact information is what was used during the preparation of the plans as provided by the owner of the facility.

Agency/Company Responsible to Resolve Conflict	Name of contact	Address	Phone	e-mail address
AT&T (Distribution)	Jamel McGinnis	1000 Commerce Dr., Floor 1 Oak Brook, IL 60523	630-573-6464	g11629@ATT.COM
Village of Beach Park	Adrian Marquez	Electronic Submittals	847-246-6062	Adrian.marquez@villageofbeachpark.com
Comcast	Martha Gieras	688 Industrial Drive Elmhurst, IL 60126	630-600-6352	martha.gieras@cable.comcast.com
Commonwealth Edison	Lisa Argast	Electronic Submittals	630-576-7094	Plansubmittalsandmaprequests@exeloncorp.com
LCDOT	Shane Schneider	600 W. Winchester Rd., Libertyville, IL 60048	847-377-7400	Dot@lakecountyil.gov
MCI-Verizon Business	ASG Investigations Team	Electronic Submittals	n/a	Asg.investigationsteam@asginc.us
North Shore Gas	Jay Hammer	3001 Grand Avenue Waukegan, IL 60085	847-263-4678	utilitymaprequest@northshoregasdelivery.com

The above represents the best information available to the Department and is included for the convenience of the bidder. The days required for conflict resolution should be considered in the bid as this information has also been factored into the timeline identified for the project when setting the completion date. The applicable portions of the Standard Specifications for Road and Bridge Construction shall apply.

Estimated duration of time provided above for the first conflicts identified will begin on the date of the executed contract regardless of the status of the utility relocations. The

City of Zion  
Galilee Ave. (FAU 2740)  
Section No. 22-00094-00-RS  
Lake County

responsible agencies will be working toward resolving subsequent conflicts in conjunction with contractor activities in the number of days noted.

The estimated relocation duration must be part of the progress schedule submitted by the contractor. A utility kickoff meeting will be scheduled between the Department, the Department's contractor and the utility companies when necessary. The Department's contractor is responsible for contacting J.U.L.I.E. prior to all excavation work.

## **SUPPLEMENTAL WATERING**

This work will include watering sod at the rates specified and as directed by the Engineer.

Schedule: Watering will only begin after the successful completion of all period of establishment requirements. Water sod a minimum of twice a week. The Engineer may direct the Contractor to adjust the watering rate and frequency depending upon weather conditions.

Watering must be completed in a timely manner. When the Engineer directs the Contractor to do supplemental watering, the Contractor must begin the watering operation within 24 hours of notice. **The Contractor shall give an approximate time window of when they will begin at the work location to the Engineer. The Engineer shall be present during the watering operation.** A minimum of 10 units of water per day must be applied until the work is complete.

Should the Contractor fail to complete the work on a timely basis or within such extended times as may have been allowed by the Department, the Contractor shall be liable to the Department liquidated damages as outlined in the **“Failure to Complete Plant Care and Establishment Work on Time” special provision.**

In fixing the damages as set out herein, the desire is to establish a mode of calculation for the work since the Department's actual loss, in the event of delay, cannot be predetermined, would be difficult of ascertainment, and a matter of argument and unprofitable litigation. This said mode is an equitable rule for measurement of the Department's actual loss and fairly takes into account the loss of the trees if the watering is delayed. The Department shall not be required to provide any actual loss in order to recover these liquidated damages provided herein, as said damages are very difficult to ascertain. Furthermore, no provision of this clause shall be construed as a penalty, as such is not the intention of the parties.

A calendar day is every day shown on the calendar and starts at 12:00 midnight and ends at the following 12:00 midnight, twenty-four hours later.

Source of Water: The Contractor shall notify the Engineer of the source of water used and provide written certification that the water does not contain chemicals harmful to plant growth.

Rate of Application: The normal rates of application for watering are as follows. The Engineer will adjust these rates as needed depending upon weather conditions.

27 gallons per square yard for Sodded Areas



Method of Application: Watering of plants in beds shall be applied in such a manner that all plant holes are uniformly saturated without allowing the water flow beyond the periphery of the bed. Water shall slowly infiltrate into soil and completely soak the root zone. The Contractor must supply metering equipment as needed to assure the specified application rate of water.

Method of Measurement: Supplemental watering will be measured in units of 1000 gallons of water applied as directed.

Basis of Payment: This work will be paid for at the contract unit price per unit of SUPPLEMENTAL WATERING, measured as specified. Payment will include the cost of all water, equipment and labor needed to complete the work specified herein and to the satisfaction of the Engineer.

**FAILURE TO COMPLETE PLANT CARE AND ESTABLISHMENT WORK ON TIME**

Should the Contractor fail to complete the plant care and/or supplemental watering work as per the standard specifications or within 36 hours notification from the Engineer, or within such extended times as may have been allowed by the Department, the Contractor shall be liable to the Department in the amount of:

- \$50.00 per tree/per day
- \$40.00 per large shrub/per day
- \$35.00 per small shrub/per day
- \$20.00 per vine/per day
- \$20.00 per perennial/per day
- \$20.00 per sq yd sod/per day

not as penalty but as liquidated damages, for each calendar day or a portion thereof of overrun in the contract time or such extended time as may have been allowed.

In fixing the damages as set out herein, the desire is to establish a mode of calculation for the work since the Department's actual loss, in the event of delay, cannot be predetermined, would be difficult of ascertainment, and a matter of argument and unprofitable litigation. This said mode is an equitable rule for measurement of the Department's actual loss and fairly takes into account the loss of the tree(s) if the watering or plant care is delayed. The Department shall not be required to provide any actual loss in order to recover these liquidated damages provided herein, as said damages are very difficult to ascertain. Furthermore, no provision of this clause shall be construed as a penalty, as such is not the intention of the parties.

A calendar day is every day shown on the calendar and starts at 12:00 midnight and ends at the following 12:00 midnight, twenty-four hours later.

**PORTLAND CEMENT CONCRETE SIDEWALK 5 INCH (SPECIAL)**

This work shall conform to Sections 424 and 440 of the Standard Specifications. Expansion joints shall be used wherever the new concrete abuts existing concrete. The limits of all sidewalk removal shall be saw cut. Areas and locations of all sidewalk removal and replacement will be marked on the plans. Replacement will be with a P.C.C. sidewalk section 5" thick on a prepared granular subbase at least 4" thick. Sidewalks shall be 5" thick except at residential driveway locations, where it shall be 6" thick and at commercial driveway locations, where it shall be 8" thick. All excavation required to attain the minimum sidewalk section thickness required shall be included in the cost of this pay item.

Parkway restoration with a minimum of 24-inch width of Topsoil Furnish and Place, 4" and Sodding, Salt Tolerant shall be paid for separately under their respective pay items. Any disturbance beyond 24 inches shall be restored with topsoil and sod at no cost to the Owner.

This item shall be paid for at the contract unit price per square foot of PORTLAND CEMENT CONCRETE SIDEWALK 5 INCH (SPECIAL), measured in place including all saw cutting, expansion and contraction joints, and finishing. All full depth saw-cutting and granular subbase, as required, will be included in this item. Restoration which consists of Topsoil Furnish and Place, 4" and Sodding, Salt Tolerant shall be paid for separately under their respective pay items.

## **DETECTABLE WARNINGS**

**Description.** This work shall consist of installing detectable warnings at locations shown on the plans or as directed by the ENGINEER.

**Materials.** The CONTRACTOR shall install Cast Iron Detectable Warning Panels colored Brick Red. The detectable warning shall be installed in accordance with the manufacturer's recommendations and as shown on the plans and details or as required by the ENGINEER.

### **Construction Requirements.**

Articles 424.08 – 424.12 of the Standard Specifications shall be replaced with the following:

424.08 Curb Ramps. Curb ramps shall be constructed according to the Americans with Disabilities Act Accessibility Guidelines (ADAAG), the Illinois Accessibility Code, Public Right-Of-Way Accessibility Guidelines (PROWAG), and as shown on the plans. Curb ramps shall be constructed to the same thickness as the adjacent sidewalk with a minimum thickness of 100 mm (5 in.).

424.09 Detectable Warnings. The detectable warning shall be installed during the construction of the PCC sidewalk. The top of the plate shall be flush with the surface of the sidewalk. All PCC sidewalk and aggregate subbase installed below the detectable warning shall be considered included in the cost of DETECTABLE WARNINGS. The detectable warning shall be installed according to the manufacturer's specifications.

The detectable warnings shall be installed at curb ramps, medians and pedestrian refuge islands, at-grade railroad crossings, transit platform edges, and other locations where pedestrians are required to cross a hazardous vehicular way. Detectable warnings shall also be installed at alleys and commercial entrances when permanent traffic control devices are present. The installation shall be an integral part of the walking surface and only the actual domes shall project above the walking surface. The product or method used for installing detectable warnings shall come with the following documents which shall be given to the ENGINEER prior to use.

- (a) Manufacturer's certification stating the product is fully compliant with the ADAAG.
- (b) Manufacturer's five year warranty.
- (c) Manufacturer's specifications stating the required materials, equipment, and installation procedures.

Products that are colored shall be colored their entire thickness.

The materials, equipment, and installation procedures used shall be according to the manufacturer's specifications.

**424.12 Method of Measurement.** This work will be measured for payment in place and the area computed in square feet. Curb ramps will be measured for payment as sidewalk. No deduction will be made for detectable warnings located within the ramp.

Detectable warnings will be measured for payment in place and the area computed in square feet.

Earth excavation will be measured for payment according to Article 202.07 and shall be included in the cost of this item.

**424.13 Basis of Payment.** Detectable warnings will be paid for at the contract unit price per square foot for DETECTABLE WARNINGS.

**FRAMES AND LIDS, TYPE 1, OPEN LID**  
**FRAMES AND LIDS, TYPE 1, CLOSED LID**

Description. This work shall consist of furnishing and installing Type 1 frames and lids on structures as shown on the plans and as directed by the City. This work shall be in accordance with Sections 602 and 604 of the Standard Specifications except as noted herein.

All closed lids shall have the words "SANITARY", "STORM", "COMBINED", or "WATER" cast into them.

Frames with open lids shall be in accordance with Sections 602 and 604 of the Standard Specifications.

Method of Measurement and Basis of Payment. This work will be paid for at the contract unit price per EACH for FRAMES AND LIDS, TYPE 1, of the specified lid type, which price shall include all labor, material, and equipment necessary to complete the work as specified herein.

The labor, material, and equipment necessary to adjust the structure and install the frame and lid shall be included in the cost of FRAMES AND LIDS, TYPE 1 and will not be paid for separately.

## **REMOVAL AND DISPOSAL OF REGULATED SUBSTANCES**

**Description.** This work shall consist of the removal and disposal of regulated substances according to Section 669 of the Standard Specifications as revised below.

**Contract Specific Sites.** The excavated soil and groundwater within the areas listed below shall be managed as either “uncontaminated soil”, hazardous waste, special waste, or non-special waste. For stationing, the lateral distance is measured from centerline and the farthest distance is the offset distance or construction limit, whichever is less.

**Soil Disposal Analysis.** When the waste material requires sampling for landfill disposal acceptance, the Contractor shall secure a written list of the specific analytical parameters and analytical methods required by the landfill. The Contractor shall collect and analyze the required number of samples for the parameters required by the landfill using the appropriate analytical procedures. A copy of the required parameters and analytical methods (from landfill email or on landfill letterhead) shall be provided as Attachment 4A of the BDE 2733 (Regulated Substances Final Construction Report). The price shall include all sampling materials and effort necessary for collection and management of the samples, including transportation of samples from the job site to the laboratory. The Contractor shall be responsible for determining the specific disposal facilities to be utilized; and collect and analyze any samples required for disposal facility acceptance using a NELAP certified analytical laboratory registered with the State of Illinois.

### **North of Galilee Ave & 23<sup>rd</sup> St intersection, City of Zion, Lake County**

- *Station 78+95 to Station 79+05 (CL Street). All excavation planned between the aforementioned stations north of the Galilee Ave & 23<sup>rd</sup> Street intersection. The Engineer has determined this material meets the criteria of and shall be managed in accordance with Article 669.05(b)(1). Potential contaminants of concern sampling parameters: pH outside acceptable range (9.1>9.0), see report.*

### **Work Zones**

Three distinct OSHA HAZWOPER work zones (exclusion, decontamination, and support) shall apply to projects adjacent to or within sites with documented leaking underground storage tank (LUST) incidents, or sites under management in accordance with the requirements of the Site Remediation Program (SRP), Resource Conservation and Recovery Act (RCRA), or Comprehensive Environmental Response, Compensation and Liability Act (CERCLA), or as deemed necessary. For this project, the work zones apply for the following ISGS PESA Sites: **None**

**HOT-MIX ASPHALT DRIVEWAY PAVEMENT, 3"**

**Description.** This work shall consist of the replacement of the existing driveway pavement.

**Construction Requirements.** The CONTRACTOR shall excavate all material necessary to build the proposed driveway and proposed subbase in accordance with Section 202 and section 1004 of the STANDARD SPECIFICATIONS. Excavation of existing subbase shall be included in the cost of this item.

Hot-Mix Asphalt Driveways. The proposed subbase shall be subbase granular material, Type B with an CA-10 gradation and minimum thickness of 6" in accordance with Section 311 of the STANDARD SPECIFICATIONS.

**3 INCH DRIVEWAY:** The HMA driveway shall be in accordance with Section 406 and shall be HMA Surface Course, Mix D, N50 with a thickness of 3".

Any existing pavement removed adjacent to the new driveway shall be replaced in-kind at no additional cost to the DEPARTMENT.

The CONTRACTOR shall machine-saw a perpendicular clean joint between that portion of the driveway to be removed and that which is to remain in place. If the CONTRACTOR removes or damages the existing driveway outside the limits designated by the ENGINEER for removal and replacement, he/she will be required to remove and replace that portion at his/her own expense to the satisfaction of the ENGINEER.

**Method of Measurement.** Any excavation of subbase, EARTH EXCAVATION, and SUBBASE GRANULAR MATERIAL, TYPE B replacement shall be included in the payment for HOT-MIX ASPHALT DRIVEWAY PAVEMENT, 3".

**Basis of Payment.** This work will be paid at for at the contract unit price per square yard for HOT-MIX ASPHALT DRIVEWAY PAVEMENT, 3".



**FRAMES AND LIDS TO BE ADJUSTED (SPECIAL)**

**Description.** This work shall be performed in accordance with Sections 602 and 603 of the Standard Specifications and sheet BD-08 of the District One Details with the following alterations:

These items of work shall be performed as directed by the Engineer in conformance with applicable provisions of Sections 353, 406, 602 and 603 of the "Standard Specifications for Road and Bridge Construction". This work shall be completed in accordance with the Details for Frames and Lids Adjustment with Milling (BD-8) in the Plans, and shall include the following:

Stage I (Before Pavement Milling or Removal)

- A. Remove pavement from around the structure.
- B. Remove the existing frame and lid from the structure.
- C. Cover the structure opening with a 36" diameter metal plate.
- D. Backfill with crushed stone and a minimum 1½" thick bituminous material approved by the Engineer.

Stage II (After Pavement Milling or Removal/Binder)

- A. Remove the bituminous material and crushed stone.
- B. Install the frame and lid; adjust the frame to its final surface elevation.
- C. The surrounding space shall be filled with Class PP-2 concrete to the elevation of the surface of the existing base course.

Drainage and utility structures shall be understood to include catch basins, manholes, inlets, and valve vaults which lie within the bituminous roadway.

Each structure adjustment shall be limited to two adjustment rings. All rings on all FRAMES AND LIDS TO BE ADJUSTED (SPECIAL) shall be preformed rubber. The CONTRACTOR shall place a continuous strip 3/8" thick of polyurethane sealer/adhesive between the PCC structure and the bottom of the rubber ring. The CONTRACTOR shall also place a continuous strip 3/8" thick of polyurethane sealer/adhesive between the top of the rubber ring and the bottom of the frame.

Hydraulic cement shall be used in the adjustment of said structure to seal the outside of the adjustment rings and under the frame.

A Type 1 frame, open lid shall be replaced on structures as directed by the engineer in the field.

**Basis of Payment.** This work shall be paid for at the contract unit price per EACH for FRAMES AND LIDS TO BE ADJUSTED (SPECIAL), which price shall include all labor, material and equipment required to complete the work as specified.

## **CONSTRUCTION LAYOUT**

The CONTRACTOR shall be required to furnish and place construction layout stakes for this project. The ENGINEER will provide adequate reference points to the centerline of survey and benchmarks as shown in the plans and listed herein. Any additional control points set by the ENGINEER will be identified in the field to the CONTRACTOR and all field notes will be kept in the office of the ENGINEER.

The CONTRACTOR shall provide field forces, equipment and material to set all additional stakes for this project, which are needed to establish offset stakes, reference points, and any other horizontal or vertical controls, including supplementary benchmarks, necessary to secure a correct layout of the work. Stakes for line and grade of pavement and/or curb shall be set at sufficient station intervals (not to exceed 15 m (50 ft.)) to assure substantial conformance to plan line and grade. The CONTRACTOR will not be required to set additional stakes to locate a utility line which is not included as a pay item in the contract nor to determine property lines between private properties.

The CONTRACTOR shall be responsible for having the finished work substantially conform to the lines, grades, elevations and dimensions called for in the plans. Any inspection of checking of the CONTRACTOR'S layout by the ENGINEER and the acceptance of all or any part of it shall not relieve the CONTRACTOR of his/her responsibility to secure the proper dimension, grades and elevations of the several parts of the work. The CONTRACTOR shall exercise care in the preservation of stakes and benchmarks and shall have them reset at his/her expense when any are damaged, lost, displaced or removed or otherwise obliterated.

### **Responsibility of the ENGINEER**

- a. The ENGINEER will locate and reference the control points for the project.

Locating and referencing the centerline of survey will consist of establishing and referencing the control points shown on the plans.

- b. Benchmarks will be established along the project outside of the construction lines not exceeding 300 m (1,000 ft.) intervals horizontally and 6 m (20 ft.) Vertically.

- c. Stakes set for (a) and (b) above will be identified in the field to the CONTRACTOR.

- d. The ENGINEER will make random checks of the CONTRACTOR'S staking to determine if the work is in substantial conformance with the plans. Where the CONTRACTOR'S work will tie into work that is being or will be done by others, checks will be made to determine if the work is in conformance with the proposed overall grade and horizontal alignment.

- e. The ENGINEER will set all stakes for utility adjustment for building fences along the right of way line by parties other than the CONTRACTOR.
- f. The ENGINEER will make all arrangements and take all cross sections from which the various pay items are to be measured.
- g. Where the CONTRACTOR, in setting construction stakes, discovers discrepancies, the ENGINEER will check to determine their nature and make whatever revisions are necessary in the plans, including the recross sectioning of the area involved. Any additional restaking required by the ENGINEER will be the responsibility of the CONTRACTOR. The additional restaking done by the CONTRACTOR will be paid for in accordance with 109.04 of the STANDARD SPECIFICATIONS.
- h. The ENGINEER will accept responsibility for the accuracy of the initial control points as provided herein.
- i. It is not the responsibility of the ENGINEER, except as provided herein, to check the correctness of the CONTRACTOR'S stakes; however, any errors that are apparent will be immediately called to the Contractor's attention and s(he) shall be required to make the necessary correction before the stakes are used for construction purposes.
- j. Where the plan quantities for excavation are to be used as the final pay quantities, the ENGINEER will make sufficient checks to determine if the work has been completed in substantial conformance with the plan cross sections.

#### Responsibility of the CONTRACTOR

- a. The CONTRACTOR shall establish from the given survey points and benchmarks all the control points necessary to construct the individual project elements. S(he) shall provide the ENGINEER adequate control in close proximity to each individual element to allow adequate checking of construction operations. This includes, but is not limited to, line and grade stakes, line and grade nails in form work, and/or filed or etched marks in substantially completed construction work.

It is the CONTRACTOR'S responsibility to tie in centerline control points in order to preserve them during construction operations.

At the completion of the grading operations, the CONTRACTOR will be required to set stakes at 30 m (100 ft.) station intervals along each profile grade line. These stakes will be used for final cross sectioning by the ENGINEER.

- c. All work shall be in accordance with normally accepted self-checking surveying practices. Field notes shall be kept in standard survey field notebooks and those books

shall become the property of the ENGINEER at the completion of the project. All notes shall be neat, orderly and in accepted form.

d. For highway structure staking, the CONTRACTOR shall use diligent care and appropriate accuracy. Points shall be positioned to allow reuse throughout the construction accuracy. Prior to the beginning of construction activities, all structure centerlines and pier lines are to be established by the CONTRACTOR and checked by the engineer. The CONTRACTOR shall provide a detailed structure layout showing span dimensions, staking lines and offset distances.

Measurement and Payment: This work will be paid at for at the contract unit price per LSUM for CONSTRUCTION LAYOUT.

### **DRAINAGE & UTILITY STRUCTURES TO BE ADJUSTED**

**Description.** These items of work shall be performed as directed by the Engineer in conformance with applicable provisions of Sections 602 and 603 of the "Standard Specifications for Road and Bridge Construction". The word STRUCTURE shall be understood to mean catch basin, storm and sanitary manholes, inlet, valve vault, valve box, service box and meter vault inclusive. Class SI Concrete must be used to fill the void around the adjusted structure if in pavement.

All structures shall receive a new chimney seal from the CITY's preferred manufacturer. The chimney seal shall capture 4" of frame, all rings, and 4" of barrel section. All structures in the roadway and parkway shall be set in place with Butyl Rubber Joint Sealants from the CITY's preferred manufacturer. All flat top structures shall have a 4" cast ring, which shall included in the cost of DRAINAGE & UTILITY STRUCTURES TO BE ADJUSTED if structure is existing or in the cost of the specified proposed structure for new structures). The outside of all structures to be adjusted shall be coated with a waterproofing membrane and any sanitary manholes shall receive an internal chimney seal in accordance with ASTM C-923.

Prior to applying an external joint coupler from the CITY's preferred manufacturer, CONTRACTOR shall spray Silaprene Web Adhesive along the joint and unroll eternal joint coupler to the sprayed area, which shall be included in the cost of DRAINAGE & UTILITY STRUCTURES TO BE ADJUSTED.

As part of this work, all existing pipe connections shall be mortared with Class SI Concrete.

### **Basis of Payment.**

This work will be measured and paid for at the contract unit price per EACH for DRAINAGE & UTILITY STRUCTURES TO BE ADJUSTED, which price shall include all labor, materials and equipment necessary to complete the work as specified herein.

## **DRAINAGE STRUCTURES TO BE RECONSTRUCTED**

**Description:** All catch basins and manholes shall be provided with flexible rubber boots for all pipes to ensure a watertight seal between the pipe and catch basin or manhole. The flexible rubber boots shall conform to ASTM Specification C-923. Each boot shall be included in the cost of this pay item and will not be paid for separately. This work shall also consist of repairing and re-mortaring drainage structures as required to rehabilitate the structures. These items of work shall be performed as directed by the ENGINEER. The word STRUCTURES shall be understood to mean catch basins, inlets, manholes, or valve vaults inclusive. This work shall be in accordance with Sections 503, 602, and 603 of the Standard Specifications.

Connections to the existing sewer shall be made using (non-shear) flexible couplings with stainless steel shear rings. Couplings and pipe shall be included in the cost of this pay item and will not be paid for separately.

This item shall consist of re-mortaring/tuckpointing all sewer pipe entry points and installation of a new precast cone section or precast concrete flat slab top in accordance with standard drawing 602601. Concrete flat slab tops shall only be used where a cone cannot be installed due to lack of clearance. The CONTRACTOR shall be responsible for verifying size, inverts, and locations of existing sewers to be connected to the proposed cone.

The space between the sides of the excavation and the outer surfaces of the catch basin, manhole, inlet or valve vault shall be backfilled with coarse aggregate in accordance with Section 603 of the Standard Specifications for Road and Bridge Construction.

Removing frames and lids on reconstructed structures will not be paid separately, but shall be included in the cost of DRAINAGE STRUCTURES TO BE RECONSTRUCTED.

For structure rehabilitation, the structure shall be cleaned of debris and cracked and/or broken mortar shall be removed. If there is flow in the structure, inlet pipes must be plugged temporarily, and water pumped out to perform the work. The CONTRACTOR shall repair and re-mortar around pipes; joints between blocks, sections, and rings; and under the frame as required to rehabilitate the structure. As part of the unit price for this work, each structure to be rehabilitated shall also be cleaned. The locations of structure rehabilitation shall be directed by the ENGINEER in the field. This work shall be considered as included in the unit price bid per EACH for DRAINAGE STRUCTURES TO BE RECONSTRUCTED.

City of Zion  
Galilee Ave. (FAU 2740)  
Section No. 22-00094-00-RS  
Lake County

**Method of Measurement and Basis of Payment:** This work shall be measured and paid for at the contract unit price per EACH for DRAINAGE STRUCTURES TO BE RECONSTRUCTED, which price shall include all labor, materials, and equipment necessary to complete this work as specified herein.

## **TEMPORARY INFORMATION SIGNING**

Effective: November 13, 1996

Revised: January 29, 2020

### **Description.**

This work shall consist of furnishing, installing, maintaining, relocating for various states of construction and eventually removing temporary informational signs. Included in this item may be ground mount signs, skid mount signs, truss mount signs, bridge mount signs, and overlay sign panels which cover portions of existing signs.

### **Materials.**

Materials shall be according to the following Articles of Section 1000 - Materials:

	<b><u>Item</u></b>	<b><u>Article/Section</u></b>
a.)	Sign Base (Note 1)	1090
b.)	Sign Face (Note 2)	1091
c.)	Sign Legends	1091
d.)	Sign Supports	1093
e.)	Overlay Panels (Note 3)	1090.02

Note 1. The Contractor may use 5/8 inch (16 mm) instead of 3/4 inch (19 mm) thick plywood.

Note 2. The sign face material shall be in accordance with the Department's Fabrication of Highway Signs Policy.

Note 3. The overlay panels shall be 0.08 inch (2 mm) thick.

## **GENERAL CONSTRUCTION REQUIREMENTS**

### **Installation.**

The sign sizes and legend sizes shall be verified by the Contractor prior to fabrication.

Signs which are placed along the roadway and/or within the construction zone shall be installed according to the requirements of Article 701.14 and Article 720.04. The signs shall be 7 ft (2.1 m) above the near edge of the pavement and shall be a minimum of 2 ft (600 mm) beyond the edge of the paved shoulder. A minimum of two (2) posts shall be used.

The attachment of temporary signs to existing bridges, sign structures or sign panels shall be approved by the Engineer. Any damage to the existing signs and/or structures due to the Contractor's operations shall be repaired or signs replaced, as determined by the Engineer, at the Contractor's expense.

### **Method of Measurement.**



This work shall be measured for payment in square feet (square meters) edge to edge (horizontally and vertically).

All hardware, posts or skids, supports, bases for ground mounted signs, connections, which are required for mounting these signs will be included as part of this pay item.

Basis Of Payment.

This work shall be paid for at the contract unit price per square foot (square meter) for TEMPORARY INFORMATION SIGNING.

## **(D-1) ADJUSTMENTS AND RECONSTRUCTIONS**

Effective: March 15, 2011  
Revised: October 1, 2021

Revise the first paragraph of Article 602.04 to read:

**“602.04 Concrete.** Cast-in-place concrete for structures shall be constructed of Class SI concrete according to the applicable portions of Section 503. Cast-in-place concrete for pavement patching around adjustments and reconstructions shall be constructed of Class PP-2 concrete, unless otherwise noted in the plans, according to the applicable portions of Section 1020.”

Revise the third, fourth and fifth sentences of the second paragraph of Article 602.11(c) to read:

“Castings shall be set to the finished pavement elevation so that no subsequent adjustment will be necessary, and the space around the casting shall be filled with Class PP-2 concrete, unless otherwise noted in the plans, to the elevation of the surface of the base course or binder course. HMA surface or binder course material shall not be allowed. The pavement may be opened to traffic according to Article 701.17(e)(3)b.”

Revise Article 603.05 to read:

**“603.05 Replacement of Existing Flexible Pavement.** After the castings have been adjusted, the surrounding space shall be filled with Class PP-2 concrete, unless otherwise noted in the plans, to the elevation of the surface of the base course or binder course. HMA surface or binder course material shall not be allowed. The pavement may be opened to traffic according to Article 701.17(e)(3)b.”

Revise Article 603.06 to read:

**“603.06 Replacement of Existing Rigid Pavement.** After the castings have been adjusted, the pavement and HMA that was removed, shall be replaced with Class PP-2 concrete, unless otherwise noted in the plans, not less than 9 in. (225 mm) thick. The pavement may be opened to traffic according to Article 701.17(e)(3)b.

The surface of the Class PP concrete shall be constructed flush with the adjacent surface.”

Revise the first sentence of Article 603.07 to read:

**“603.07 Protection Under Traffic.** After the casting has been adjusted and the Class PP concrete has been placed, the work shall be protected by a barricade and two lights according to Article 701.17(e)(3)b.”

**(D-1) DRAINAGE AND INLET PROTECTION UNDER TRAFFIC**

Effective: April 1, 2011

Revised: April 2, 2011

Add the following to Article 603.02 of the Standard Specifications:

- “(i) Temporary Hot-Mix Asphalt (HMA) Ramp (Note 1) .....1030  
(j) Temporary Rubber Ramps (Note 2)

Note 1. The HMA shall have maximum aggregate size of 3/8 in. (95 mm).

Note 2. The rubber material shall be according to the following.

Property	Test Method	Requirement
Durometer Hardness, Shore A	ASTM D 2240	75 ±15
Tensile Strength, psi (kPa)	ASTM D 412	300 (2000) min
Elongation, percent	ASTM D 412	90 min
Specific Gravity	ASTM D 792	1.0 - 1.3
Brittleness, °F (°C)	ASTM D 746	-40 (-40)”

Revise Article 603.07 of the Standard Specifications to read:

**“603.07 Protection Under Traffic.** After the casting has been adjusted and the Class PP concrete has been placed, the work shall be protected by a barricade and two lights according to Article 701.17(e)(3)b.

When castings are under traffic before the final surfacing operation has been started, properly sized temporary ramps shall be placed around the drainage and/or utility castings according to the following methods.

- (a) Temporary Asphalt Ramps. Temporary hot-mix asphalt ramps shall be placed around the casting, flush with its surface and decreasing to a featheredge in a distance of 2 ft (600 mm) around the entire surface of the casting.
- (b) Temporary Rubber Ramps. Temporary rubber ramps shall only be used on roadways with permanent posted speeds of 40 mph or less and when the height of the casting to be protected meets the proper sizing requirements for the rubber ramps as shown below.

Dimension	Requirement
Inside Opening	Outside dimensions of casting + 1 in. (25 mm)
Thickness at inside edge	Height of casting $\pm$ 1/4 in. (6 mm)
Thickness at outside edge	1/4 in. (6 mm) max.
Width, measured from inside opening to outside edge	8 1/2 in. (215 mm) min

Placement shall be according to the manufacturer's specifications.

Temporary ramps for castings shall remain in place until surfacing operations are undertaken within the immediate area of the structure. Prior to placing the surface course, the temporary ramp shall be removed. Excess material shall be disposed of according to Article 202.03."

**(D-1) FRICTION AGGREGATE**

Effective: January 1, 2011  
Revised: December 1, 2021

**Revise Article 1004.03(a) of the Standard Specifications to read:**  
**“1004.03 Coarse Aggregate for Hot-Mix Asphalt (HMA).** The aggregate shall be according to Article 1004.01 and the following.

(a) Description. The coarse aggregate for HMA shall be according to the following table.

Use	Mixture	Aggregates Allowed
Class A	Seal or Cover	<u>Allowed Alone or in Combination</u> <sup>5/</sup> : Gravel Crushed Gravel Carbonate Crushed Stone Crystalline Crushed Stone Crushed Sandstone Crushed Slag (ACBF) Crushed Steel Slag Crushed Concrete
HMA Low ESAL	Stabilized Subbase or Shoulders	<u>Allowed Alone or in Combination</u> <sup>5/</sup> : Gravel Crushed Gravel Carbonate Crushed Stone Crystalline Crushed Stone Crushed Sandstone Crushed Slag (ACBF) Crushed Steel Slag <sup>1/</sup> Crushed Concrete
HMA High ESAL Low ESAL	Binder IL-19.0 or IL-19.0L  SMA Binder	<u>Allowed Alone or in Combination</u> <sup>5/ 6/</sup> : Crushed Gravel Carbonate Crushed Stone <sup>2/</sup> Crystalline Crushed Stone Crushed Sandstone Crushed Slag (ACBF) Crushed Concrete <sup>3/</sup>

Use	Mixture	Aggregates Allowed								
HMA High ESAL Low ESAL	C Surface and Binder IL-9.5 IL-9.5FG or IL-9.5L	<u>Allowed Alone or in Combination</u> <sup>5/</sup> : Crushed Gravel Carbonate Crushed Stone <sup>2/</sup> Crystalline Crushed Stone Crushed Sandstone Crushed Slag (ACBF) Crushed Steel Slag <sup>4/</sup> Crushed Concrete <sup>3/</sup>								
HMA High ESAL	D Surface and Binder IL-9.5 or IL-9.5FG	<u>Allowed Alone or in Combination</u> <sup>5/</sup> : Crushed Gravel Carbonate Crushed Stone (other than Limestone) <sup>2/</sup> Crystalline Crushed Stone Crushed Sandstone Crushed Slag (ACBF) Crushed Steel Slag <sup>4/</sup>								
		<u>Other Combinations Allowed:</u>								
		<table><tr><td><i>Up to...</i></td><td><i>With...</i></td></tr><tr><td>25% Limestone</td><td>Dolomite</td></tr><tr><td>50% Limestone</td><td>Any Mixture D aggregate other than Dolomite</td></tr><tr><td>75% Limestone</td><td>Crushed Slag (ACBF) or Crushed Sandstone</td></tr></table>	<i>Up to...</i>	<i>With...</i>	25% Limestone	Dolomite	50% Limestone	Any Mixture D aggregate other than Dolomite	75% Limestone	Crushed Slag (ACBF) or Crushed Sandstone
		<i>Up to...</i>	<i>With...</i>							
		25% Limestone	Dolomite							
		50% Limestone	Any Mixture D aggregate other than Dolomite							
75% Limestone	Crushed Slag (ACBF) or Crushed Sandstone									
HMA High ESAL	E Surface IL-9.5  SMA Ndesign 80 Surface	<u>Allowed Alone or in Combination</u> <sup>5/ 6/</sup> : Crushed Gravel Crystalline Crushed Stone Crushed Sandstone Crushed Slag (ACBF) Crushed Steel Slag  No Limestone.								
		<u>Other Combinations Allowed:</u>								

Use	Mixture	Aggregates Allowed	
		<i>Up to...</i>	<i>With...</i>
		50% Dolomite <sup>2/</sup>	Any Mixture E aggregate
		75% Dolomite <sup>2/</sup>	Crushed Sandstone, Crushed Slag (ACBF), Crushed Steel Slag, or Crystalline Crushed Stone
		75% Crushed Gravel <sup>2/</sup>	Crushed Sandstone, Crystalline Crushed Stone, Crushed Slag (ACBF), or Crushed Steel Slag
HMA High ESAL	F Surface IL-9.5  SMA Ndesign 80 Surface	<u>Allowed Alone or in Combination</u> <sup>5/ 6/</sup> :	
		Crystalline Crushed Stone Crushed Sandstone Crushed Slag (ACBF) Crushed Steel Slag No Limestone.	
		<u>Other Combinations Allowed:</u>	
		<i>Up to...</i>	<i>With...</i>
		50% Crushed Gravel <sup>2/</sup> or Dolomite <sup>2/</sup>	Crushed Sandstone, Crushed Slag (ACBF), Crushed Steel Slag, or Crystalline Crushed Stone



- 1/ Crushed steel slag allowed in shoulder surface only.
- 2/ Carbonate crushed stone (limestone) and/or crushed gravel shall not be used in SMA Ndesign 80.
- 3/ Crushed concrete will not be permitted in SMA mixes.
- 4/ Crushed steel slag shall not be used as binder.
- 5/ When combinations of aggregates are used, the blend percent measurements shall be by volume.”
- 6/ Combining different types of aggregate will not be permitted in SMA Ndesign 80.”

**(D-1) HOT-MIX ASPHALT – MIXTURE DESIGN VERIFICATION AND PRODUCTION**

Effective: January 1, 2019  
Revised: December 1, 2021

Add to Article 1030.05 (d)(3) of the Standard Specifications to read:

“ During mixture design, prepared samples shall be submitted to the District laboratory by the Contractor for verification testing. The required testing, and number and size of prepared samples submitted, shall be according to the following tables.

High ESAL – Required Samples for Verification Testing	
Mixture	Hamburg Wheel and I-FIT Testing <sup>1/ 2/</sup>
Binder	total of 3 - 160 mm tall bricks
Surface	total of 4 - 160 mm tall bricks

Low ESAL – Required Samples for Verification Testing	
Mixture	I-FIT Testing <sup>1/ 2/</sup>
Binder	1 - 160 mm tall brick
Surface	2 - 160 mm tall bricks

- 1/ The compacted gyratory bricks for Hamburg wheel and I-FIT testing shall be  $7.5 \pm 0.5$  percent air voids.
- 2/ If the Contractor does not possess the equipment to prepare the 160 mm tall brick(s), twice as many 115 mm tall compacted gyratory bricks will be acceptable.

Revise the fourth paragraph of Article 1030.10 of the Standard Specifications to read:

“When a test strip is not required, each HMA mixture shall still be sampled on the first day of production: I-FIT and Hamburg wheel testing for High ESAL; I-FIT testing for Low ESAL. Within two working days after sampling the mixture, the Contractor shall deliver gyratory cylinders to the District laboratory for Department verification testing. The High ESAL mixture test results shall meet the requirements of Articles 1030.05(d)(3) and 1030.05(d)(4). The Low ESAL mixture test results shall meet the requirements of Article 1030.05(d)(4). The required number and size of prepared samples submitted for the

Hamburg wheel and I-FIT testing shall be according to the "High ESAL - Required Samples for Verification Testing" table in Article 1030.05(d)(3) above."

Add the following to the end of Article 1030.10 of the Standard Specifications to read:

"Mixture sampled during first day of production shall include approximately 60 lb (27 kg) of additional material for the Department to conduct Hamburg wheel testing and approximately 80 lb (36 kg) of additional material for the Department to conduct I-FIT testing. Within two working days after sampling, the Contractor shall deliver prepared samples to the District laboratory for verification testing. The required number and size of prepared samples submitted for the Hamburg wheel and I-FIT testing shall be according to the "High ESAL - Required Samples for Verification Testing" table in Article 1030.05(d)(3) above."

**HOT-MIX ASPHALT BINDER AND SURFACE COURSE (D1)**

Effective: November 1, 2019

Revised: January 1, 2025

Revise Article 1004.03(c) to read:

“(c) Gradation. The coarse aggregate gradations shall be as listed in the following table.

Use	Size/Application	Gradation No.
Class A-1, A-2, & A-3	3/8 in. (10 mm) Seal	CA 16 or CA 20
Class A-1	1/2 in. (13 mm) Seal	CA 15
Class A-2 & A-3	Cover Coat	CA 14
HMA High ESAL	IL-19.0; Stabilized Subbase IL-19.0	CA 11 <sup>1/</sup>
	SMA 12.5 <sup>2/</sup>	CA 13 <sup>4/</sup> , CA 14, or CA 16
	SMA 9.5 <sup>2/</sup>	CA 13 <sup>3/4/</sup> or CA 16 <sup>3/</sup>
	IL-9.5	CA 16, CM 13 <sup>4/</sup>
	IL-9.5FG	CA 16
HMA Low ESAL	IL-19.0L	CA 11 <sup>1/</sup>
	IL-9.5L	CA 16

1/ CA 16 or CA 13 may be blended with the CA 11.

2/ The coarse aggregates used shall be capable of being combined with the fine aggregates and mineral filler to meet the approved mix design and the mix requirements noted herein.

3/ The specified coarse aggregate gradations may be blended.

4/ CA 13 shall be 100 percent passing the 1/2 in. (12.5mm) sieve.”

Revise Article 1004.03(e) of the Standard Specifications to read:

“(e) Absorption. For SMA the coarse aggregate shall also have water absorption ≤ 2.0 percent.”

Revise the “High ESAL” portion of the table in Article 1030.01 to read:

“High ESAL	Binder Courses	IL-19.0, IL-9.5, IL-9.5FG, IL-4.75, SMA 12.5, Stabilized Subbase IL-19.0
	Surface Courses	IL-9.5, IL-9.5FG, SMA 12.5, SMA 9.5”

Revise Note 2. and add Note 6 to Article 1030.02 of the Standard Specifications to read:

“Item	Article/Section
(g) Performance Graded Asphalt Binder (Note 6)	1032
(h) .....	Fibers (Note 2)

Note 2. A stabilizing additive such as cellulose or mineral fiber shall be added to the SMA mixture according to Illinois Modified AASHTO M 325. The stabilizing additive shall meet the Fiber Quality Requirements listed in Illinois Modified AASHTO M 325. Prior to approval and use of fibers, the Contractor shall submit a notarized certification by the producer of these materials stating they meet these requirements. Reclaimed Asphalt Shingles (RAS) may be used in Stone Matrix Asphalt (SMA) mixtures designed with an SBA polymer modifier as a fiber additive if the mix design with RAS included meets AASHTO T305 requirements. The RAS shall be from a certified source that produces either Type I or Type 2. Material shall meet requirements noted herein and the actual dosage rate will be determined by the Engineer.

Note 6. The asphalt binder shall be an SBS PG 76-28 when the SMA is used on a full-depth asphalt pavement and SBS PG 76-22 when used as an overlay, except where modified herein. The asphalt binder shall be a SBS PG 76-22 for IL-4.75, except where modified herein..”

Revise table in Article 1030.05(a) of the Standard Specifications to read:

"MIXTURE COMPOSITION (% PASSING)" <sup>1/</sup>												
Sieve Size	IL-19.0 mm		SMA 12.5		SMA 9.5		IL-9.5mm		IL-9.5FG		IL-4.75 mm	
	min	max	min	max	min	max	min	max	min	max	min	max
1 1/2 in. (37.5 mm)												
1 in. (25 mm)		100										
3/4 in. (19 mm)	90	100		100								
1/2 in. (12.5 mm)	75	89	80	100		100		100		100		100
3/8 in. (9.5 mm)				65	90	100	90	100	90	100		100
#4 (4.75 mm)	40	60	20	30	36	50	34	69	60	75 <sup>6/</sup>	90	100
#8 (2.36 mm)	20	42	16	24 <sup>4/</sup>	16	32 <sup>4/</sup>	34 <sup>5/</sup>	52 <sup>2/</sup>	45	60 <sup>6/</sup>	70	90
#16 (1.18 mm)	15	30					10	32	25	40	50	65
#30 (600 μm)			12	16	12	18			15	30		
#50 (300 μm)	6	15					4	15	8	15	15	30
#100 (150 μm)	4	9					3	10	6	10	10	18
#200 (75 μm)	3.0	6.0	7.0	9.0 <sup>3/</sup>	7.5	9.5 <sup>3/</sup>	4.0	6.0	4.0	6.5	7.0	9.0 <sup>3/</sup>
#635 (20 μm)			≤ 3.0		≤ 3.0							
Ratio Dust/Asphalt Binder		1.0		1.5		1.5		1.0		1.0		1.0

1/ Based on percent of total aggregate weight.

2/ The mixture composition shall not exceed 44 percent passing the #8 (2.36 mm) sieve for surface courses with Ndesign = 90.

3/ Additional minus No. 200 (0.075 mm) material required by the mix design shall be mineral filler, unless otherwise approved by the Engineer.

4/ When establishing the Adjusted Job Mix Formula (AJMF) the percent passing the #8 (2.36 mm) sieve shall not be adjusted above the percentage stated on the table.

- 5/ When establishing the Adjusted Job Mix Formula (AJMF) the percent passing the #8 (2.36 mm) sieve shall not be adjusted below 34 percent.
- 6/ When the mixture is used as a binder, the maximum shall be increased by 0.5 percent passing."

Revise Article 1030.05(b) of the Standard Specifications to read:

- (b) Volumetric Requirements. The target value for the air voids of the HMA shall be 4.0 percent, for IL-4.75 and SMA mixtures it shall be 3.5 percent and for Stabilized Subbase it shall be 3.0 percent at the design number of gyrations. The voids in the mineral aggregate (VMA) and voids filled with asphalt binder (VFA) of the HMA design shall be based on the nominal maximum size of the aggregate in the mix and shall conform to the following requirements.

	Voids in the Mineral Aggregate (VMA), % Minimum for Ndesign				
Mix Design	30	50	70	80	90
IL-19.0		13.5	13.5		13.5
IL-9.5		15.0	15.0		
IL-9.5FG		15.0	15.0		
IL-4.75 <sup>1/</sup>		18.5			
SMA-12.5 <sup>1/2/5/</sup>				17.0 <sup>3/</sup> /16.0 <sup>4/</sup>	
SMA-9.5 <sup>1/2/5/</sup>				17.0 <sup>3/</sup> /16.0 <sup>4/</sup>	
IL-19.0L	13.5				
IL-9.5L	15.0				

- 1/ Maximum draindown shall be 0.3 percent according to Illinois Modified AASHTO T 305.
- 2/ The draindown shall be determined at the JMF asphalt binder content at the mixing temperature plus 30°F.
- 3/ Applies when specific gravity of coarse aggregate is  $\geq 2.760$ .
- 4/ Applies when specific gravity of coarse aggregate is  $< 2.760$ .
- 5/ For surface course, the coarse aggregate can be crushed steel slag, crystalline crushed stone or crushed sandstone. For binder course, coarse aggregate shall be crushed stone (dolomite), crushed gravel, crystalline crushed stone, or crushed sandstone"

Revise the last paragraph of Article 1102.01 (a) (5) of the Standard Specifications to read:

“IL-4.75 and Stone Matrix Asphalt (SMA) mixtures which contain aggregate having absorptions greater than or equal to 2.0 percent, or which contain steal slag sand, shall have minimum surge bin storage plus haul time of 1.5 hours.”

Revise the first and second paragraphs of Articles 1030.06(c)(2) of the Standard Specifications to read:

“(2) Personnel. The Contractor shall provide a QC Manager who shall have overall responsibility and authority for quality control. This individual shall maintain active certification as a Hot-Mix Asphalt Level II technician.

In addition to the QC Manager, the Contractor shall provide sufficient personnel to perform the required visual inspections, sampling, testing, and documentation in a timely manner. Mix designs shall be developed by personnel with an active certification as a Hot-Mix Asphalt Level III technician. Technicians performing mix design testing and plant sampling/testing shall maintain active certification as a Hot-Mix Asphalt Level I technician. The Contractor may provide a technician trainee who has successfully completed the Department's “Hot-Mix Asphalt Trainee Course” to assist in the activities completed by a Hot-Mix Asphalt Level I technician for a period of one year after the course completion date. The Contractor may also provide a Gradation Technician who has successfully completed the Department's "Gradation Technician Course" to run gradation tests only under the supervision of a Hot-Mix Asphalt Level II Technician. The Contractor shall provide a Hot-Mix Asphalt Density Tester who has successfully completed the Department's "Nuclear Density Testing” course to run all nuclear density tests on the job site.”

Add Article 1030.06(d)(3) to the Standard Specifications to read:

“(3) The Contractor shall take possession of any Department unused backup or dispute resolution HMA mixture samples or density specimens upon notification by the Engineer. The Contractor shall collect the HMA mixture samples or density specimens from the location designated by the Engineer. The HMA mixture samples or density specimens may be added to RAP stockpiles according to Section 1031.”

Revise the second paragraph of Articles 1030.07(a)(11) and 1030.08(a)(9) of the Standard



Specifications to read:

“When establishing the target density, the HMA maximum theoretical specific gravity (Gmm) will be based on the running average of four available Department test results for that project. If less than four Gmm test results are available, an average of all available Department test results for that project will be used. The initial Gmm will be the last available Department test result from a QMP project. If there is no available Department test result from a QMP project, the Department mix design verification test result will be used as the initial Gmm.”

Revise the following table and notes in Article 1030.09 (c) of the Standard Specifications to read:

CONTROL LIMITS						
Parameter	IL-19.0, IL-9.5, IL-9.5FG, IL-19.0L, IL-9.5L		SMA-12.5, SMA-9.5		IL-4.75	
	Individual Test	Moving Avg. of 4	Individual Test	Moving Avg. of 4	Individual Test	Moving Avg. of 4
% Passing: <sup>1/</sup>						
1/2 in. (12.5 mm)	± 6 %	± 4 %	± 6 %	± 4 %		
3/8 in. (9.5mm)			± 4 %	± 3 %		
# 4 (4.75 mm)	± 5 %	± 4 %	± 5 %	± 4 %		
# 8 (2.36 mm)	± 5 %	± 3 %	± 4 %	± 2 %		
# 16 (1.18 mm)			± 4 %	± 2 %	± 4 %	± 3 %
# 30 (600 µm)	± 4 %	± 2.5 %	± 4 %	± 2.5 %		
Total Dust Content # 200 (75 µm)	± 1.5 %	± 1.0 %			± 1.5 %	± 1.0 %
Asphalt Binder Content	± 0.3 %	± 0.2 %	± 0.2 %	± 0.1 %	± 0.3 %	± 0.2 %
Air Voids <sup>2/</sup>	± 1.2 %	± 1.0 %	± 1.2 %	± 1.0 %	± 1.2 %	± 1.0 %
Field VMA <sup>3/</sup>	-0.7 %	-0.5 %	-0.7 %	-0.5 %	-0.7 %	-0.5 %

1/ Based on washed ignition oven or solvent extraction gradation.

2/ The air voids target shall be a value equal to or between 3.2 % and 4.8 %.

3/ Allowable limit below minimum design VMA requirement.

Revise Article 1030.09(g)(2) of the Standard Specifications to read:

“(2) The Contractor shall complete split verification sample tests listed in the Limits of Precision table in Article 1030.09(h)(1).”

In the Supplemental Specifications, replace the revision for the end of the third paragraph of Article 1030.09(h)(2) with the following:

“When establishing the target density, the HMA maximum theoretical specific gravity (Gmm) will be the Department mix design verification test result.”

Add after third sentence of Article 1030.09(b) to read:

“If the Contractor and Engineer agree the nuclear density test method is not appropriate for the mixture, cores shall be taken at random locations determined according to the QC/QA document "Determination of Random Density Test Site Locations". Core densities shall be determined using the Illinois Modified AASHTO T 166 or T 275 procedure.”

Revise Table 1 and Note 4/ of Table 1 in Article 406.07(a) of the Standard Specifications to read:

	Breakdown/Intermediate Roller (one of the following)	Final Roller (one or more of the following)	Density Requirement
IL-9.5, IL-9.5FG, IL-19.0 <sup>1/</sup>	V <sub>D</sub> , P, T <sub>B</sub> , 3W, O <sub>T</sub> , O <sub>B</sub>	V <sub>S</sub> , T <sub>B</sub> , T <sub>F</sub> , O <sub>T</sub>	As specified in Section 1030
IL-4.75 and SMA <sup>3/ 4/</sup>	T <sub>B</sub> , 3W, O <sub>T</sub>	T <sub>F</sub> , 3W	As specified in Section 1030
Mixtures on Bridge Decks <sup>2/</sup>	T <sub>B</sub>	T <sub>F</sub>	As specified in Articles 582.05 and 582.06.

“4/ The Contractor shall provide a minimum of two steel-wheeled tandem rollers (T<sub>B</sub>), and/or three-wheel (3W) rollers for breakdown, except one of the (T<sub>B</sub>) or (3W) rollers shall be 84 inches (2.14 m) wide and a weight of 315 pound per linear inch (PLI) (5.63 kg/mm) and one of the (T<sub>B</sub>) or (3W) rollers can be substituted for an oscillatory roller (O<sub>T</sub>). T<sub>F</sub> rollers shall be a minimum of 280 lb/in. (50 N/mm). The 3W and T<sub>B</sub>

rollers shall be operated at a uniform speed not to exceed 3 mph (5 km/h), with the drive roll for T<sub>B</sub> rollers nearest the paver and maintain an effective rolling distance of not more than 150 ft (45 m) behind the paver.”

Add the following after the fourth paragraph of Article 406.13 (b):

“The plan quantities of SMA mixtures shall be adjusted using the actual approved binder and surface Mix Design’s G<sub>mb</sub>.”

Revise first paragraph of Article 1030.10 of the Standard Specifications to read:

“A test strip of 300 ton (275 metric tons), except for SMA mixtures it will be 400 ton (363 metric ton), will be required for each mixture on each contract at the beginning of HMA production for each construction year according to the Manual of Test Procedures for Materials “Hot Mix Asphalt Test Strip Procedures”. At the request of the Producer, the Engineer may waive the test strip if previous construction during the current construction year has demonstrated the constructability of the mix using Department test results.”

Revise fourth paragraph of Article 1030.10 of the Standard Specifications to read:

“When a test strip is constructed, the Contractor shall collect and split the mixture according to the document “Hot-Mix Asphalt Test Strip Procedures”. The Engineer, or a representative, shall deliver split sample to the District Laboratory for verification testing. The Contractor shall complete mixture tests stated in Article 1030.09(a). Mixture sampled shall include enough material for the Department to conduct mixture tests detailed in Article 1030.09(a) and in the document “Hot-Mix Asphalt Mixture Design Verification Procedure” Section 3.3. The mixture test results shall meet the requirements of Articles 1030.05(b) and 1030.05(d), except Hamburg wheel tests will only be conducted on High ESAL mixtures during production.”

**(D-1) MAINTENANCE OF ROADWAYS**

Effective: September 30, 1985

Revised: November 1, 1996

Beginning on the date that work begins on this project, the Contractor shall assume responsibility for normal maintenance of all existing roadways within the limits of the improvement. This normal maintenance shall include all repair work deemed necessary by the Engineer, but shall not include snow removal operations. Traffic control and protection for maintenance of roadways will be provided by the Contractor as required by the Engineer.

If items of work have not been provided in the contract, or otherwise specified for payment, such items, including the accompanying traffic control and protection required by the Engineer, will be paid for in accordance with Article 109.04 of the Standard Specifications.

**(D-1) PUBLIC CONVENIENCE AND SAFETY**

Effective: May 1, 2012

Revised: July 15, 2012

Add the following to the end of the fourth paragraph of Article 107.09:

“If the holiday is on a Saturday or Sunday, and is legally observed on a Friday or Monday, the length of Holiday Period for Monday or Friday shall apply.”

Add the following sentence after the Holiday Period table in the fourth paragraph of Article 107.09:

“The Length of Holiday Period for Thanksgiving shall be from 5:00 AM the Wednesday prior to 11:59 PM the Sunday After”

Delete the fifth paragraph of Article 107.09 of the Standard Specifications:

“On weekends, excluding holidays, roadways with Average Daily Traffic of 25,000 or greater, all lanes shall be open to traffic from 3:00 P.M. Friday to midnight Sunday except where structure construction or major rehabilitation makes it impractical.”

**(D-1) TRAFFIC CONTROL PLAN**

Effective: September 30, 1985

Revised: January 1, 2007

Traffic Control shall be in accordance with the applicable sections of the Standard Specifications, the "Illinois Manual on Uniform Traffic Control Devices for Streets and Highways", any special details and Highways Standards contained in the plans, and the Special Provisions contained herein.

Special attention is called to Article 107.09 of the Standard Specification and the following Highway Standards, Details, Quality Standard for Work Zone Traffic Control Devices, Recurring Special Provisions and Special Provisions contained herein, relating to traffic control.

The Contractor shall contact the District One Bureau of Traffic at least 72 hours in advance of beginning work.

**STANDARDS:**

701006-05  
701301-04  
701311-03  
701501-06  
701701-10  
701801-06  
701901-10  
780001-05

**DETAILS:**

Traffic Control and Protection for Side Roads, Intersections and Driveways (TC-10)  
District One Typical Pavement Markings (TC-13)  
Short Term Pavement Marking Letters and Symbols (TC-16)  
Arterial Road Information Sign (TC-22)

**SPECIAL PROVISIONS:**

Maintenance of Roadways (D-1)  
Public Convenience and Safety (D-1)  
Temporary Information Signing (D-1)  
Vehicle and Equipment Warning Light (BDE)  
Work Zone Traffic Control Devices (BDE)  
Short Term and Temporary Pavement Markings (BDE)  
Pavement Marking Inspection (BDE)

### **AVAILABLE REPORTS**

☐ No project specific reports were prepared.

When applicable, the following checked reports and record information is available for Bidders' reference upon request:

- ☐ Record structural plans
- ☐ Preliminary Site Investigation (PSI)
- ☐ Preliminary Environmental Site Assessment (PESA)
- ☐ Soils/Geotechnical Report
- ☐ Boring Logs
- ☒ Pavement Cores
- ☐ Location Drainage Study (LDS)
- ☐ Hydraulic Report
- ☐ Noise Analysis
- ☒ Other: LPC 663

Those seeking these reports should request access from:

Lee M. Fell, P.E. Assistant Department Head, Civil Design Engineering  
(lfell@cbbel.com)

Jeff E. Househ, Design Engineer, ENTIII – Civil Engineering Design  
(jhouseh@cbbel.com)

Christopher B. Burke Engineering, Ltd.  
9575 W. Higgins Rd. Rosemont, IL 60018  
847-823-0500 | 847-823-0520 (Fax)  
Available: Monday-Friday

State of Illinois  
Department of Transportation  
Bureau of Local Roads and Streets

SPECIAL PROVISION  
FOR  
INSURANCE

Effective: February 1, 2007  
Revised: August 1, 2007

All references to Sections or Articles in this specification shall be construed to mean specific Section or Article of the Standard Specifications for Road and Bridge Construction, adopted by the Department of Transportation.

The Contractor shall name the following entities as additional insured under the Contractor's general liability insurance policy in accordance with Article 107.27:

City of Zion

---

---

---

---

---

---

---

The entities listed above and their officers, employees, and agents shall be indemnified and held harmless in accordance with Article 107.26.



State of Illinois  
DEPARTMENT OF TRANSPORTATION  
Bureau of Local Roads & Streets  
SPECIAL PROVISION  
FOR  
LOCAL QUALITY ASSURANCE/ QUALITY MANAGEMENT QC/QA  
Effective: January 1, 2022

Replace the first five paragraphs of Article 1030.06 of the Standard Specifications with the following:

“ **1030.06 Quality Management Program.** The Quality Management Program (QMP) will be Quality Control / Quality Assurance (QC/QA) according to the following.”

Delete Article 1030.06(d)(1) of the Standard Specifications.

Revise Article 1030.09(g)(3) of the Standard Specifications to read:

“ (3) If core testing is the density verification method, the Contractor shall provide personnel and equipment to collect density verification cores for the Engineer. Core locations will be determined by the Engineer following the document “Hot-Mix Asphalt QC/QA Procedure for Determining Random Density Locations” at density verification intervals defined in Article 1030.09(b). After the Engineer identifies a density verification location and prior to opening to traffic, the Contractor shall cut a 4 in. (100 mm) diameter core. With the approval of the Engineer, the cores may be cut at a later time.”

Revise Article 1030.09(h)(2) of the Standard Specifications to read:

“ (2) After final rolling and prior to paving subsequent lifts, the Engineer will identify the random density verification test locations. Cores or nuclear density gauge testing will be used for density verification. The method used for density verification will be as selected below.

Density Verification Method	
<input checked="" type="checkbox"/>	Cores
<input type="checkbox"/>	Nuclear Density Gauge (Correlated when paving ≥ 3,000 tons per mixture)

Density verification test locations will be determined according to the document “Hot-Mix Asphalt QC/QA Procedure for Determining Random Density Locations”.

- The density testing interval for paving wider than or equal to 3 ft (1 m) will be 0.5 miles (800
- m) for lift thicknesses of 3 in. (75 mm) or less and 0.2 miles (320 m) for lift thicknesses greater than 3 in. (75 mm). The density testing interval for paving less than 3 ft (1 m) wide will be 1 mile (1,600 m). If a day's paving will be less than the prescribed density testing interval, the length of the day's paving will be the interval for that day. The density testing interval for mixtures used for patching will be 50 patches with a minimum of one test per mixture per project.

If core testing is the density verification method, the Engineer will witness the Contractor coring, and secure and take possession of all density samples at the density verification locations. The Engineer will test the cores collected by the Contractor for density according to Illinois Modified AASHTO T 166 or AASHTO T 275.

If nuclear density gauge testing is the density verification method, the Engineer will conduct nuclear density gauge tests. The Engineer will follow the density testing procedure detailed in the document "Illinois Modified ASTM D 2950, Standard Test Method for Density of Bituminous Concrete In-Place by Nuclear Method".

A density verification test will be the result of a single core or the average of the nuclear density tests at one location. The results of each density test must be within acceptable limits. The Engineer will promptly notify the Contractor of observed deficiencies."

Revise the seventh paragraph and all subsequent paragraphs in Section D. of the document "Hot-Mix Asphalt QC/QA Initial Daily Plant and Random Samples" to read:

"Mixtures shall be sampled from the truck at the plant by the Contractor following the same procedure used to collect QC mixture samples (Section A). This process will be witnessed by the Engineer who will take custody of the verification sample. Each sample bag with a verification mixture sample will be secured by the Engineer using a locking ID tag. Sample boxes containing the verification mixture sample will be sealed/taped by the Engineer using a security ID label."



**TESTING SERVICE CORPORATION**

Corporate Office

360 South Main Place, Carol Stream, IL 60188-2404  
630.462.2600

January 24, 2022

Mr. Lee Fell  
Christopher B. Burke Engineering, Ltd.  
9575 West Higgins Road, Suite 600  
Rosemont, IL 60018-4920

RE: L – 93,414REV  
Potentially Impacted Property Evaluation for LPC-663 Form  
2022 Zion Street Program  
Galilee Avenue from 21st Street to 33rd Street  
Zion, IL

Dear Mr. Fell:

Testing Service Corporation (TSC) has completed a Potentially Impacted Property (PIP) Evaluation, soil sampling, and laboratory analyses for the above captioned project. The general scope of work was presented in TSC's proposal number 67,593 dated 08/27/2021. The General Conditions document which accompanied the proposal also applies to this report. TSC was requested to evaluate site soil conditions for the disposal of construction spoils at a Clean Construction & Demolition Debris (CCDD) or Uncontaminated Soil Fill Operation (USFO) facility.

Uncontaminated soil including uncontaminated soil mixed with clean construction or demolition debris (CCDD) accepted at a CCDD fill operation must be certified to be uncontaminated soil in accordance with Section 22.51(f)(2)(B) of the Environmental Protection Act [415 ILCS 5/22.51(f)(2)(B)].

Uncontaminated soil accepted at an uncontaminated soil fill operation (USFO) must be certified to be uncontaminated soil in accordance with Section 22.51a(d)(2)(B) of the Environmental Protection Act [415 ILCS 5/22.51a(d)(2)(B)]. These certifications must be made by a licensed professional engineer or geologist (PE/PG) using the Form LPC-663 when the soil is removed from a site which is determined by the PE/PG to be a "Potentially Impacted Property" (PIP) based on review of readily ascertainable property history, environmental databases and site reconnaissance. Uncontaminated soil from a site which is not identified as a PIP by the PE/PG may be certified by either the source site owner or operator using LPC-662 with pH analysis only.

### **Source Site**

The source site ("Site") is a portion of Galilee Avenue in Zion, IL that is commercial on the east north of 22<sup>nd</sup> Street, on the west north of 24<sup>th</sup> Street, at the northeast corner with Salem Boulevard, and between 27<sup>th</sup> and 28<sup>th</sup> Streets. It is otherwise residential. The activity that is generating the soil for disposal is rehabilitation and/or reconstruction of the pavement of Galilee Avenue.

## Records Review

In accordance with Illinois Administrative Code 35 Part 1100, on behalf of the Site owner, TSC evaluated the historical uses of the Site to identify potential contamination sources, both from the Site and adjoining properties, which may cause the Site to be considered a PIP.

TSC researched the history of the property by reviewing historical topographic maps dating back to 1908 and aerial photographs dating back to 1939. Based on this information, the Site and surrounding area had been laid out as a residential subdivision since before that time. Most lots were either vacant, lightly forested, or used for agricultural purposes with few residential properties. Progressively more lots were developed residential to after 1961. Salem Meats & Grocery northeast of Salem Boulevard was constructed after 1946. Commercial properties began to be constructed after 1953, including northwest of 23<sup>rd</sup> Street. Then, after 1961, southwest of 27<sup>th</sup>, northeast of 28<sup>th</sup>, and southwest of 24<sup>th</sup>. After 1973, development is evident northwest of 24<sup>th</sup> and at the north end of the Site at 21<sup>st</sup>. There was additional residential development on the south side of the Site after 1988, 1994, and 2005, replacing remaining forested lots. The commercial properties southwest of 24<sup>th</sup> were redeveloped into residential properties after 1994. A commercial property northeast of 28<sup>th</sup> was demolished and left vacant after 2012. The Site and surrounding properties then remain as described to the present.

TSC evaluated current Federal and State environmental agency records for the Site and vicinity by obtaining information from an EDR First Report from Environmental Data Resources, Inc. (EDR). The EDR First Report identifies listings on reviewed environmental databases within one quarter mile of the Site address and is utilized in identifying potential contamination sources, both at the Site and from adjoining properties, which may cause the Site to be considered a PIP.

The EDR First Report information does not identify the Site street itself on the reviewed environmental databases.

The EDR First Report information does identify the following adjoining or nearby properties to the Site on the various reviewed environmental databases.

Zion-Benton Township High School, northeast of 28<sup>th</sup> Street at 2785 Galilee Avenue, is on Underground Storage Tank (UST) for having removed two gasoline tanks, a heating oil and a used oil tank, and, for having a gasoline tank that does not exist. It is also on Leaking Underground Storage Tank (LUST) under IL EPA ID 0972005076, for gasoline, used oil, and other petroleum releases with a No Further Remediation (NFR) letter recorded on September 21, 2000.

Justen Rental Apartments, southeast of 27<sup>th</sup> Street at 2703 Galilee Avenue, is on LUST database for other petroleum, IL EPA ID 0972005057, without an NFR letter. It is also on UST for having removed two heating oil tanks.

Frank Grossman, southeast of 22<sup>nd</sup> Street at 2201-2209 Galilee Avenue, is on LUST for fuel oil, IL EPA ID 0972005053, without a NFR letter. It is also on UST for having removed two heating oil tanks.

Spaeth's Woodworking, northeast of 24<sup>th</sup> Street at 2381 Galilee Avenue, is on RCRA NonGen/NLR for being a current non-generator of waste with no violations found.



Mundercolor, northeast of 28<sup>th</sup> Street at 2771 Galilee Avenue, is on RCRA NonGen/NLR for being a current non-generator, former small quantity generator, of D001 ignitable waste with no violations found.

Brad Kupsche, southeast of 21<sup>st</sup> Street at 2103-2105 Galilee Avenue, is on UST for having removed a gasoline tank.

Colonial Baking Co., southeast of 21<sup>st</sup> Street at 2107 Galilee Avenue, is on LUST for a gasoline release, IL EPA ID 0972005020, with an NFR letter recorded on October 26, 1998. It is also on UST for having removed two gasoline tanks.

Trust of Robert P. Will, over 150 west of the Site at 2400 23<sup>rd</sup> Street, is on LUST twice for other petroleum, IL EPA ID 0972005113, with an NFR letter recorded on May 22, 2006. It is also on UST for having two heating oil tanks that are abandoned in place.

City Yards/City of Zion, over 150 west of the Site at 2207 Hebron Road, northwest of 23<sup>rd</sup> Street, is on UST for having removed a diesel fuel and a gasoline tank. It is also on LUST for gasoline and diesel releases, IL EPA ID 0972005036, with an NFR letter dated July 31, 1992.

Zion Park District, over 150 west of the Site at 2323 Hebron Road, northwest of 23<sup>rd</sup> Street, is on UST for having removed a diesel fuel and a gasoline tank. It is also on LUST for gasoline and diesel releases, IL EPA ID 0972005045, with an NFR letter dated February 4, 1997.

All other properties that appeared in the EDR First Report were found by the Site reconnaissance and historical review to be outside a reasonably likely zone of influence to the Site.

The EDR First Report information Orphan Summary did not identify any properties.

### **Site Reconnaissance**

On November 26, 2021, TSC conducted a reconnaissance of the Site and adjoining properties for the purpose of identifying indications of the use or disposal of hazardous substances or petroleum products. The Site is a portion of a road in a mixed-use area consistent with information reviewed on topographic maps, aerial photographs, and the EDR environmental database report. No indications of staining, unnaturally stressed vegetation or areas conspicuously absent of vegetation were noted at the Site. No evidence of aboveground storage tanks or of vent or fill pipes suggesting the presence of underground storage tanks were identified at the Site areas to be excavated. No indication of petroleum sheen was identified. No indications of solid waste or drum storage were noted at the Site. No suspect PCB containing equipment or hazardous waste generation was identified on Site. No evidence of the use or release of hazardous substances or petroleum products was identified at the Site in or affecting areas that are to be excavated. No additional sources of potential impact from the Site or adjacent properties were identified. The current status of the surrounding properties is also consistent with the information reviewed and none of the above conditions were noted at their locations within a zone of influence to the Site. No additional sources of potential impact from the Site or adjacent properties were identified.

Based on adjoining and nearby properties to the Site appearing on the environmental database search results, the Site was identified as a Potentially Impacted Property. The collection of soil samples and analysis were performed to evaluate the soil for common contaminants of concern.

### **Soil Sampling & Analytical Testing**

On November 26 and 29, 2021, TSC, in conjunction with a geotechnical investigation, performed sixteen soil borings with samples (B-1 through B-16) along Galilee Avenue. The sample locations are indicated on the attached Boring Location Plan.

Soil at the Site beneath the pavement consists generally of silty clay with little sand and gravel. The soil samples were screened using a Mini-RAE 3000 photo-ionization detector (PID), which did not detect any readings exceeding background conditions. No visual or odorous signs of impact were noted in the samples. Samples from B-1 through B-11 and B-16, all from 0-2.5 feet below ground surface (bgs), were selected as being representative of the soil to be removed from the Site. The samples are representative of soils near the following properties: B-2 and 3 the Frank Grossman, Brad Kupsche, Colonial Baking Co. and City Yards properties; B-4 Trust of Robert Will; B-5 Spaeth's Woodworking; B-6 Zion Park District; B-9 Justen Rental Apartments; B-10 Mundercolor; and B-11 the Zion-Benton Township High School property. The samples were placed in laboratory supplied jars and 5035 preserved vials. The samples were then transported to the analytical laboratory in a cooler on ice using standard chain of custody procedures. TSC's Professional Geologist, determined that analysis for Volatile Organic Compounds (VOCs), Polynuclear Aromatic hydrocarbons (PNAs), total RCRA metals, and pH, are appropriate indicator parameters of potential impact to the Site.

The analytical results are presented in the First Environmental Laboratories, Inc. analytical report dated December 9, 2021. The analytical report indicates that no VOCs were detected in any of the samples at the laboratory reporting limits. PNAs were not detected in any of the samples at the laboratory reporting limits, except for samples B-5 and B-11 in which the majority of PNAs were detected and B-8 in which only pyrene was detected. Several of the total RCRA metals were detected in all of the samples at the laboratory reporting limits, at typical background levels, except for elevated chromium in B-2, B-3, B-6, B-8 and B-9; and, selenium in B-6. The pH values of 9.0 for sample B-1, 8.5 for B-2, 9.0 for B-3, 8.4 for B-5, 8.2 for B-6, 8.6 for B-7, 8.5 for B-8, 8.2 for B-9, 8.9 for B-10, 7.9 for B-11, and 8.5 for B-16 are within the required range of 6.25-9.0 units. The pH value of 9.1 for B-4 is not within the required range of 6.25-9.0 units.

The analytical results were compared to the Maximum Allowable Concentrations of Chemical Constituents (MACs) listed in 35 IAC 1100 Subpart F. The analytical results obtained from the soil samples tested indicate that all analyzed parameters meet their respective MACs for disposal at a Metropolitan Statistical Area (MSA) county CCDD/USFO facility, excluding within the Chicago city limits, except for chromium in B-2, B-3, B-6, B-8 and B-9; and, selenium in B-6. Chromium was detected in B-2 at 27.8, in B-3 at 23.5, in B-6 at 22.2, in B-8 at 26.5, and in B-9 at 24.9 mg/kg which all exceed the MAC for chromium of 21.0 mg/kg. Selenium was detected in B-6 at 1.5 mg/kg, which exceeds the MAC for selenium of 1.3 mg/kg.



In accordance with 35IAC1100.610(b)(3)(C) as an alternative to the MAC value, compliance verification may be determined by comparing soil sample extraction results by TCLP for chromium and selenium to the respective TACO Class I Soil Component of the Groundwater Ingestion Exposure Route Objective in 35IAC742 Appendix B, Table A. TSC requested First Environmental Laboratories, Inc. to perform TCLP chromium analysis on samples B-2, B-3, B-6, B-8, and B-9; and TCLP selenium on B-6. The analytical results are presented in the First Environmental Laboratories, Inc. analytical report dated December 23 and January 5, 2021.

The TCLP chromium concentrations of non-detect for B-2, B-3, B-6, and B-9; and 0.005 mg/L for B-8 do all meet the TACO Class I Soil Component of the Groundwater Ingestion Exposure Route Objective of 0.1 mg/L for chromium, therefore, B-2, B-3, B-6, B-8, and B-9 do meet the MAC for chromium after TCLP analysis.

The TCLP selenium concentration of 0.016 mg/L for B-6, does meet the TACO Class I Soil Component of the Groundwater Ingestion Exposure Route Objective of 0.1 mg/L for selenium, therefore, B-6 does meet the MAC for selenium after TCLP analysis.

Soil sample B-4 did not fall within the required pH range, so additional sampling was undertaken at the request of the client. This was for the purpose of delineating the extent of pH that is outside the required range and to limit the amount of soil that would have to be excluded from the LPC-663 form. A TSC Professional Geologist re-mobilized to the Site at B-4 on January 14, 2022 and acquired samples from 5 feet to the north and south of B-4 to be tested for pH as described above. The pH values dated January 21, 2022 were 8.46 for C-4 5' N and 7.76 for C-4 5' S (The sample labels (C-4) are adjoining boring location B-4 on the Location Plan). Therefore, the area excluded from the LPC-663 form for offsite disposal at a CCDD/USFO is now limited to 5 feet to the north and south of the location of boring B-4.

For soil within 5 feet to the north and south of boring B-4, the LPC-663 Form cannot be completed for soil there, as is indicated on the attached Location Plan. Soil in the excluded area is ineligible for disposal at a CCDD/USFO facility. Soil at B-4 fails the MAC criteria for pH only, and may be retained for use on site if desired or disposed offsite at a Subtitle D landfill. Typically, disposal is arranged at a Subtitle D landfill, selected based on trucking and tipping fees. Additional analytical testing will likely be required by the landfill for completion of the waste profile. Please contact TSC if we may be of assistance in completing the waste profile and providing any additional analysis required by the landfill.

The IEPA LPC-663 Form, Uncontaminated Soil Certification, signed by a Licensed Professional Geologist, along with the analytical report and chain of custody, has been completed for disposal of the soil from the source site, Galilee Avenue from 21st Street to 33rd Street in Zion, IL, with the exclusion of 5 feet to the north and south of boring B-4, as indicated on the attached Boring Location Plan.

TSC recommends the full report be forwarded to the USFO facility selected for disposal. It is noted that the USFO facility will make the determination on whether or not they will choose to accept the soil and may request additional analytical data. Additionally, the USFO will screen each load of soil with a PID, which will determine the final acceptance of individual loads, regardless of the analytical results.

We appreciate the opportunity to be of service to you. Please contact us with any questions.


Respectfully,

TESTING SERVICE CORPORATION



Brian K. Walker, P.G. #196.000772  
Environmental Department Manager

Prepared by:



Aaron J. Ulrey, P.G. #196.001390  
Project Geologist

Enc: LPC-663 Form  
Boring Location Plan  
Analytical Reports and Chains of Custody  
EDR First Report  
NFR Letters





# Illinois Environmental Protection Agency

1021 North Grand Avenue East • P.O. Box 19276 • Springfield • Illinois • 62794-9276 • (217) 782-3397

**Uncontaminated Soil Certification**  
**by Licensed Professional Engineer or Licensed Professional Geologist**  
**for Use of Uncontaminated Soil as Fill in a CCDD or Uncontaminated Soil Fill Operation LPC-663**

Revised in accordance with 35 Ill. Adm. Code 1100, as  
amended by PCB R2012-009 (eff. Aug. 27, 2012)

This certification form is to be used by professional engineers and professional geologists to certify, pursuant to 35 Ill. Adm. Code 1100.205(a)(1)(B), that soil (i) is uncontaminated soil and (ii) is within a pH range of 6.26 to 9.0. If you have questions about this form, please telephone the Bureau of Land Permit Section at 217/524-3300.

This form may be completed online, saved locally, printed and signed, and submitted to prospective clean construction or demolition debris (CCDD) fill operations or uncontaminated soil fill operations.

## I. Source Location Information

(Describe the location of the source of the uncontaminated soil)

Project Name: 2022 Zion Streets Program Galilee Office Phone Number, if available: 847-823-0500

Physical Site Location (address, including number and street):

Galilee Avenue from 21st Street to 33rd Street, with the exclusion of 5' N&S of boring B-4 as indicated on the attached map

City: Zion State: IL Zip Code: 60099

County: Lake Township: Zion

Lat/Long of approximate center of site in decimal degrees (DD.ddddd) to five decimal places (e.g., 40.67890, -90.12345):

Latitude: 42.44647 Longitude: - 87.84499

(Decimal Degrees)

(-Decimal Degrees)

Identify how the lat/long data were determined:

☐ GPS ☐ Map Interpolation ☐ Photo Interpolation ☐ Survey ☒ Other

EDR First Report

IEPA Site Number(s), if assigned: BOL: None BOW: None BOA: None

Approximate Start Date (mm/dd/yyyy): \_\_\_\_\_ Approximate End Date (mm/dd/yyyy): \_\_\_\_\_

Estimated Volume of debris (cu. Yd.): \_\_\_\_\_

## II. Owner/Operator Information for Source Site

Site Owner

Name: City of Zion

Street Address: \_\_\_\_\_

PO Box: \_\_\_\_\_

City: \_\_\_\_\_ State: \_\_\_\_\_

Zip Code: \_\_\_\_\_ Phone: \_\_\_\_\_

Contact: Ray Roberts

Email, if available: \_\_\_\_\_

Site Operator

Name: City of Zion

Street Address: \_\_\_\_\_

PO Box: \_\_\_\_\_

City: \_\_\_\_\_ State: \_\_\_\_\_

Zip Code: \_\_\_\_\_ Phone: \_\_\_\_\_

Contact: Ray Roberts

Email, if available: \_\_\_\_\_

This Agency is authorized to require this information under Section 4 and Title X of the Environmental Protection Act (415 ILCS 5/4, 5/39). Failure to disclose this information may result in: a civil penalty of not to exceed \$50,000 for the violation and an additional civil penalty of not to exceed \$10,000 for each day during which the violation continues (415 ILCS 5/42). This form has been approved by the Forms Management Center.

### III. Basis for Certification and Attachments

For each item listed below, reference the attachments to this form that provide the required information.

- a. A Description of the soil sample points and how they were determined to be sufficient in number and appropriately located 35 Ill. Adm. Code 1100.610(a):

See attached report. Topographic maps and aerials reviewed to 1908. Source site residential subdivision with agricultural/forested lots before that time. Progressive residential development since. Commercial areas in central and north after 1946. EDR identifies adjoining and nearby properties to Site on environmental database search. 16 soil borings performed.

- b. Analytical soil testing results to show that soil chemical constituents comply with the maximum allowable concentrations established pursuant to 35 Ill. Adm. Code Part 1100, Subpart F and that the soil pH is within the range of 6.25 to 9.0, including the documentation of chain of custody control, a copy of the lab analysis; the accreditation status of the laboratory performing the analysis; and certification by an authorized agent of the laboratory that the analysis has been performed in accordance with the Agency's rules for the accreditation of environmental and the scope of the accreditation [35 Ill. Adm. Code 1100.201 (g), 1100.205(a), 1100.610]:

PID identified no VOCs. Samples C-1 through C-11 and C-16, representing Site conditions, collected for analysis of VOCs, PNAs, total RCRA metals, & pH. Analytical results verify the soil meets non-Chicago MSA MACs after chromium and selenium TCLP, except pH at B-4. pH range of the rest 7.76 to 9.0 also between 6.25 and 9.0, therefore, soil there is uncontaminated.

### IV. Certification Statement, Signature and Seal of Licensed Professional Engineer or Licensed Professional Geologist

I, Aaron J. Ulrey (name of licensed professional engineer or geologist) certify under penalty of law that the information submitted, including but not limited to, all attachments and other information, is to the best of my knowledge and belief, true, accurate and complete. In accordance with the Environmental Protection Act [415 ILCS 5/22.51 or 22.51a] and 35 Ill. Adm. Code 1100.205(a), I certify that the soil from this site is uncontaminated soil. I also certify that the soil pH is within the range of 6.25 to 9.0. In addition, I certify that the soil has not been removed from the site as part of a cleanup or removal of contaminants. All necessary documentation is attached.

***Any person who knowingly makes a false, fictitious, or fraudulent material statement, orally or in writing, to the Illinois EPA commits a Class 4 felony. A second or subsequent offense after conviction is a Class 3 felony. (415 ILCS 5/44(h))***


Company Name: Testing Service Corporation  
Street Address: 360 South Main Place  
City: Carol Stream State: IL Zip Code: 60188  
Phone: 630-462-2600

Aaron J. Ulrey  
Printed Name: \_\_\_\_\_

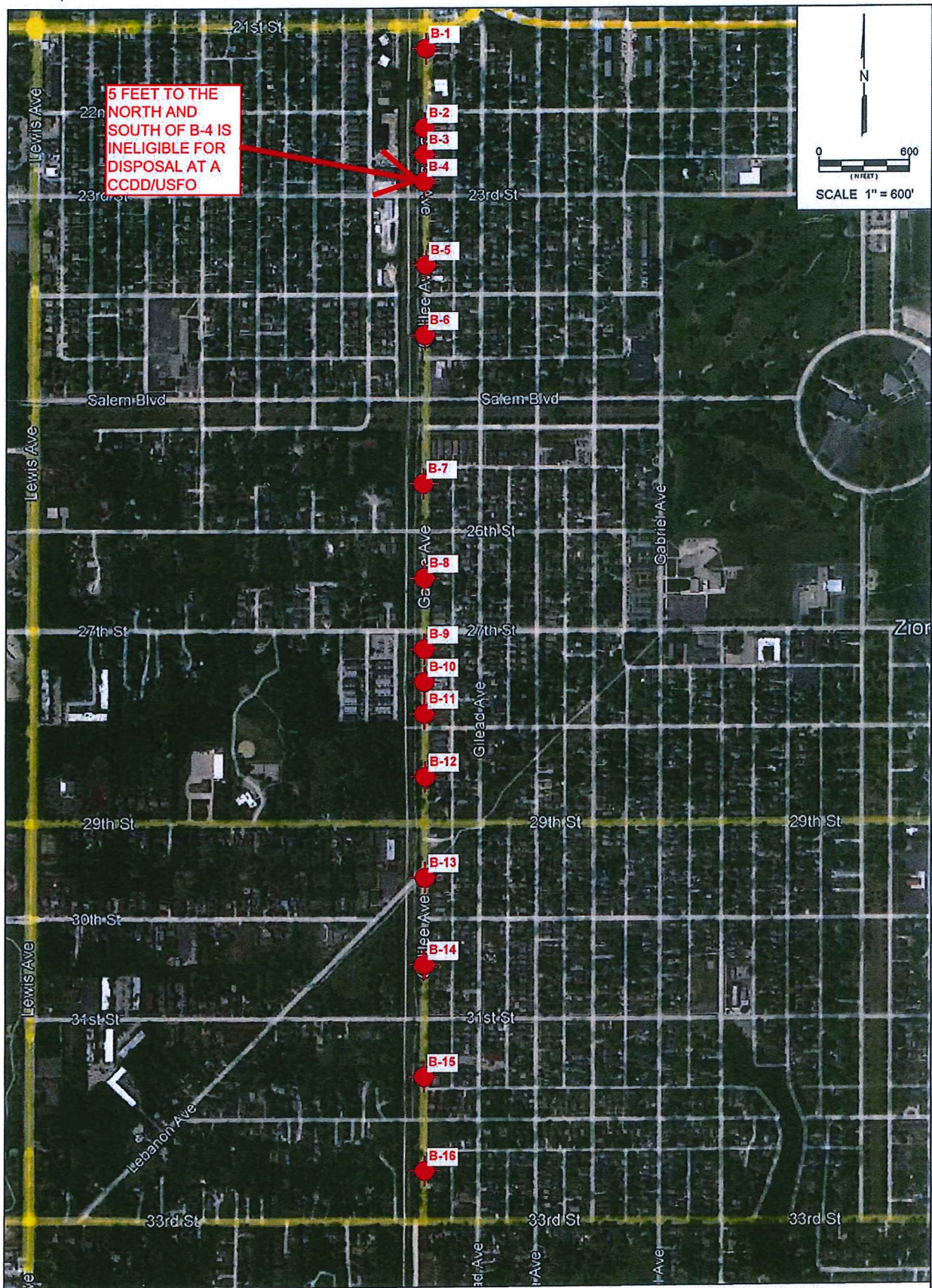
  
\_\_\_\_\_  
Licensed Professional Engineer or  
Licensed Professional Geologist Signature:

1-24-2022

Date:







**LEGEND**



**CORE LOCATION**

**CORE LOCATION PLAN**  
16 CORES  
GALILEE AVE. FROM 21ST ST. TO 33RD ST.  
ZION, ILLINOIS



**TESTING SERVICE CORPORATION**  
457 EAST GUNDERSEN DRIVE  
CAROL STREAM, ILLINOIS 60188

DRAWN BY: TJF  
CHECKED BY: DD  
JOB NO.: **L - 93,414**  
DATE: 12-15-21

PAGE NO.  
**1 OF 1**

CITY OF ZION  
GALILEE AVENUE (21ST STREET TO 33RD STREET)  
IDOT SECTION NO. 22-00094-00-RS  
CBBEL PROJECT NO. 21-0564  
PAVEMENT CORES AND PROPOSED IMPROVEMENTS  
CALCULATED BY: JEH

CORE NUMBER	EXISTING ASPHALT THICKNESS		EXISTING STONE THICKNESS		STREET TYPE	TYPE OF REHABILITATION	TYPE OF SURFACE	TYPE OF BINDER
1	10.3	in	3.5	in	Major Coll.	Grind & Overlay	HMA SURFACE COURSE, IL-9.5, MIX "D", N50-1.5"	POLYMERIZED HOT-MIX ASPHALT BINDER COURSE, IL-4.75, N50 - 0.75"
2	9.9	in	6.0	in	Major Coll.	Grind & Overlay	HMA SURFACE COURSE, IL-9.5, MIX "D", N50-1.5"	POLYMERIZED HOT-MIX ASPHALT BINDER COURSE, IL-4.75, N50 - 0.75"
3	10.9	in	7.0	in	Major Coll.	Grind & Overlay	HMA SURFACE COURSE, IL-9.5, MIX "D", N50-1.5"	POLYMERIZED HOT-MIX ASPHALT BINDER COURSE, IL-4.75, N50 - 0.75"
4	9.5	in	7.5	in	Major Coll.	Grind & Overlay	HMA SURFACE COURSE, IL-9.5, MIX "D", N50-1.5"	POLYMERIZED HOT-MIX ASPHALT BINDER COURSE, IL-4.75, N50 - 0.75"
5	10.4	in	3.5	in	Major Coll.	Grind & Overlay	HMA SURFACE COURSE, IL-9.5, MIX "D", N50-1.5"	POLYMERIZED HOT-MIX ASPHALT BINDER COURSE, IL-4.75, N50 - 0.75"
6	11.9	in	8.0	in	Major Coll.	Grind & Overlay	HMA SURFACE COURSE, IL-9.5, MIX "D", N50-1.5"	POLYMERIZED HOT-MIX ASPHALT BINDER COURSE, IL-4.75, N50 - 0.75"
7	10.0	in	6.0	in	Major Coll.	Grind & Overlay	HMA SURFACE COURSE, IL-9.5, MIX "D", N50-1.5"	POLYMERIZED HOT-MIX ASPHALT BINDER COURSE, IL-4.75, N50 - 0.75"
8	9.8	in	3.0	in	Major Coll.	Grind & Overlay	HMA SURFACE COURSE, IL-9.5, MIX "D", N50-1.5"	POLYMERIZED HOT-MIX ASPHALT BINDER COURSE, IL-4.75, N50 - 0.75"
9	9.4	in	6.5	in	Major Coll.	Grind & Overlay	HMA SURFACE COURSE, IL-9.5, MIX "D", N50-1.5"	POLYMERIZED HOT-MIX ASPHALT BINDER COURSE, IL-4.75, N50 - 0.75"
10	11.1	in	7.0	in	Major Coll.	Grind & Overlay	HMA SURFACE COURSE, IL-9.5, MIX "D", N50-1.5"	POLYMERIZED HOT-MIX ASPHALT BINDER COURSE, IL-4.75, N50 - 0.75"
11	11.0	in	6.0	in	Major Coll.	Grind & Overlay	HMA SURFACE COURSE, IL-9.5, MIX "D", N50-1.5"	POLYMERIZED HOT-MIX ASPHALT BINDER COURSE, IL-4.75, N50 - 0.75"
12	9.5	in	10.5	in	Major Coll.	Grind & Overlay	HMA SURFACE COURSE, IL-9.5, MIX "D", N50-1.5"	POLYMERIZED HOT-MIX ASPHALT BINDER COURSE, IL-4.75, N50 - 0.75"
13	11.1	in	5.0	in	Major Coll.	Grind & Overlay	HMA SURFACE COURSE, IL-9.5, MIX "D", N50-1.5"	POLYMERIZED HOT-MIX ASPHALT BINDER COURSE, IL-4.75, N50 - 0.75"
14	12.0	in	9.0	in	Major Coll.	Grind & Overlay	HMA SURFACE COURSE, IL-9.5, MIX "D", N50-1.5"	POLYMERIZED HOT-MIX ASPHALT BINDER COURSE, IL-4.75, N50 - 0.75"
15	11.0	in	8.0	in	Major Coll.	Grind & Overlay	HMA SURFACE COURSE, IL-9.5, MIX "D", N50-1.5"	POLYMERIZED HOT-MIX ASPHALT BINDER COURSE, IL-4.75, N50 - 0.75"
16	12.0	in	6.0	in	Major Coll.	Grind & Overlay	HMA SURFACE COURSE, IL-9.5, MIX "D", N50-1.5"	POLYMERIZED HOT-MIX ASPHALT BINDER COURSE, IL-4.75, N50 - 0.75"

AVERAGE:      10.6                      6.4





**TESTING SERVICE CORPORATION**

***Local Office:***

457 E. Gundersen Drive, Carol Stream, IL 60188-2492  
630.653.3920 • Fax 630.653.2726

***Corporate Office:***

360 S. Main Place, Carol Stream, IL 60188-2404  
630.462.2600 • Fax 630.653.2988

December 27, 2021  
Local Office

Mr. Lee Fell  
Christopher B. Burke Engineering, Ltd.  
9575 West Higgins Road, Suite 600  
Rosemont, IL 60018

RE: L-93,413  
Pavement Cores  
Galilee Ave. From  
21<sup>st</sup> St. To 33<sup>rd</sup> St  
Zion, IL

Dear Mr. Fell;

Presented in this report are the results for sixteen (16) pavement cores and subgrade samples collected on Galilee Avenue between 21<sup>st</sup> and 33<sup>rd</sup> streets in Zion, Illinois. A Location Plan showing the core locations has been prepared and is enclosed.

The pavement was cored using a portable coring machine equipped with a 4" diamond-tipped core bit. With the pavement core removed, the granular base course materials were measured and a subgrade soil sample was collected for laboratory analysis. The pavement core and base course samples were brought back to our Carol Stream office and the holes were backfilled and patched using a bituminous cold patch mixture.

In the laboratory, the samples were examined by an experienced technician and verified for composition and description. Thickness measurements were made at the quarter points around the periphery of the core in accordance with the procedures specified under ASTM D3549.


Results of the field and laboratory work determined that the pavement type consists of a bituminous surface course layer overlying three binder course layers totaling approximately 10 to 12 inches. At several locations the pavement was deteriorated and fractured and the thickness was estimated from field logs. The granular base course consisted of crushed limestone gravel with fines totaling 4 to 10 inches thick.

Below the pavement section, subgrade soils consisted mainly of silty Clay fill materials overlying brown, gray and black silty Clay. North of Salem Blvd. The fill consisted of silty Sand. Native soils, where encountered exhibited moisture contents between 14 to 18 percent and approximate unconfined compressive strengths of 1.5 to 3.0 tons per square foot.

We are appreciative of the opportunity to assist you with this project. Please feel free to contact me if you have any questions or we may be of further service.

Respectfully submitted,

TESTING SERVICE CORPORATION

A handwritten signature in blue ink, appearing to read 'Darin Delaney', with a stylized flourish at the end.

Darin Delaney  
Project Geologist

DD:lm  
Enc.



## PAVEMENT COMPOSITION AND THICKNESS

Core Number and Location	Description	Thickness in inches
C-1 2105 Galilee Ave. Southbound	Bituminous Concrete Surface Course	2.0
	Bituminous Concrete Binder Course*	2.2
	Bituminous Concrete Binder Course	2.3
	Bituminous Concrete Binder Course	3.8
	<b>Total Bituminous Thickness</b>	<b>10.3</b>
	0.75" maximum size Crushed Limestone Gravel, with fines	3.5
C-2 2201 Galilee Ave. Northbound	Bituminous Concrete Surface Course	2.0
	Bituminous Concrete Binder Course	1.6
	Bituminous Concrete Binder Course*	1.9
	Bituminous Concrete Binder Course	4.4
	<b>Total Bituminous Thickness</b>	<b>9.9</b>
	1.0" maximum size Crushed Limestone Gravel with fines	6
C-3 2217 Galilee Ave. Southbound	Bituminous Concrete Surface Course	2.6
	Bituminous Concrete Binder Course*	1.5
	Bituminous Concrete Binder Course*	2.4
	Bituminous Concrete Binder Course*	4.4
	<b>Total Bituminous Thickness</b>	<b>10.9</b>
	0.75" maximum size Crushed Limestone Gravel with fines	7
C-4 2257 Galilee Ave. Southbound	Bituminous Concrete Surface Course	1.5
	Bituminous Concrete Binder Course	1.6
	Bituminous Concrete Binder Course	1.9
	Bituminous Concrete Binder Course*	4.5
	<b>Total Bituminous Thickness</b>	<b>9.5</b>
	0.75" maximum size Crushed Limestone Gravel with fines	7.5

\* Note: Pavement Layer Not Bonded to Overlying Lift

Core Number and Location	Description	Thickness in inches
C-5 2317 Galilee Ave. Southbound	Bituminous Concrete Surface Course	2.0
	Bituminous Concrete Binder Course	2.1
	Bituminous Concrete Binder Course*	2.0
	Bituminous Concrete Binder Course	4.4
	<b>Total Bituminous Thickness</b>	<b>10.4</b>
	0.75" maximum size Crushed Limestone Gravel with fines	3.5
C-6 2409 Galilee Ave. Southbound	Bituminous Concrete Surface Course	1.5
	Bituminous Concrete Binder Course	1.6
	Bituminous Concrete Binder Course*	2.4
	Bituminous Concrete Binder Course	6.4
	<b>Total Bituminous Thickness</b>	<b>11.9</b>
	1.0" maximum size Crushed Limestone Gravel with fines	8
C-7 2539 Galilee Ave. Southbound	Bituminous Concrete Surface Course	1.8
	Bituminous Concrete Binder Course*	1.5
	Bituminous Concrete Binder Course	2.6
	Bituminous Concrete Binder Course*	4.1
	<b>Total Bituminous Thickness</b>	<b>10.0</b>
	1.0" maximum size Crushed Limestone Gravel, little fines	6
C-8 2607 Galilee Ave. Southbound	Bituminous Concrete Surface Course	1.9
	Bituminous Concrete Binder Course	1.5
	Bituminous Concrete Binder Course	2.6
	Bituminous Concrete Binder Course	3.8
	<b>Total Bituminous Thickness</b>	<b>9.8</b>
	0.75" maximum size Crushed Limestone Gravel with fines	3
C-9 2703 Galilee Ave. Southbound	Bituminous Concrete Surface Course	2.2
	Bituminous Concrete Binder Course	1.3
	Bituminous Concrete Binder Course	2.7

\* Note: Pavement Layer Not Bonded to Overlying Lift



Core Number and Location	Description	Thickness in inches
	Bituminous Concrete Binder Course*	3.2
	<b>Total Bituminous Thickness</b>	<b>9.4</b>
	1.0" maximum size Crushed Limestone Gravel with fines	6.5
C-10 Galilee Ave. 150' S of 27 <sup>th</sup> St	Bituminous Concrete Surface Course	1.8
	Bituminous Concrete Binder Course*	1.9
	Bituminous Concrete Binder Course*	2.2
	Bituminous Concrete Binder Course*	5.2
	<b>Total Bituminous Thickness</b>	<b>11.1</b>
	1.0" maximum size Crushed Limestone Gravel with fines	7
C-11 Galilee Ave. 40' N. of 28 <sup>th</sup> St.	Bituminous Concrete Surface Course	2.0
	Bituminous Concrete Binder Course	1.4
	Bituminous Concrete Binder Course	2.5
	Bituminous Concrete Binder Course*	5.1
	<b>Total Bituminous Thickness</b>	<b>11.0</b>
	1.0" maximum size Crushed Limestone Gravel with fines	6
C-12 2835 Galilee Ave. Northbound	Bituminous Concrete Surface Course	1.5
	Bituminous Concrete Binder Course*. Partially deteriorated	1.5
	Bituminous Concrete Binder Course*. Partially deteriorated	2.5
	Bituminous Concrete Binder Course*. Partially deteriorated	4.0
	<b>Total Bituminous Thickness</b>	<b>9.5</b>
	1.0" maximum size Crushed Limestone Gravel with fines	10.5
C-13 2931 Galilee Ave. Southbound	Bituminous Concrete Surface Course	2.2
	Bituminous Concrete Binder Course	1.7
	Bituminous Concrete Binder Course	2.1
	Bituminous Concrete Binder Course	5.1
	<b>Total Bituminous Thickness</b>	<b>11.1</b>
	0.75" maximum size Crushed Limestone Gravel with fines	5

\* Note: Pavement Layer Not Bonded to Overlying Lift

Core Number and Location	Description	Thickness in inches
C-14 3011 Galilee Ave. Northbound	Bituminous Concrete Surface Course. Partially deteriorated	1.5
	Bituminous Concrete Binder Course. Deteriorated. Thickness could not be determined	NP
	Bituminous Concrete Binder Course	2.8
	Bituminous Concrete Binder Course	5.8
	<b>Total Bituminous Thickness (Estimated from field log)</b>	<b>12.0</b>
	0.75" maximum size Crushed Limestone Gravel with fines	9
C-15 3115 Galilee Ave. Southbound	Bituminous Concrete Surface Course	1.9
	Bituminous Concrete Binder Course*	1.9
	Bituminous Concrete Binder Course*	2.2
	Bituminous Concrete Binder Course	5.0
	<b>Total Bituminous Thickness</b>	<b>11.0</b>
	0.75" maximum size Crushed Limestone Gravel with fines	8
C-16 3219 Galilee Ave. Northbound	Bituminous Concrete Surface Course. Deteriorated. Thickness could not be determined	NP
	Bituminous Concrete Binder Course. Deteriorated. Thickness could not be determined	NP
	Bituminous Concrete Binder Course. Deteriorated. Thickness could not be determined	NP
	Bituminous Concrete Binder Course	5.8
	<b>Total Bituminous Thickness (Estimated from field log)</b>	<b>12.0</b>
	0.75" maximum size Crushed Limestone Gravel with fines	6

\* Note: Pavement Layer Not Bonded to Overlying Lift



## SOIL TESTING SUMMARY

CORE	SAMPLE	Depth	MC %	Dry Unit Weight	Qp*	Soil Description
1	1	1.0' - 2.0'	9.9			Fill: Brown silty Sand. Little gravel, damp (SM)
1	2	2.0' - 3.0'	13.4		2.25	Very stiff gray silty Clay. Little sand, trace gravel, moist (CL)
2	1	1.5' - 2.5'	12.1			Fill: Brown silty Sand. Little gravel, damp (SM)
2	2	2.5' - 3.0'	23.0		1.75	Stiff brown and gray silty Clay. Little sand, trace gravel, moist (CL)
3	1	1.5' - 2.5'	9.5			Fill: Brown silty Sand. Some gravel, damp (SM)
3	2	2.5' - 3.0'	28.4		1.5	Stiff brown, gray and black silty Clay. Trace sand, organic, very moist (CL)
4	1	1.5' - 3.0'	17.1		+4.5	Hard brown and gray silty Clay. Little sand, trace gravel, moist (CL)
5	1	1.5' - 2.0'	9.1			Fill: Brown Sand and gravel. Little silt damp (SP GP)
5	2	2.0' - 3.0'	11.5		2.5	Fill: brown, gray and black silty Clay. Little sand, trace gravel, moist (CL)
6	1	1.5' - 2.5'	7.7			Fill: Brown Sand and gravel. Little silt damp (SP GP)
6	2	2.5' - 3.0'	19.4	110.6	2.0	Stiff brown, gray and black silty Clay. Trace sand, moist (CL)
7	1	1.5' - 3.0'	16.1		+4.5	Hard brown and gray silty Clay. Little sand, trace gravel, moist (CL)
8	1	1.5' - 3.0'	23.1		3.0	Very Stiff brown and gray silty Clay. Little sand, trace gravel, moist (CL)
9	1	1.5' - 3.0'	23.3		2.75	Very Stiff brown and gray silty Clay. Little sand, trace gravel, moist (CL)
10	1	1.5' - 3.0'	16.1	112.3	+4.5	Fill: brown, gray and black silty Clay. Little sand, trace gravel, moist (CL)
11	1	1.5' - 3.0'	15.7	114.8	3.75	Fill: brown, gray and black silty Clay. Little sand, trace gravel, moist (CL)
12	1	1.5' - 3.0'	16.2	117.2	+4.5	Fill: brown and gray silty Clay. Little sand, trace gravel, moist (CL)
13	1	1.5' - 3.0'	25.7	98.0	2.0	Possible fill: Stiff brown, gray and black silty Clay. Little sand, trace gravel, moist (CL)
14	1	1.5' - 3.0'	21.8		4.5	Hard: brown and gray silty Clay. Little sand, trace gravel, moist (CL)
15	1	1.5' - 3.0'	16.8		2.5	Stiff brown and gray silty Clay. Little sand, trace gravel, moist (CL)
16	1	1.5' - 3.0'	18.0	113.4	4.0	Fill: brown and gray silty Clay. Little sand, trace gravel, moist (CL)

MC Moisture Content  
Qp Estimated unconfined compressive strength by pocket pen methods





LEGEND

 CORE LOCATION

CORE LOCATION PLAN  
16 CORES  
GALILEE AVE. FROM 21ST ST. TO 33RD ST.  
ZION, ILLINOIS



TESTING SERVICE CORPORATION  
457 EAST GUNDERSEN DRIVE  
CAROL STREAM, ILLINOIS 60188

DRAWN BY: TJF  
CHECKED BY: DD  
JOB NO.: L-93,413  
DATE: 12-15-21

PAGE NO.  
1 OF 1



## AGGREGATE SUBGRADE IMPROVEMENT (BDE)

Effective: April 1, 2012

Revised: April 1, 2022

Add the following Section to the Standard Specifications:

### “SECTION 303. AGGREGATE SUBGRADE IMPROVEMENT

**303.01 Description.** This work shall consist of constructing an aggregate subgrade improvement (ASI).

**303.02 Materials.** Materials shall be according to the following.

Item	Article/Section
(a) Coarse Aggregate .....	1004.07
(b) Reclaimed Asphalt Pavement (RAP) .....	1031.09

**303.03 Equipment.** The vibratory roller shall be according to Article 1101.01, or as approved by the Engineer. Vibratory machines, such as tampers, shall be used in areas where rollers do not fit.

**303.04 Soil Preparation.** The minimum immediate bearing value (IBV) of the soil below the improved subgrade shall be according to the Department’s “Subgrade Stability Manual” for the aggregate thickness specified.

**303.05 Placing and Compacting.** The maximum nominal lift thickness of aggregate gradations CA 2, CA 6, and CA 10 when compacted shall be 9 in. (225 mm). The maximum nominal lift thickness of aggregate gradations CS 1, CS 2, and RR 1 when compacted shall be 24 in. (600 mm).

The top surface of the aggregate subgrade improvement shall consist of a layer of capping aggregate gradations CA 6 or CA 10 that is 3 in. (75 mm) thick after compaction. Capping aggregate will not be required when aggregate subgrade improvement is used as a cubic yard pay item for undercut applications.

Each lift of aggregate shall be compacted to the satisfaction of the Engineer. If the moisture content of the material is such that compaction cannot be obtained, sufficient water shall be added so that satisfactory compaction can be obtained.

**303.06 Finishing and Maintenance.** The aggregate subgrade improvement shall be finished to the lines, grades, and cross sections shown on the plans, or as directed by the Engineer. The aggregate subgrade improvement shall be maintained in a smooth and compacted condition.

**303.07 Method of Measurement.** This work will be measured for payment according to Article 311.08.

**303.08 Basis of Payment.** This work will be paid for at the contract unit price per cubic yard (cubic meter) or ton (metric ton) for AGGREGATE SUBGRADE IMPROVEMENT or at the contract unit price per square yard (square meter) for AGGREGATE SUBGRADE IMPROVEMENT, of the thickness specified.”

Add the following to Section 1004 of the Standard Specifications:

**“1004.07 Coarse Aggregate for Aggregate Subgrade Improvement (ASI).** The aggregate shall be according to Article 1004.01 and the following.

(a) Description. The coarse aggregate shall be crushed gravel, crushed stone, or crushed concrete. In applications where greater than 24 in. (600 mm) of ASI material is required, gravel may be used below the top 12 in (300 mm) of ASI.

(b) Quality. The coarse aggregate shall consist of sound durable particles reasonably free of deleterious materials.

(c) Gradation.

(1) The coarse aggregate gradation for total ASI thickness less than or equal to 12 in. (300 mm) shall be CA 2, CA 6, CA 10, or CS 1.

The coarse aggregate gradation for total ASI thickness greater than 12 in. (300 mm) shall be CS 1 or CS 2 as shown below or RR 1 according to Article 1005.01(c).

	COARSE AGGREGATE SUBGRADE GRADATIONS				
Grad No.	Sieve Size and Percent Passing				
	8”	6”	4”	2”	#4
CS 1	100	97 ± 3	90 ± 10	45 ± 25	20 ± 20
CS 2		100	80 ± 10	25 ± 15	

	COARSE AGGREGATE SUBGRADE GRADATIONS (Metric)				
Grad No.	Sieve Size and Percent Passing				
	200 mm	150 mm	100 mm	50 mm	4.75 mm
CS 1	100	97 ± 3	90 ± 10	45 ± 25	20 ± 20
CS 2		100	80 ± 10	25 ± 15	

(2) Capping aggregate shall be gradation CA 6 or CA 10.”

Add the following to Article 1031.09 of the Standard Specifications:

“(b) RAP in Aggregate Subgrade Improvement (ASI). RAP in ASI shall be according to Articles 1031.01(a), 1031.02(a), 1031.06(a)(1), and 1031.06(a)(2), and the following.

- (1) The testing requirements of Article 1031.03 shall not apply.
- (2) Crushed RAP used for the lower lift may be mechanically blended with aggregate gradations CS 1, CS 2, and RR 1 but it shall be no greater than 40 percent of the total product volume. RAP agglomerations shall be no greater than 4 in. (100 mm).
- (3) For capping aggregate, well graded RAP having 100 percent passing the 1 1/2 in. (38 mm) sieve may be used when aggregate gradations CS 1, CS 2, CA 2, or RR 1 are used in the lower lift. FRAP will not be permitted as capping material.

Blending shall be through calibrated interlocked feeders or a calibrated blending plant such that the prescribed blending percentage is maintained throughout the blending process. The calibration shall have an accuracy of  $\pm 2.0$  percent of the actual quantity of material delivered."

80274

## **BITUMINOUS MATERIALS COST ADJUSTMENTS (BDE)**

Effective: November 2, 2006

Revised: August 1, 2017

Description. Bituminous material cost adjustments will be made to provide additional compensation to the Contractor, or credit to the Department, for fluctuations in the cost of bituminous materials when optioned by the Contractor. The bidder shall indicate with their bid whether or not this special provision will be part of the contract.

The adjustments shall apply to permanent and temporary hot-mix asphalt (HMA) mixtures, bituminous surface treatments (cover and seal coats), and preventative maintenance type surface treatments that are part of the original proposed construction, or added as extra work and paid for by agreed unit prices. The adjustments shall not apply to bituminous prime coats, tack coats, crack filling/sealing, joint filling/sealing, or extra work paid for at a lump sum price or by force account.

Method of Adjustment. Bituminous materials cost adjustments will be computed as follows.

$$CA = (BPI_P - BPI_L) \times (\%AC_V / 100) \times Q$$

Where: CA = Cost Adjustment, \$.

BPI<sub>P</sub> = Bituminous Price Index, as published by the Department for the month the work is performed, \$/ton (\$/metric ton).

BPI<sub>L</sub> = Bituminous Price Index, as published by the Department for the month prior to the letting for work paid for at the contract price; or for the month the agreed unit price letter is submitted by the Contractor for extra work paid for by agreed unit price, \$/ton (\$/metric ton).

%AC<sub>V</sub> = Percent of virgin Asphalt Cement in the Quantity being adjusted. For HMA mixtures, the % AC<sub>V</sub> will be determined from the adjusted job mix formula. For bituminous materials applied, a performance graded or cutback asphalt will be considered to be 100% AC<sub>V</sub> and undiluted emulsified asphalt will be considered to be 65% AC<sub>V</sub>.

Q = Authorized construction Quantity, tons (metric tons) (see below).

For HMA mixtures measured in square yards:  $Q, \text{ tons} = A \times D \times (G_{mb} \times 46.8) / 2000$ . For HMA mixtures measured in square meters:  $Q, \text{ metric tons} = A \times D \times (G_{mb} \times 1) / 1000$ . When computing adjustments for full-depth HMA pavement, separate calculations will be made for the binder and surface courses to account for their different  $G_{mb}$  and % AC<sub>V</sub>.

For bituminous materials measured in gallons:  $Q, \text{ tons} = V \times 8.33 \text{ lb/gal} \times SG / 2000$

For bituminous materials measured in liters:  $Q, \text{ metric tons} = V \times 1.0 \text{ kg/L} \times SG / 1000$

Where: A = Area of the HMA mixture, sq yd (sq m).

D = Depth of the HMA mixture, in. (mm).

$G_{mb}$  = Average bulk specific gravity of the mixture, from the approved mix design.



V = Volume of the bituminous material, gal (L).  
SG = Specific Gravity of bituminous material as shown on the bill of lading.

Basis of Payment. Bituminous materials cost adjustments may be positive or negative but will only be made when there is a difference between the  $BPI_L$  and  $BPI_P$  in excess of five percent, as calculated by:

$$\text{Percent Difference} = \{(BPI_L - BPI_P) \div BPI_L\} \times 100$$

Bituminous materials cost adjustments will be calculated for each calendar month in which applicable bituminous material is placed; and will be paid or deducted when all other contract requirements for the work placed during the month are satisfied. The adjustments shall not apply during contract time subject to liquidated damages for completion of the entire contract.

80173

## CEMENT, FINELY DIVIDED MINERALS, ADMIXTURES; CONCRETE, AND MORTAR (BDE)

Effective: January 1, 2025

Revise the first paragraph of Article 285.05 of the Standard Specifications to read:

**“285.05 Fabric Formed Concrete Revetment Mat.** The grout shall consist of a mixture of cement, fine aggregate, and water so proportioned and mixed as to provide a pumpable slurry. Fly ash or ground granulated blast furnace (GGBF) slag, and concrete admixtures may be used at the option of the Contractor. The grout shall have an air content of not less than 6.0 percent nor more than 9.0 percent of the volume of the grout. The mix shall obtain a compressive strength of 2500 psi (17,000 kPa) at 28 days according to Article 1020.09.”

Revise Article 302.02 of the Standard Specifications to read:

**“302.02 Materials.** Materials shall be according to the following.

Item	Article/Section
(a) Cement .....	1001
(b) Water .....	1002
(c) Hydrated Lime .....	1012.01
(d) By-Product, Hydrated Lime .....	1012.02
(e) By-Product, Non-Hydrated Lime .....	1012.03
(f) Lime Slurry .....	1012.04
(g) Fly Ash .....	1010
(h) Soil for Soil Modification (Note 1) .....	1009.01
(i) Bituminous Materials (Note 2) .....	1032

Note 1. This soil requirement only applies when modifying with lime (slurry or dry).

Note 2. The bituminous materials used for curing shall be emulsified asphalt RS-2, CRS-2, HFE 90, or HFE 150; rapid curing liquid asphalt RC-70; or medium curing liquid asphalt MC-70 or MC-250.”

Revise Article 312.07(c) of the Standard Specifications to read:

“(c) Cement .....1001”

Add Article 312.07(i) of the Standard Specifications to read:

“(i) Ground Granulated Blast Furnace (GGBF) Slag .....1010”

Revise the first paragraph of Article 312.09 of the Standard Specifications to read:

**“312.09 Proportioning and Mix Design.** At least 60 days prior to start of placing CAM II, the Contractor shall submit samples of materials to be used in the work for proportioning and testing.

The mixture shall contain a minimum of 200 lb (120 kg) of cement per cubic yard (cubic meter). Cement may be replaced with fly ash or ground granulated blast furnace (GGBF) slag according to Article 1020.05(c)(1) or 1020.05(c)(2), respectively, however the minimum cement content in the mixture shall be 170 lbs/cu yd (101 kg/cu m). Blends of coarse and fine aggregates will be permitted, provided the volume of fine aggregate does not exceed the volume of coarse aggregate. The Engineer will determine the proportions of materials for the mixture according to the "Portland Cement Concrete Level III Technician Course" manual. However, the Contractor may substitute their own mix design. Article 1020.05(a) shall apply, and a Level III PCC Technician shall develop the mix design."

Revise Article 352.02 of the Standard Specifications to read:

**"352.02 Materials.** Materials shall be according to the following.

Item	Article/Section
(a) Cement (Note 1) .....	1001
(b) Soil for Soil-Cement Base Course .....	1009.03
(c) Water .....	1002
(d) Bituminous Materials (Note 2) .....	1032

Note 1. Bulk cement may be used for the traveling mixing plant method if the equipment for handling, weighing, and spreading the cement is approved by the Engineer.

Note 2. The bituminous materials used for curing shall be emulsified asphalt RS-2, CRS-2, HFE 90, or HFE 150; rapid curing liquid asphalt RC-70; or medium curing liquid asphalt MC-70 or MC-250."

Revise Article 404.02 of the Standard Specifications to read:

**"404.02 Materials.** Materials shall be according to the following.

Item	Article/Section
(a) Cement .....	1001
(b) Water .....	1002
(c) Fine Aggregate .....	1003.08
(d) Bituminous Material (Tack Coat) .....	1032.06
(e) Emulsified Asphalts (Note 1) (Note 2) .....	1032.06
(f) Fiber Modified Joint Sealer .....	1050.05
(g) Additives (Note 3)	

Note 1. When used for slurry seal, the emulsified asphalt shall be CQS-1h according to Article 1032.06(b).

Note 2. When used for micro-surfacing, the emulsified asphalt shall be CQS-1hP according to Article 1032.06(e).

Note 3. Additives may be added to the emulsion mix or any of the component materials to provide the control of the quick-traffic properties. They shall be included as part of the mix design and be compatible with the other components of the mix.

Revise the last sentence of the fourth paragraph of Article 404.08 of the Standard Specifications to read:

“When approved by the Engineer, the sealant may be dusted with fine sand, cement, or mineral filler to prevent tracking.”

Revise Note 2 of Article 516.02 of the Standard Specifications to read:

“Note 2. The sand-cement grout mix shall be according to Section 1020 and shall be a 1:1 blend of sand and cement comprised of a Type I, IL, or II cement at 185 lb/cu yd (110 kg/cu m). The maximum water cement ratio shall be sufficient to provide a flowable mixture with a typical slump of 10 in. (250 mm).”

Revise Note 2 of Article 543.02 of the Standard Specifications to read:

“Note 2. The grout mixture shall be 6.50 hundredweight/cu yd (385 kg/cu m) of cement plus fine aggregate and water. Fly ash or ground granulated blast furnace (GGBF) slag may replace a maximum of 5.25 hundredweight/cu yd (310 kg/cu m) of the cement. The water/cement ratio, according to Article 1020.06, shall not exceed 0.60. An air-entraining admixture shall be used to produce an air content, according to Article 1020.08, of not less than 6.0 percent nor more than 9.0 percent of the volume of the grout. The Contractor shall have the option to use a water-reducing or high range water-reducing admixture.”

Revise Article 583.01 of the Standard Specifications to read:

“**583.01 Description.** This work shall consist of placing cement mortar along precast, prestressed concrete bridge deck beams as required for fairing out any unevenness between adjacent deck beams prior to placing of waterproofing membrane and surfacing.”

Revise Article 583.02(a) of the Standard Specifications to read:

“(a) Cement .....1001”

Revise the first paragraph of Article 583.03 of the Standard Specifications to read:

“**583.03 General.** This work shall only be performed when the air temperature is 45 °F (7 °C) and rising. The mixture for cement mortar shall consist of three parts sand to one part cement by volume. The amount of water shall be no more than that necessary to produce a workable, plastic mortar.”

Revise Note 2/ in Article 1003.01(b) of the Standard Specifications to read:

“2/ Applies only to sand. Sand exceeding the colorimetric test standard of 11 (Illinois Modified AASHTO T 21) will be checked for mortar making properties according to Illinois Modified ASTM C 87 and shall develop a compressive strength at the age of 14 days when using Type I, IL, or II cement of not less than 95 percent of the comparable standard.

Revise the second sentence of Article 1003.02(e)(1) of the Standard Specifications to read:

“The test will be performed with Type I, IL, or II portland cement having a total equivalent alkali content ( $\text{Na}_2\text{O} + 0.658\text{K}_2\text{O}$ ) of 0.90 percent or greater.”

Revise the first sentence of the second paragraph of Article 1003.02(e)(3) of the Standard Specifications to read:

“The ASTM C 1293 test shall be performed with Type I, IL, or II portland cement having a total equivalent alkali content ( $\text{Na}_2\text{O} + 0.658\text{K}_2\text{O}$ ) of 0.80 percent or greater.”

Revise the second sentence of Article 1004.02(g)(1) of the Standard Specifications to read:

“The test will be performed with Type I, IL, or II portland cement having a total equivalent alkali content ( $\text{Na}_2\text{O} + 0.658\text{K}_2\text{O}$ ) of 0.90 percent or greater.”

Revise Article 1017.01 of the Standard Specifications to read:

**“1017.01 Requirements.** The mortar shall be high-strength according to ASTM C 387 and shall have a minimum 80.0 percent relative dynamic modulus of elasticity when tested by the Department according to Illinois Modified AASHTO T 161 or AASHTO T 161 when tested by an independent lab. The high-strength mortar shall have a water-soluble chloride ion content of less than 0.40 lb/cu yd (0.24 kg/cu m). The test shall be performed according to ASTM C 1218, and the high-strength mortar shall have an age of 28 to 42 days at the time of test. The ASTM C 1218 test shall be performed by an independent lab a minimum of once every five years, and the test results shall be provided to the Department. Mixing of the high-strength mortar shall be according to the manufacturer’s specifications. The Department will maintain a qualified product list.”

Revise the fourth sentence of Article 1018.01 of the Standard Specifications to read:

“The ASTM C 1218 test shall be performed by an independent lab a minimum of once every five years, and the test results shall be provided to the Department.”

Revise Article 1019.02 of the Standard Specifications to read:

**“1019.02 Materials.** Materials shall be according to the following.

Item	Article/Section
(a) Cement .....	1001
(b) Water .....	1002

- (c) Fine Aggregate for Controlled Low-Strength Material (CLSM) ..... 1003.06
- (d) Fly Ash ..... 1010
- (e) Ground Granulated Blast Furnace (GGBF) Slag..... 1010
- (f) Admixtures (Note 1)

Note 1. The air-entraining admixture may be in powder or liquid form. Prior to approval, a CLSM air-entraining admixture will be evaluated by the Department. The admixture shall be able to meet the air content requirements of Mix 2. The Department will maintain a qualified product list.”

Revise Article 1019.05 of the Standard Specifications to read:

“**1019.05 Department Mix Design.** The Department mix design shall be Mix 1, 2, or 3 and shall be proportioned to yield approximately one cubic yard (cubic meter).

Mix 1	
Cement	50 lb (30 kg)
Fly Ash – Class C or F, and/or GGBF Slag	125 lb (74 kg)
Fine Aggregate – Saturated Surface Dry	2900 lb (1720 kg)
Water	50-65 gal (248-322 L)
Air Content	No air is entrained

Mix 2	
Cement	125 lb (74 kg)
Fine Aggregate – Saturated Surface Dry	2500 lb (1483 kg)
Water	35-50 gal (173-248 L)
Air Content	15-25 %

Mix 3	
Cement	40 lb (24 kg)
Fly Ash – Class C or F, and/or GGBF Slag	125 lb (74 kg)
Fine Aggregate – Saturated Surface Dry	2500 lb (1483 kg)
Water	35-50 gal (179-248 L)
Air Content	15-25 %”

Revise Article 1020.04, Table 1, Note (8) of the Standard Specifications to read:

“(8) In addition to the Type III portland cement, 100 lb/cu yd of ground granulated blast-furnace slag and 50 lb/cu yd of microsilica (silica fume) shall be used. For an air temperature greater than 85 °F, the Type III portland cement may be replaced with Type I, IL, or II portland cement.”

Revise Article 1020.04, Table 1 (Metric), Note (8) of the Standard Specifications to read:

“(8) In addition to the Type III portland cement, 60 kg/cu m of ground granulated blast-furnace slag and 30 kg/cu m of microsilica (silica fume) shall be used. For an air temperature greater than 30 °C, the Type III portland cement may be replaced with Type I, IL, or II portland cement.”

Revise the second paragraph of Article 1020.05(a) of the Standard Specifications to read:

“For a mix design using a portland-pozzolan cement, portland blast-furnace slag cement, portland-limestone cement, or replacing portland cement with finely divided minerals per Articles 1020.05(c) and 1020.05(d), the Contractor may submit a mix design with a minimum portland cement content less than 400 lbs/cu yd (237 kg/cu m), but not less than 375 lbs/cu yd (222 kg/cu m), if the mix design is shown to have a minimum relative dynamic modulus of elasticity of 80 percent determined according to AASHTO T 161. Testing shall be performed by an independent laboratory accredited by AASHTO re:source for Portland Cement Concrete.”

Revise the first sentence of the first paragraph of Article 1020.05(b) of the Standard Specifications to read:

“Corrosion inhibitors and concrete admixtures shall be according to the qualified product lists.”

Delete the fourth and fifth sentences of the second paragraph of Article 1020.05(b) of the Standard Specifications.

Revise the third sentence of the second paragraph of Article 1020.05(b)(5) of the Standard Specifications to read:

“The qualified product lists of concrete admixtures shall not apply.”

Revise second paragraph of Article 1020.05(b)(10) of the Standard Specifications to read:

“When calcium nitrite is used, it shall be added at the rate of 4 gal/cu yd (20 L/cu m) and shall be added to the mix immediately after all compatible admixtures have been introduced to the batch. Other corrosion inhibitors shall be added per the manufacturer’s specifications.”

Delete the third paragraph of Article 1020.05(b)(10) of the Standard Specifications.

Revise Article 1020.15(b)(1)c. of the Standard Specifications to read:

“c. The minimum portland cement content in the mixture shall be 375 lbs/cu yd (222 kg/cu m). When the total of organic processing additions, inorganic processing additions, and limestone addition exceed 5.0 percent in the cement, the minimum portland cement content in the mixture shall be 400 lbs/cu yd (237 kg/cu m). For a drilled shaft, foundation, footing, or substructure, the

minimum portland cement may be reduced to as low as 330 lbs/cu yd (196 kg/cu m) if the concrete has adequate freeze/thaw durability. The Contractor shall provide freeze/thaw test results according to AASHTO T 161, and the relative dynamic modulus of elasticity of the mix design shall be a minimum of 80 percent. Testing shall be performed by an independent laboratory accredited by AASHTO re:source for Portland Cement Concrete. Freeze/thaw testing will not be required for concrete that will not be exposed to freezing and thawing conditions as determined by the Engineer.”

Revise Article 1021.01 of the Standard Specifications to read:

**“1021.01 General.** Admixtures shall be furnished in liquid or powder form ready for use. The admixtures shall be delivered in the manufacturer's original containers, bulk tank trucks or such containers or tanks as are acceptable to the Engineer. Delivery shall be accompanied by a ticket which clearly identifies the manufacturer, the date of manufacture, and trade name of the material. Containers shall be readily identifiable as to manufacturer, the date of manufacture, and trade name of the material they contain.

Concrete admixtures shall be on one of the Department's qualified product lists. Unless otherwise noted, admixtures shall have successfully completed and remain current with the AASHTO Product Eval and Audit Concrete Admixture (CADD) testing program. For admixture submittals to the Department; the product brand name, manufacturer name, admixture type or types, an electronic link to the product's technical data sheet, and the NTPEP testing number which contains an electronic link to all test data shall be provided. In addition, a letter shall be submitted certifying that no changes have been made in the formulation of the material since the most current round of tests conducted by AASHTO Product Eval and Audit. After 28 days of testing by AASHTO Product Eval and Audit, air-entraining admixtures may be provisionally approved and used on Departmental projects. For all other admixtures, unless otherwise noted, the time period after which provisionally approved status may be earned is 6 months.

The manufacturer shall include the following in the submittal to the AASHTO Product Eval and Audit CADD testing program: the manufacturing range for specific gravity, the midpoint and manufacturing range for residue by oven drying, and manufacturing range of pH. The submittal shall also include an infrared spectrophotometer trace no more than five years old.

For air-entraining admixtures according to Article 1021.02, the specific gravity allowable manufacturing range established by the manufacturer shall be according to AASHTO M 194. For residue by oven drying and pH, the allowable manufacturing range and test methods shall be according to AASHTO M 194.

For admixtures according to Articles 1021.03, 1021.04, 1021.05, 1021.06, 1021.07, and 1021.08, the pH allowable manufacturing range established by the manufacturer shall be according to ASTM E 70. For specific gravity and residue by oven drying, the allowable manufacturing range and test methods shall be according to AASHTO M 194.



All admixtures, except chloride-based accelerators, shall contain a maximum of 0.3 percent chloride by weight (mass) as determined by an appropriate test method. To verify the test result, the Department will use Illinois Modified AASHTO T 260, Procedure A, Method 1.

Prior to final approval of an admixture, the Engineer reserves the right to request a sample for testing. The test and reference concrete mixtures tested by the Engineer will contain a cement content of 5.65 cwt/cu yd (335 kg/cu m). For freeze-thaw testing, the Department will perform the test according to Illinois Modified AASHTO T 161. The flexural strength test will be performed according to AASHTO T 177. If the Engineer decides to test the admixture, the manufacturer shall submit AASHTO T 197 water content and set time test results on the standard cement used by the Department. The manufacturer may select their lab or an independent lab to perform this testing. The laboratory is not required to be accredited by AASHTO.

Random field samples may be taken by the Department to verify an admixture meets specification. A split sample will be provided to the manufacturer if requested. Admixtures that do not meet specification requirements or an allowable manufacturing range established by the manufacturer shall be replaced with new material.”

Revise Article 1021.03 of the Standard Specifications to read:

**“1021.03 Retarding and Water-Reducing Admixtures.** The admixture shall be according to the following.

- (a) Retarding admixtures shall be according to AASHTO M 194, Type B (retarding) or Type D (water-reducing and retarding).
- (b) Water-reducing admixtures shall be according to AASHTO M 194, Type A.
- (c) High range water-reducing admixtures shall be according to AASHTO M 194, Type F (high range water-reducing) or Type G (high range water-reducing and retarding).”

Revise Article 1021.05 of the Standard Specifications to read:

**“1021.05 Self-Consolidating Admixtures.** Self-consolidating admixture systems shall consist of either a high range water-reducing admixture only or a high range water-reducing admixture combined with a separate viscosity modifying admixture. The one or two component admixture system shall be capable of producing a concrete that can flow around reinforcement and consolidate under its own weight without additional effort and without segregation.

High range water-reducing admixtures shall be according to AASHTO M 194, Type F.

Viscosity modifying admixtures shall be according to AASHTO M 194, Type S (specific performance).”

Revise Article 1021.06 of the Standard Specifications to read:

**“1021.06 Rheology-Controlling Admixture.** Rheology-controlling admixtures shall be capable of producing a concrete mixture with a lower yield stress that will consolidate easier for slipform applications used by the Contractor. Rheology-controlling admixtures shall be according to AASHTO M 194, Type S (specific performance).”

Revise Article 1021.07 of the Standard Specifications to read:

**“1021.07 Corrosion Inhibitor.** The corrosion inhibitor shall be according to one of the following.

(a) Calcium Nitrite. Corrosion inhibitors shall contain a minimum 30 percent calcium nitrite by weight (mass) of solution and shall comply with either the requirements of AASHTO M 194, Type C (accelerating) or the requirements of ASTM C 1582. The corrosion inhibiting performance requirements of ASTM C 1582 shall not apply.

(b) Other Materials. The corrosion inhibitor shall be according to ASTM C 1582.

For submittals requiring testing according to ASTM M 194, Type C (accelerating), the admixture shall meet the requirements of the AASHTO Product Eval and Audit CADD testing program according to Article 1021.01.

For submittals requiring testing according to ASTM C 1582, a report prepared by an independent laboratory accredited by AASHTO re:source for portland cement concrete shall be provided. The report shall show the results of physical tests conducted no more than five years prior to the time of submittal, according to applicable specifications. However, ASTM G 109 test information specified in ASTM C 1582 is not required to be from an independent accredited lab. All other information in ASTM C 1582 shall be from an independent accredited lab. Test data and other information required to be submitted to AASHTO Product Eval and Audit according to Article 1021.01, shall instead be submitted directly to the Department.”

Add Article 1021.08 of the Standard Specifications as follows:

**“1021.08 Other Specific Performance Admixtures.** Other specific performance admixtures shall, at a minimum, be according to AASHTO M 194, Type S (specific performance). The Department also reserves the right to require other testing, as determined by the Engineer, to show evidence of specific performance characteristics.

Initial testing according to AASHTO M 194 may be conducted under the AASHTO Product Eval and Audit CADD testing program according to Article 1021.01, or by an independent laboratory accredited by AASHTO re:source for Portland Cement Concrete. In either case, test data and other information required to be submitted to AASHTO Product Eval and Audit according to Article 1021.01, shall also be submitted directly to the Department. The independent accredited lab report shall show the results of physical tests conducted no more than five years prior to the time of submittal, according to applicable specifications.”

Revise Article 1024.01 of the Standard Specifications to read:

**“1024.01 Requirements for Grout.** The grout shall be proportioned by dry volume, thoroughly mixed, and shall have a minimum temperature of 50 °F (10 °C). Water shall not exceed the minimum needed for placement and finishing.

Materials for the grout shall be according to the following.

Item	Article/Section
(a) Cement .....	1001
(b) Water .....	1002
(c) Fine Aggregate .....	1003.02
(d) Fly Ash .....	1010
(e) Ground Granulated Blast Furnace (GGBF) Slag.....	1010
(f) Concrete Admixtures .....	1021”

Revise Note 1 of Article 1024.02 of the Standard Specifications to read:

“Note 1. Nonshrink grout shall be according to Illinois Modified ASTM C 1107.

The nonshrink grout shall have a water-soluble chloride ion content of less than 0.40 lb/cu yd (0.24 kg/cu m). The test shall be performed according to ASTM C 1218, and the grout shall have an age of 28 to 42 days at the time of test. The ASTM C 1218 test shall be performed by an independent lab a minimum of once every five years, and the test results shall be provided to the Department. Mixing of the nonshrink grout shall be according to the manufacturer’s specifications. The Department will maintain a qualified product list.”

Revise Article 1029.02 of the Standard Specifications to read:

**“1029.02 Materials.** Materials shall be according to the following.

Item	Article/Section
(a) Cement.....	1001
(b) Fly Ash .....	1010
(c) Ground Granulated Blast Furnace (GGBF) Slag .....	1010
(d) Water.....	1002
(e) Fine Aggregate.....	1003
(f) Concrete Admixtures .....	1021
(g) Foaming Agent (Note 1)	

Note 1. The manufacturer shall submit infrared spectrophotometer trace and test results indicating the foaming agent meets the requirements of ASTM C 869 in order to be on the Department’s qualified product list. Submitted data/results shall not be more than five years old.”

Revise the second paragraph of Article 1103.03(a)(4) the Standard Specifications to read:

“The dispenser system shall provide a visual indication that the liquid admixture is actually entering the batch, such as via a transparent or translucent section of tubing or by independent check with an integrated secondary metering device. If approved by the Engineer, an alternate indicator may be used for admixtures dosed at rates of 25 oz/cwt (1630 mL/100 kg) or greater, such as accelerating admixtures, corrosion inhibitors, and viscosity modifying admixtures.”

Revise the first two sections of Check Sheet #11 of the Supplemental Specifications and Recurring Special Provisions to read:

“Description. This work shall consist of filling voids beneath rigid and composite pavements with cement grout.

Materials. Materials shall be according to the following Articles of Division 1000 - Materials of the Standard Specifications:

Item	Article/Section
(a) Cement .....	1001
(b) Water .....	1002
(c) Fly Ash .....	1010
(d) Ground Granulated Blast Furnace (GGBF) Slag.....	1010
(e) Admixtures .....	1021
(f) Packaged Rapid Hardening Mortar or Concrete .....	1018”

Revise the third paragraph of Materials Note 2 of Check Sheet #28 of the Supplemental Specifications and Recurring Special Provisions to read:

“The Department will maintain a qualified product list of synthetic fibers, which will include the minimum required dosage rate. For the minimum required fiber dosage rate based on the Illinois Modified ASTM C 1609 test, a report prepared by an independent laboratory accredited by AASHTO re:source for Portland Cement Concrete shall be provided. The report shall show results of tests conducted no more than five years prior to the time of submittal.”

80460

## **COMPENSABLE DELAY COSTS (BDE)**

Effective: June 2, 2017

Revised: April 1, 2019

Revise Article 107.40(b) of the Standard Specifications to read:

“(b) Compensation. Compensation will not be allowed for delays, inconveniences, or damages sustained by the Contractor from conflicts with facilities not meeting the above definition; or if a conflict with a utility in an unanticipated location does not cause a shutdown of the work or a documentable reduction in the rate of progress exceeding the limits set herein. The provisions of Article 104.03 notwithstanding, compensation for delays caused by a utility in an unanticipated location will be paid according to the provisions of this Article governing minor and major delays or reduced rate of production which are defined as follows.

- (1) Minor Delay. A minor delay occurs when the work in conflict with the utility in an unanticipated location is completely stopped for more than two hours, but not to exceed two weeks.
- (2) Major Delay. A major delay occurs when the work in conflict with the utility in an unanticipated location is completely stopped for more than two weeks.
- (3) Reduced Rate of Production Delay. A reduced rate of production delay occurs when the rate of production on the work in conflict with the utility in an unanticipated location decreases by more than 25 percent and lasts longer than seven calendar days.”

Revise Article 107.40(c) of the Standard Specifications to read:

“(c) Payment. Payment for Minor, Major, and Reduced Rate of Production Delays will be made as follows.

- (1) Minor Delay. Labor idled which cannot be used on other work will be paid for according to Article 109.04(b)(1) and (2) for the time between start of the delay and the minimum remaining hours in the work shift required by the prevailing practice in the area.

Equipment idled which cannot be used on other work, and which is authorized to standby on the project site by the Engineer, will be paid for according to Article 109.04(b)(4).

- (2) Major Delay. Labor will be the same as for a minor delay.

Equipment will be the same as for a minor delay, except Contractor-owned equipment will be limited to two weeks plus the cost of move-out to either the

Contractor's yard or another job and the cost to re-mobilize, whichever is less. Rental equipment may be paid for longer than two weeks provided the Contractor presents adequate support to the Department (including lease agreement) to show retaining equipment on the job is the most economical course to follow and in the public interest.

- (3) Reduced Rate of Production Delay. The Contractor will be compensated for the reduced productivity for labor and equipment time in excess of the 25 percent threshold for that portion of the delay in excess of seven calendar days. Determination of compensation will be in accordance with Article 104.02, except labor and material additives will not be permitted.

Payment for escalated material costs, escalated labor costs, extended project overhead, and extended traffic control will be determined according to Article 109.13."

Revise Article 108.04(b) of the Standard Specifications to read:

"(b) No working day will be charged under the following conditions.

- (1) When adverse weather prevents work on the controlling item.
- (2) When job conditions due to recent weather prevent work on the controlling item.
- (3) When conduct or lack of conduct by the Department or its consultants, representatives, officers, agents, or employees; delay by the Department in making the site available; or delay in furnishing any items required to be furnished to the Contractor by the Department prevents work on the controlling item.
- (4) When delays caused by utility or railroad adjustments prevent work on the controlling item.
- (5) When strikes, lock-outs, extraordinary delays in transportation, or inability to procure critical materials prevent work on the controlling item, as long as these delays are not due to any fault of the Contractor.
- (6) When any condition over which the Contractor has no control prevents work on the controlling item."

Revise Article 109.09(f) of the Standard Specifications to read:

- "(f) Basis of Payment. After resolution of a claim in favor of the Contractor, any adjustment in time required for the work will be made according to Section 108. Any adjustment in the costs to be paid will be made for direct labor, direct materials, direct equipment, direct jobsite overhead, direct offsite overhead, and other direct costs allowed by the resolution. Adjustments in costs will not be made for interest charges, loss of anticipated profit, undocumented loss of efficiency, home office overhead and unabsorbed overhead

other than as allowed by Article 109.13, lost opportunity, preparation of claim expenses and other consequential indirect costs regardless of method of calculation.

The above Basis of Payment is an essential element of the contract and the claim cost recovery of the Contractor shall be so limited.”

Add the following to Section 109 of the Standard Specifications.

**“109.13 Payment for Contract Delay.** Compensation for escalated material costs, escalated labor costs, extended project overhead, and extended traffic control will be allowed when such costs result from a delay meeting the criteria in the following table.

Contract Type	Cause of Delay	Length of Delay
Working Days	Article 108.04(b)(3) or Article 108.04(b)(4)	No working days have been charged for two consecutive weeks.
Completion Date	Article 108.08(b)(1) or Article 108.08(b)(7)	The Contractor has been granted a minimum two week extension of contract time, according to Article 108.08.

Payment for each of the various costs will be according to the following.

- (a) Escalated Material and/or Labor Costs. When the delay causes work, which would have otherwise been completed, to be done after material and/or labor costs have increased, such increases will be paid. Payment for escalated material costs will be limited to the increased costs substantiated by documentation furnished by the Contractor. Payment for escalated labor costs will be limited to those items in Article 109.04(b)(1) and (2), except the 35 percent and 10 percent additives will not be permitted.
- (b) Extended Project Overhead. For the duration of the delay, payment for extended project overhead will be paid as follows.
  - (1) Direct Jobsite and Offsite Overhead. Payment for documented direct jobsite overhead and documented direct offsite overhead, including onsite supervisory and administrative personnel, will be allowed according to the following table.

Original Contract Amount	Supervisory and Administrative Personnel
Up to \$5,000,000	One Project Superintendent
Over \$ 5,000,000 - up to \$25,000,000	One Project Manager, One Project Superintendent or Engineer, and One Clerk
Over \$25,000,000 - up to \$50,000,000	One Project Manager, One Project Superintendent, One Engineer, and

	One Clerk
Over \$50,000,000	One Project Manager, Two Project Superintendents, One Engineer, and One Clerk

(2) Home Office and Unabsorbed Overhead. Payment for home office and unabsorbed overhead will be calculated as 8 percent of the total delay cost.

(c) Extended Traffic Control. Traffic control required for an extended period of time due to the delay will be paid for according to Article 109.04.

When an extended traffic control adjustment is paid under this provision, an adjusted unit price as provided for in Article 701.20(a) for increase or decrease in the value of work by more than ten percent will not be paid.

Upon payment for a contract delay under this provision, the Contractor shall assign subrogation rights to the Department for the Department's efforts of recovery from any other party for monies paid by the Department as a result of any claim under this provision. The Contractor shall fully cooperate with the Department in its efforts to recover from another party any money paid to the Contractor for delay damages under this provision."

80384



## CONSTRUCTION AIR QUALITY – DIESEL RETROFIT (BDE)

Effective: June 1, 2010

Revised: January 1, 2025

The reduction of emissions of particulate matter (PM) for off-road equipment shall be accomplished by installing retrofit emission control devices. The term “equipment” refers to diesel fuel powered devices rated at 50 hp and above, to be used on the jobsite in excess of seven calendar days over the course of the construction period on the jobsite (including rental equipment).

Contractor and subcontractor diesel powered off-road equipment assigned to the contract shall be retrofitted according to the table below.

Horsepower Range	Model Year and Older
50-99	2003
100-299	2002
300-599	2000
600-749	2001
750 and up	2005

The retrofit emission control devices shall achieve a minimum PM emission reduction of 50 percent and shall be:

- a) Included on the U.S. Environmental Protection Agency (USEPA) *Verified Retrofit Technology List* (<https://www.epa.gov/verified-diesel-tech/verified-technologies-list-clean-diesel>), or verified by the California Air Resources Board (CARB) (<http://www.arb.ca.gov/diesel/verdev/vt/cvt.htm>); or
- b) Retrofitted with a non-verified diesel retrofit emission control device if verified retrofit emission control devices are not available for equipment proposed to be used on the project, and if the Contractor has obtained a performance certification from the retrofit device manufacturer that the emission control device provides a minimum PM emission reduction of 50 percent.

Note: Large cranes (Crawler mounted cranes) which are responsible for critical lift operations are exempt from installing retrofit emission control devices if such devices adversely affect equipment operation.

Diesel powered off-road equipment with engine ratings of 50 hp and above, which are unable to be retrofitted with verified emission control devices or if performance certifications are not available which will achieve a minimum 50 percent PM reduction, may be granted a waiver by the Department if documentation is provided showing good faith efforts were made by the Contractor to retrofit the equipment.

Construction shall not proceed until the Contractor submits a certified list of the diesel powered off-road equipment that will be used, and as necessary, retrofitted with emission control devices. The list(s) shall include (1) the equipment number, type, make, Contractor/rental company name; and (2) the emission control devices make, model, USEPA or CARB verification number, or performance certification from the retrofit device manufacturer. Equipment reported as fitted with emissions control devices shall be made available to the Engineer for visual inspection of the device installation, prior to being used on the jobsite.

The Contractor shall submit an updated list of retrofitted off-road construction equipment as retrofitted equipment changes or comes on to the jobsite. The addition or deletion of any diesel powered equipment shall be included on the updated list.

If any diesel powered off-road equipment is found to be in non-compliance with any portion of this special provision, the Engineer will issue the Contractor a diesel retrofit deficiency deduction.

Any costs associated with retrofitting any diesel powered off-road equipment with emission control devices shall be considered as included in the contract unit prices bid for the various items of work involved and no additional compensation will be allowed. The Contractor's compliance with this notice and any associated regulations shall not be grounds for a claim.

### **Diesel Retrofit Deficiency Deduction**

When the Engineer determines that a diesel retrofit deficiency exists, a daily monetary deduction will be imposed for each calendar day or fraction thereof the deficiency continues to exist. The calendar day(s) will begin when the time period for correction is exceeded and end with the Engineer's written acceptance of the correction. The daily monetary deduction will be \$1,000.00 for each deficiency identified.

The deficiency will be based on lack of diesel retrofit emissions control.

If a Contractor accumulates three diesel retrofit deficiency deductions for the same piece of equipment in a contract period, the Contractor will be shutdown until the deficiency is corrected. Such a shutdown will not be grounds for any extension of the contract time, waiver of penalties, or be grounds for any claim.

80261

## DISADVANTAGED BUSINESS ENTERPRISE PARTICIPATION (BDE)

Effective: September 1, 2000

Revised: January 2, 2025

1. OVERVIEW AND GENERAL OBLIGATION. The Department of Transportation, as a recipient of federal financial assistance, is required to take all necessary and reasonable steps to ensure nondiscrimination in the award and administration of contracts. Consequently, the federal regulatory provisions of 49 CFR Part 26 apply to this contract concerning the utilization of disadvantaged business enterprises. For the purposes of this Special Provision, a disadvantaged business enterprise (DBE) means a business certified in accordance with the requirements of 49 CFR Part 26 and listed in the Illinois Unified Certification Program (IL UCP) DBE Directory. Award of the contract is conditioned on meeting the requirements of 49 CFR Part 26, and failure by the Contractor to carry out the requirements of Part 26 is a material breach of the contract and may result in the termination of the contract or such other remedies as the Department deems appropriate.
2. CONTRACTOR ASSURANCE. All assurances set forth in FHWA 1273 are hereby incorporated by reference and will be physically attached to the final contract and all subcontracts.
3. CONTRACT GOAL TO BE ACHIEVED BY THE CONTRACTOR. The Department has determined the work of this contract has subcontracting opportunities that may be suitable for performance by DBE companies and that, in the absence of unlawful discrimination and in an arena of fair and open competition, DBE companies can be expected to perform 15.00 % of the work. This percentage is set as the DBE participation goal for this contract. Consequently, in addition to the other award criteria established for this contract, the Department will only award this contract to a bidder who makes a good faith effort to meet this goal of DBE participation in the performance of the work in accordance with the requirements of 49 CFR 26.53 and SBE Memorandum No. 24-02.
4. IDENTIFICATION OF CERTIFIED DBE. Information about certified DBE Contractors can be found in the Illinois UCP Directory. Bidders can obtain additional information and assistance with identifying DBE-certified companies at the Department's website or by contacting the Department's Bureau of Small Business Enterprises at (217) 785-4611.
5. BIDDING PROCEDURES. Compliance with this Special Provision and SBE Policy Memorandum 24-02 is a material bidding requirement. The following shall be included with the bid.
  - (a) DBE Utilization Plan (form SBE 2026) documenting enough DBE participation has been obtained to meet the goal, or a good faith effort has been made to meet the goal even though the efforts did not succeed in obtaining enough DBE participation to meet the goal.

(b) Applicable DBE Participation Statement (form SBE 2023, 2024, and/or 2025) for each DBE firm the bidder has committed to perform the work to achieve the contract goal.

The required forms and documentation shall be submitted as a single .pdf file using the “Integrated Contractor Exchange (iCX)” application within the Department’s “EBids System”.

The Department will not accept a bid if it does not meet the bidding procedures set forth herein and the bid will be declared non-responsive. A bidder declared non-responsive for failure to meet the bidding procedures will not give rise to an administrative reconsideration. In the event the bid is declared non-responsive, the Department may elect to cause the forfeiture of the penal sum of the bidder’s proposal guaranty and may deny authorization to bid the project if re-advertised for bids.

6. UTILIZATION PLAN EVALUATION. The contract will not be awarded until the Utilization Plan is approved. All information submitted by the bidder must be complete, accurate, and adequately document the bidder has committed to DBE participation sufficient to meet the goal, or that the bidder has made good faith efforts to do so, in the event the bidder cannot meet the goal, in order for the Department to commit to the performance of the contract by the bidder.

The Utilization Plan will be approved by the Department if the Utilization Plan documents sufficient commercially useful DBE work to meet the contract goal or the Department determines, based upon the documentation submitted, that the bidder has made a good faith effort to meet the contract goal pursuant to 49 CFR Part 26, Appendix A and the requirements of SBE 2026.

If the Department determines that a good faith effort has not been made, the Department will notify the responsible company official designated in the Utilization Plan of that determination in accordance with SBE Policy Memorandum 24-02.

7. CALCULATING DBE PARTICIPATION. The Utilization Plan values represent work the bidder commits to have performed by the specified DBEs and paid for upon satisfactory completion. The Department is only able to count toward the achievement of the overall goal and the contract goal the value of payments made for the work actually performed by DBE firms. In addition, a DBE must perform a commercially useful function on the contract to be counted. A commercially useful function is generally performed when the DBE is responsible for the work and is carrying out its responsibilities by actually performing, managing, and supervising the work involved. The Department and Contractor are governed by the provisions of 49 CFR Part 26.55(c) on questions of commercially useful functions as it affects the work. Specific guidelines for counting goal credit are provided in 49 CFR Part 26.55. In evaluating Utilization Plans for award the Department will count goal credit as set forth in Part 26 and in accordance with SBE Policy Memorandum 24-02.
8. CONTRACT COMPLIANCE. The Contractor must utilize the specific DBEs listed to perform the work and supply the materials for which each DBE is listed in the Contractor’s approved Utilization Plan, unless the Contractor obtains the Department’s written consent to

terminate the DBE or any portion of its work. The DBE Utilization Plan approved by SBE is a condition-of-award, and any deviation to that Utilization Plan, the work set forth therein to be performed by DBE firms, or the DBE firms specified to perform that work, must be approved, in writing, by the Department in accordance with federal regulatory requirements. Deviation from the DBE Utilization Plan condition-of-award without such written approval is a violation of the contract and may result in termination of the contract or such other remedy the Department deems appropriate. The following administrative procedures and remedies govern the compliance by the Contractor with the contractual obligations established by the Utilization Plan.

- (a) **NOTICE OF DBE PERFORMANCE.** The Contractor shall provide the Engineer with at least three days advance notice of when all DBE firms are expected to perform the work committed under the Contractor's Utilization Plan.
- (b) **SUBCONTRACT.** If awarded the contract, the Contractor is required to enter into written subcontracts with all DBE firms indicated in the approved Utilization Plan and must provide copies of fully executed DBE subcontracts to the Department upon request. Subcontractors shall ensure that all lower tier subcontracts or agreements with DBEs to supply labor or materials be performed in accordance with this Special Provision.
- (c) **PAYMENT TO DBE FIRMS.** The Department is prohibited by federal regulations from crediting the participation of a DBE included in the Utilization Plan toward either the contract goal or the Department's overall goal until the amount to be applied toward the goal has been paid to the DBE. The Contractor shall document and report all payments for work performed by DBE certified firms in accordance with Article 109.11 of the Standard Specifications. All records of payment for work performed by DBE certified firms shall be made available to the Department upon request.
- (d) **FINAL PAYMENT.** After the performance of the final item of work or trucking, or delivery of material by a DBE and final payment to the DBE by the Contractor, but not later than 30 calendar days after payment has been made by the Department to the Contractor for such work or material, the Contractor shall submit a DBE Payment Agreement (form SBE 2115) to the Engineer. If the Contractor does not have the full amount of work indicated in the Utilization Plan performed by the DBE companies indicated in the Utilization Plan and after good faith efforts are reviewed, the Department may deduct from contract payments to the Contractor the amount of the goal not achieved as liquidated and ascertained damages.
- (g) **ENFORCEMENT.** The Department reserves the right to withhold payment to the Contractor to enforce the provisions of this Special Provision. Final payment shall not be made on the contract until such time as the Contractor submits sufficient documentation demonstrating achievement of the goal in accordance with this Special Provision or after liquidated damages have been determined and collected.

## **PAVEMENT MARKING INSPECTION (BDE)**

Effective: April 1, 2025

Revise the second sentence of the first paragraph of Article 780.13 of the Standard Specifications to read:

“In addition, thermoplastic, preformed plastic, epoxy, preformed thermoplastic, polyurea, and modified urethane pavement markings will be inspected following a winter performance period that extends from November 15 to April 1 of the next year.”

80464

## PERFORMANCE GRADED ASPHALT BINDER (BDE)

Effective: January 1, 2023

Revise Article 1032.05 of the Standard Specifications to read:

**“1032.05 Performance Graded Asphalt Binder.** These materials will be accepted according to the Bureau of Materials Policy Memorandum, “Performance Graded Asphalt Binder Qualification Procedure.” The Department will maintain a qualified producer list. These materials shall be free from water and shall not foam when heated to any temperature below the actual flash point. Air blown asphalt, recycle engine oil bottoms (ReOB), and polyphosphoric acid (PPA) modification shall not be used.

When requested, producers shall provide the Engineer with viscosity/temperature relationships for the performance graded asphalt binders delivered and incorporated in the work.

- (a) Performance Graded (PG) Asphalt Binder. The asphalt binder shall meet the requirements of AASHTO M 320, Table 1 “Standard Specification for Performance Graded Asphalt Binder” for the grade shown on the plans and the following.

Test	Parameter
Small Strain Parameter (AASHTO PP 113) BBR, $\Delta T_c$ , 40 hrs PAV (40 hrs continuous or 2 PAV at 20 hrs)	-5 °C min.

- (b) Modified Performance Graded (PG) Asphalt Binder. The asphalt binder shall meet the requirements of AASHTO M 320, Table 1 “Standard Specification for Performance Graded Asphalt Binder” for the grade shown on the plans.

Asphalt binder modification shall be performed at the source, as defined in the Bureau of Materials Policy Memorandum, “Performance Graded Asphalt Binder Qualification Procedure.”

Modified asphalt binder shall be safe to handle at asphalt binder production and storage temperatures or HMA construction temperatures. Safety Data Sheets (SDS) shall be provided for all asphalt modifiers.

- (1) Polymer Modification (SB/SBS or SBR). Elastomers shall be added to the base asphalt binder to achieve the specified performance grade and shall be either a styrene-butadiene diblock, triblock copolymer without oil extension, or a styrene-butadiene rubber. The polymer modified asphalt binder shall be smooth, homogeneous, and be according to the requirements shown in Table 1 or 2 for the grade shown on the plans.

Table 1 - Requirements for Styrene-Butadiene Copolymer (SB/SBS) Modified Asphalt Binders		
Test	Asphalt Grade SB/SBS PG 64-28 SB/SBS PG 70-22	Asphalt Grade SB/SBS PG 64-34 SB/SBS PG 70-28 SB/SBS PG 76-22 SB/SBS PG 76-28
Separation of Polymer ITP, "Separation of Polymer from Asphalt Binder" Difference in °F (°C) of the softening point between top and bottom portions	4 (2) max.	4 (2) max.
TESTS ON RESIDUE FROM ROLLING THIN FILM OVEN TEST (AASHTO T 240)		
Elastic Recovery ASTM D 6084, Procedure A, 77 °F (25 °C), 100 mm elongation, %	60 min.	70 min.

Table 2 - Requirements for Styrene-Butadiene Rubber (SBR) Modified Asphalt Binders		
Test	Asphalt Grade SBR PG 64-28 SBR PG 70-22	Asphalt Grade SB/SBS PG 64-34 SB/SBS PG 70-28 SBR PG 76-22 SBR PG 76-28
Separation of Polymer ITP, "Separation of Polymer from Asphalt Binder" Difference in °F (°C) of the softening point between top and bottom portions	4 (2) max.	4 (2) max.
Toughness ASTM D 5801, 77 °F (25 °C), 20 in./min. (500 mm/min.), in.-lbs (N-m)	110 (12.5) min.	110 (12.5) min.
Tenacity ASTM D 5801, 77 °F (25 °C), 20 in./min. (500 mm/min.), in.-lbs (N-m)	75 (8.5) min.	75 (8.5) min.
TESTS ON RESIDUE FROM ROLLING THIN FILM OVEN TEST (AASHTO T 240)		
Elastic Recovery ASTM D 6084, Procedure A, 77 °F (25 °C), 100 mm elongation, %	40 min.	50 min.

- (2) Ground Tire Rubber (GTR) Modification. GTR modification is the addition of recycled ground tire rubber to liquid asphalt binder to achieve the specified performance grade. GTR shall be produced from processing automobile and/or truck tires by the ambient



grinding method or micronizing through a cryogenic process. GTR shall not exceed 1/16 in. (2 mm) in any dimension and shall not contain free metal particles, moisture that would cause foaming of the asphalt, or other foreign materials. A mineral powder (such as talc) meeting the requirements of AASHTO M 17 may be added, up to a maximum of four percent by weight of GTR to reduce sticking and caking of the GTR particles. When tested in accordance with Illinois Modified AASHTO T 27 "Standard Method of Test for Sieve Analysis of Fine and Coarse Aggregates" or AASHTO PP 74 "Standard Practice for Determination of Size and Shape of Glass Beads Used in Traffic Markings by Means of Computerized Optical Method", a 50 g sample of the GTR shall conform to the following gradation requirements.

Sieve Size	Percent Passing
No. 16 (1.18 mm)	100
No. 30 (600 $\mu$ m)	95 $\pm$ 5
No. 50 (300 $\mu$ m)	> 20

GTR modified asphalt binder shall be tested for rotational viscosity according to AASHTO T 316 using spindle S27. GTR modified asphalt binder shall be tested for original dynamic shear and RTFO dynamic shear according to AASHTO T 315 using a gap of 2 mm.

The GTR modified asphalt binder shall meet the requirements of Table 3.

Table 3 - Requirements for Ground Tire Rubber (GTR) Modified Asphalt Binders		
Test	Asphalt Grade GTR PG 64-28 GTR PG 70-22	Asphalt Grade GTR PG 76-22 GTR PG 76-28 GTR PG 70-28
TESTS ON RESIDUE FROM ROLLING THIN FILM OVEN TEST (AASHTO T 240)		
Elastic Recovery ASTM D 6084, Procedure A, 77 °F (25 °C), 100 mm elongation, %	60 min.	70 min.

- (3) Softener Modification (SM). Softener modification is the addition of organic compounds, such as engineered flux, bio-oil blends, modified vegetable oils, glycol amines, and fatty acid derivatives, to the base asphalt binder to achieve the specified performance grade. Softeners shall be dissolved, dispersed, or reacted in the asphalt binder to enhance its performance and shall remain compatible with the asphalt binder with no separation. Softeners shall not be added to modified PG asphalt binder as defined in Articles 1032.05(b)(1) or 1032.05(b)(2).

An Attenuated Total Reflectance-Fourier Transform Infrared spectrum (ATR-FTIR) shall be collected for both the softening compound as well as the softener modified

asphalt binder at the dose intended for qualification. The ATR-FTIR spectra shall be collected on unaged softener modified binder, 20-hour Pressurized Aging Vessel (PAV) aged softener modified binder, and 40-hour PAV aged softener modified binder. The ATR-FTIR shall be collected in accordance with Illinois Test Procedure 601. The electronic files spectral files (in one of the following extensions or equivalent: \*.SPA, \*.SPG, \*.IRD, \*.IFG, \*.CSV, \*.SP, \*.IRS, \*.GAML, \*. [0-9], \*.IGM, \*.ABS, \*.DRT, \*.SBM, \*.RAS) shall be submitted to the Central Bureau of Materials.

Softener modified asphalt binders shall meet the requirements in Table 4.

Table 4 - Requirements for Softener Modified Asphalt Binders		
Test	Asphalt Grade	
	SM PG 46-28	SM PG 46-34
	SM PG 52-28	SM PG 52-34
	SM PG 58-22	SM PG 58-28
	SM PG 64-22	
Small Strain Parameter (AASHTO PP 113) BBR, $\Delta T_c$ , 40 hrs PAV (40 hrs continuous or 2 PAV at 20 hrs)	-5°C min.	
Large Strain Parameter (Illinois Modified AASHTO T 391) DSR/LAS Fatigue Property, $\Delta G^* _{peak}$ , 40 hrs PAV (40 hrs continuous or 2 PAV at 20 hrs)	$\geq 54$ %	

The following grades may be specified as tack coats.

Asphalt Grade	Use
PG 58-22, PG 58-28, PG 64-22	Tack Coat

Revise Article 1031.06(c)(1) and 1031.06(c)(2) of the Standard Specifications to read:

“(1) RAP/RAS. When RAP is used alone or RAP is used in conjunction with RAS, the percentage of virgin ABR shall not exceed the amounts listed in the following table.

HMA Mixtures - RAP/RAS Maximum ABR % <sup>1/2/</sup>			
Ndesign	Binder	Surface	Polymer Modified Binder or Surface <sup>3/</sup>
30	30	30	10
50	25	15	10
70	15	10	10
90	10	10	10

1/ For Low ESAL HMA shoulder and stabilized subbase, the RAP/RAS ABR shall not exceed 50 percent of the mixture.

- 2/ When RAP/RAS ABR exceeds 20 percent, the high and low virgin asphalt binder grades shall each be reduced by one grade (i.e. 25 percent ABR would require a virgin asphalt binder grade of PG 64-22 to be reduced to a PG 58-28).
- 3/ The maximum ABR percentages for ground tire rubber (GTR) modified mixes shall be equivalent to the percentages specified for SBS/SBR polymer modified mixes.
- (2) FRAP/RAS. When FRAP is used alone or FRAP is used in conjunction with RAS, the percentage of virgin asphalt binder replacement shall not exceed the amounts listed in the following table.

HMA Mixtures - FRAP/RAS Maximum ABR % <sup>1/ 2/</sup>			
Ndesign	Binder	Surface	Polymer Modified Binder or Surface <sup>3/</sup>
30	55	45	15
50	45	40	15
70	45	35	15
90	45	35	15
SMA	- -	- -	25
IL-4.75	- -	- -	35

- 1/ For Low ESAL HMA shoulder and stabilized subbase, the FRAP/RAS ABR shall not exceed 50 percent of the mixture.
- 2/ When FRAP/RAS ABR exceeds 20 percent for all mixes, the high and low virgin asphalt binder grades shall each be reduced by one grade (i.e. 25 percent ABR would require a virgin asphalt binder grade of PG 64-22 to be reduced to a PG 58-28).
- 3/ The maximum ABR percentages for GTR modified mixes shall be equivalent to the percentages specified for SBS/SBR polymer modified mixes."

Add the following to the end of Note 2 of Article 1030.03 of the Standard Specifications.

"A dedicated storage tank for the ground tire rubber (GTR) modified asphalt binder shall be provided. This tank shall be capable of providing continuous mechanical mixing throughout and/or recirculation of the asphalt binder to provide a uniform mixture. The tank shall be heated and capable of maintaining the temperature of the asphalt binder at 300 °F to 350 °F (149 °C to 177 °C). The asphalt binder metering systems of dryer drum plants shall be calibrated with the actual GTR modified asphalt binder material with an accuracy of  $\pm 0.40$  percent."

## REMOVAL AND DISPOSAL OF REGULATED SUBSTANCES (BDE)

Effective: January 1, 2024

Revised: April 1, 2024

Revise the first paragraph of Article 669.04 of the Standard Specifications to read:

**“669.04 Regulated Substances Monitoring.** Regulated substances monitoring includes environmental observation and field screening during regulated substances management activities. The excavated soil and groundwater within the work areas shall be managed as either uncontaminated soil, hazardous waste, special waste, or non-special waste.

As part of the regulated substances monitoring, the monitoring personnel shall perform and document the applicable duties listed on form BDE 2732 “Regulated Substances Monitoring Daily Record (RSMDR).”

Revise the first two sentences of the nineteenth paragraph of Article 669.05 of the Standard Specifications to read:

“The Contractor shall coordinate waste disposal approvals with the disposal facility and provide the specific analytical testing requirements of that facility. The Contractor shall make all arrangements for collection, transportation, and analysis of landfill acceptance testing.”

Revise the last paragraph of Article 669.05 of the Standard Specifications to read:

“The Contractor shall select a permitted landfill facility or CCDD/USFO facility meeting the requirements of 35 Ill. Admin. Code Parts 810-814 or Part 1100, respectively. The Department will review and approve or reject the facility proposed by the Contractor based upon information provided in BDE 2730. The Contractor shall verify whether the selected facility is compliant with those applicable standards as mandated by their permit and whether the facility is presently, has previously been, or has never been, on the United States Environmental Protection Agency (U.S. EPA) National Priorities List or the Resource Conservation and Recovery Act (RCRA) List of Violating Facilities. The use of a Contractor selected facility shall in no manner delay the construction schedule or alter the Contractor's responsibilities as set forth.”

Revise the first paragraph of Article 669.07 of the Standard Specifications to read:

**“669.07 Temporary Staging.** Soil classified according to Articles 669.05(a)(2), (b)(1), or (c) may be temporarily staged at the Contractor's option. All other soil classified according to Articles 669.05(a)(1), (a)(3), (a)(4), (a)(5), (a)(6), or (b)(2) shall be managed and disposed of without temporary staging to the greatest extent practicable. If circumstances beyond the Contractor's control require temporary staging of these latter materials, the Contractor shall request approval from the Engineer in writing.

Topsoil for re-use as final cover which has been field screened and found not to exhibit PID readings over daily background readings as documented on the BDE 2732, visual staining or

odors, and is classified according to Articles 669.05(a)(2), (a)(3), (a)(4), (b)(1), or (c) may be temporarily staged at the Contractor's option."

Add the following paragraph after the sixth paragraph of Article 669.11 of the Standard Specifications.

"The sampling and testing of effluent water derived from dewatering discharges for priority pollutants volatile organic compounds (VOCs), priority pollutants semi-volatile organic compounds (SVOCs), or priority pollutants metals, will be paid for at the contract unit price per each for VOCS GROUNDWATER ANALYSIS using EPA Method 8260B, SVOCS GROUNDWATER ANALYSIS using EPA Method 8270C, or RCRA METALS GROUNDWATER ANALYSIS using EPA Methods 6010B and 7471A. This price shall include transporting the sample from the job site to the laboratory."

Revise the first sentence of the eight paragraph of Article 669.11 of the Standard Specifications to read:

"Payment for temporary staging of soil classified according to Articles 669.05(a)(1), (a)(3), (a)(4), (a)(5), (a)(6), or (b)(2) to be managed and disposed of, if required and approved by the Engineer, will be paid according to Article 109.04."

80455

## SHORT TERM AND TEMPORARY PAVEMENT MARKINGS (BDE)

Effective: April 1, 2024

Revised: April 2, 2024

Revise Article 701.02(d) of the Standard Specifications to read:

“(d) Pavement Marking Tapes (Note 3) ..... 1095.06”

Add the following Note to the end of Article 701.02 of the Standard Specifications:

“Note 3. White or yellow pavement marking tape that is to remain in place longer than 14 days shall be Type IV tape.”

Revise Article 703.02(c) of the Standard Specifications to read:

“(c) Pavement Marking Tapes (Note 1) ..... 1095.06”

Add the following Note to the end of Article 703.02 of the Standard Specifications:

“Note 1. White or yellow pavement marking tape that is to remain in place longer than 14 days shall be Type IV tape.”

Revise Article 1095.06 of the Standard Specifications to read:

**“1095.06 Pavement Marking Tapes.** Type I white or yellow marking tape shall consist of glass spheres embedded into a binder on a foil backing that is precoated with a pressure sensitive adhesive. The spheres shall be of uniform gradation and distributed evenly over the surface of the tape.

Type IV tape shall consist of white or yellow tape with wet reflective media incorporated to provide immediate and continuing retroreflection in wet and dry conditions. The wet retroreflective media shall be bonded to a durable polyurethane surface. The patterned surface shall have approximately  $40 \pm 10$  percent of the surface area raised and presenting a near vertical face to traffic from any direction. The channels between the raised areas shall be substantially free of exposed reflective elements or particles.

Blackout tape shall consist of a matte black, non-reflective, patterned surface that is precoated with a pressure sensitive adhesive.

- (a) Color. The white and yellow markings shall meet the following requirements for daylight reflectance and color, when tested, using a color spectrophotometer with 45 degrees circumferential/zero degree geometry, illuminant D65, and two degree observer angle. The color instrument shall measure the visible spectrum from 380 to 720 nm with a wavelength measurement interval and spectral bandpass of 10 nm.

Color	Daylight Reflectance %Y
White	65 min.
Yellow *	36 - 59

\*Shall match Aerospace Material Specification Standard 595 33538 (Orange Yellow) and the chromaticity limits as follows.

x	0.490	0.475	0.485	0.530
y	0.470	0.438	0.425	0.456

- (b) Retroreflectivity. The white and yellow markings shall be retroreflective. Reflective values measured in accordance with the photometric testing procedure of ASTM D 4061 shall not be less than those listed in the table below. The coefficient of retroreflected luminance,  $R_L$ , shall be expressed as average millicandelas/footcandle/sq ft (millicandelas/lux/sq m), measured on a 3.0 x 0.5 ft (900 mm x 150 mm) panel at 86 degree entrance angle.

Coefficient of Retroreflected Luminance, $R_L$ , Dry					
Type I			Type IV		
Observation Angle	White	Yellow	Observation Angle	White	Yellow
0.2°	2700	2400	0.2°	1300	1200
0.5°	2250	2000	0.5°	1100	1000

Wet retroreflectance shall be measured for Type IV under wet conditions according to ASTM E 2177 and meet the following.

Wet Retroreflectance, Initial $R_L$	
Color	$R_L$ 1.05/88.76
White	300
Yellow	200

- (c) Skid Resistance. The surface of Type IV and blackout markings shall provide a minimum skid resistance of 45 BPN when tested according to ASTM E 303.
- (d) Application. The pavement marking tape shall have a precoated pressure sensitive adhesive and shall require no activation procedures. Test pieces of the tape shall be applied according to the manufacturer's instructions and tested according to ASTM D 1000, Method A, except that a stiff, short bristle roller brush and heavy hand pressure will be substituted for the weighted rubber roller in applying the test pieces to the metal test panel. Material tested as directed above shall show a minimum adhesion value of 750 g/in. (30 g/mm) width at the temperatures specified in ASTM D 1000. The adhesive shall be resistant to oils, acids, solvents, and water, and shall not leave objectionable stains or residue after removal. The material shall be flexible and conformable to the texture of the pavement.

(e) Durability. Type IV and blackout tape shall be capable of performing for the duration of a normal construction season and shall then be capable of being removed intact or in large sections at pavement temperatures above 40 °F (4 °C) either manually or with a roll-up device without the use of sandblasting, solvents, or grinding. The Contractor shall provide a manufacturer's certification that the material meets the requirements for being removed after the following minimum traffic exposure based on transverse test decks with rolling traffic.

- (1) Time in place - 400 days
- (2) ADT per lane - 9,000 (28 percent trucks)
- (3) Axle hits - 10,000,000 minimum

Samples of the material applied to standard specimen plates will be measured for thickness and tested for durability in accordance with ASTM D 4060, using a CS-17 wheel and 1000-gram load, and shall meet the following criteria showing no significant change in color after being tested for the number of cycles indicated.

Test	Type I	Type IV	Blackout
Minimum Initial Thickness, mils (mm)	20 (0.51)	65 (1.65) <sup>1/</sup> 20 (0.51) <sup>2/</sup>	65 (1.65) <sup>1/</sup> 20 (0.51) <sup>2/</sup>
Durability (cycles)	5,000	1,500	1,500

1/ Measured at the thickest point of the patterned surface.

2/ Measured at the thinnest point of the patterned surface.

The pavement marking tape, when applied according to the manufacturer's recommended procedures, shall be weather resistant and shall show no appreciable fading, lifting, or shrinkage during the useful life of the marking. The tape, as applied, shall be of good appearance, free of cracks, and edges shall be true, straight, and unbroken.

(f) Sampling and Inspection.

(1) Sample. Prior to approval and use of Type IV pavement marking tape, the manufacturer shall submit a notarized certification from an independent laboratory, together with the results of all tests, stating that the material meets the requirements as set forth herein. The independent laboratory test report shall state the lot tested, the manufacturer's name, and the date of manufacture.

After initial approval by the Department, samples and certification by the manufacturer shall be submitted for each subsequent batch of Type IV tape used. The manufacturer shall submit a certification stating that the material meets the requirements as set forth herein and is essentially identical to the material sent for qualification. The certification shall state the lot tested, the manufacturer's name, and the date of manufacture.



- (2) Inspection. The Contractor shall provide a manufacturer's certification to the Engineer stating the material meets all requirements of this specification. All material samples for acceptance tests shall be taken or witnessed by a representative of the Bureau of Materials and shall be submitted to the Engineer of Materials, 126 East Ash Street, Springfield, Illinois 62704-4766 at least 30 days in advance of the pavement marking operations."

80457

## **SOURCE OF SUPPLY AND QUALITY REQUIREMENTS (BDE)**

Effective: January 2, 2023

Add the following to Article 106.01 of the Standard Specifications:

“The final manufacturing process for construction materials and the immediately preceding manufacturing stage for construction materials shall occur within the United States. Construction materials shall include an article, material, or supply that is or consists primarily of the following.

- (a) Non-ferrous metals;
- (b) Plastic and polymer-based products (including polyvinylchloride, composite building materials, and polymers used in fiber optic cables);
- (c) Glass (including optic glass);
- (d) Lumber;
- (e) Drywall.

Items consisting of two or more of the listed construction materials that have been combined through a manufacturing process, and items including at least one of the listed materials combined with a material that is not listed through a manufacturing process shall be exempt.”

80448

## **SUBCONTRACTOR AND DBE PAYMENT REPORTING (BDE)**

Effective: April 2, 2018

Add the following to Section 109 of the Standard Specifications.

**“109.14 Subcontractor and Disadvantaged Business Enterprise Payment Reporting.**  
The Contractor shall report all payments made to the following parties:

- (a) first tier subcontractors;
- (b) lower tier subcontractors affecting disadvantaged business enterprise (DBE) goal credit;
- (c) material suppliers or trucking firms that are part of the Contractor's submitted DBE utilization plan.

The report shall be made through the Department's on-line subcontractor payment reporting system within 21 days of making the payment.”

80397

## **SUBCONTRACTOR MOBILIZATION PAYMENTS (BDE)**

Effective: November 2, 2017

Revised: April 1, 2019

Replace the second paragraph of Article 109.12 of the Standard Specifications with the following:

“This mobilization payment shall be made at least seven days prior to the subcontractor starting work. The amount paid shall be at the following percentage of the amount of the subcontract reported on form BC 260A submitted for the approval of the subcontractor’s work.

Value of Subcontract Reported on Form BC 260A	Mobilization Percentage
Less than \$10,000	25%
\$10,000 to less than \$20,000	20%
\$20,000 to less than \$40,000	18%
\$40,000 to less than \$60,000	16%
\$60,000 to less than \$80,000	14%
\$80,000 to less than \$100,000	12%
\$100,000 to less than \$250,000	10%
\$250,000 to less than \$500,000	9%
\$500,000 to \$750,000	8%
Over \$750,000	7%”

80391

## **SUBMISSION OF BIDDERS LIST INFORMATION (BDE)**

Effective: January 2, 2025

Revised: March 2, 2025

In accordance with 49 CFR 26.11(c) all DBE and non-DBEs who bid as prime contractors and subcontractors shall provide bidders list information, including all DBE and non-DBE firms from whom the bidder has received a quote or bid to work as a subcontractor, whether or not the bidder has relied upon that bid in placing its bid as the prime contractor.

The bidders list information shall be submitted with the bid using the link provided within the “Integrated Contractor Exchange (iCX)” application of the Department’s “EBids System”.

80463

## **SUBMISSION OF PAYROLL RECORDS (BDE)**

Effective: April 1, 2021

Revised: November 2, 2023

FEDERAL AID CONTRACTS. Revise the following section of Check Sheet #1 of the Recurring Special Provisions to read:

### **“STATEMENTS AND PAYROLLS**

The payroll records shall include the worker’s name, social security number, last known address, telephone number, email address, classification(s) of work actually performed, hourly rates of wages paid (including rates of contributions or costs anticipated for bona fide fringe benefits or cash equivalents thereof), daily and weekly number of hours actually worked in total, deductions made, and actual wages paid.

The Contractor and each subcontractor shall submit certified payroll records to the Department each week from the start to the completion of their respective work, except that full social security numbers, last known addresses, telephone numbers, and email addresses shall not be included on weekly submittals. Instead, the payrolls need only include an identification number for each employee (e.g., the last four digits of the employee’s social security number). The submittals shall be made using LCPTracker Pro software. The software is web-based and can be accessed at <https://lcptracker.com/>. When there has been no activity during a work week, a payroll record shall still be submitted with the appropriate option (“No Work”, “Suspended”, or “Complete”) selected.”

STATE CONTRACTS. Revise Item 3 of Section IV of Check Sheet #5 of the Recurring Special Provisions to read:

- “3. Submission of Payroll Records. The Contractor and each subcontractor shall, no later than the 15<sup>th</sup> day of each calendar month, file a certified payroll for the immediately preceding month to the Illinois Department of Labor (IDOL) through the Illinois Prevailing Wage Portal in compliance with the State Prevailing Wage Act (820 ILCS 130). The portal can be found on the IDOL website at <https://www2.illinois.gov/idol/Laws-Rules/CONMED/Pages/Prevailing-Wage-Portal.aspx>. Payrolls shall be submitted in the format prescribed by the IDOL.

In addition to filing certified payroll(s) with the IDOL, the Contractor and each subcontractor shall certify and submit payroll records to the Department each week from the start to the completion of their respective work, except that full social security numbers shall not be included on weekly submittals. Instead, the payrolls shall include an identification number for each employee (e.g., the last four digits of the employee’s social security number). In addition, starting and ending times of work each day may be omitted from the payroll records submitted. The submittals shall be made using LCPTracker Pro software. The software is web-based and can be accessed at <https://lcptracker.com/>.

When there has been no activity during a work week, a payroll record shall still be submitted with the appropriate option (“No Work”, “Suspended”, or “Complete”) selected.”

80437

## **SURVEYING SERVICES (BDE)**

Effective: April 1, 2025

Delete the fourth paragraph of Article 667.04 of the Standard Specifications.

Delete Section 668 of the Standard Specifications.

80465



## **VEHICLE AND EQUIPMENT WARNING LIGHTS (BDE)**

Effective: November 1, 2021

Revised: November 1, 2022

Add the following paragraph after the first paragraph of Article 701.08 of the Standard Specifications:

“The Contractor shall equip all vehicles and equipment with high-intensity oscillating, rotating, or flashing, amber or amber-and-white, warning lights which are visible from all directions. In accordance with 625 ILCS 5/12-215, the lights may only be in operation while the vehicle or equipment is engaged in construction operations.”

80439

## **WEEKLY DBE TRUCKING REPORTS (BDE)**

Effective: June 2, 2012

Revised: January 2, 2025

The following applies to all Disadvantaged Business Enterprise (DBE) trucks on the project, whether they are utilized for DBE goal credit or not.

The Contractor shall notify the Engineer at least three days prior to DBE trucking activity.

The Contractor shall submit a weekly report of DBE trucks hired by the Contractor or subcontractors (i.e. not owned by the Contractor or subcontractors) to the Engineer on Department form "SBE 723" within ten business days following the reporting period. The reporting period shall be Sunday through Saturday for each week reportable trucking activities occur.

Any costs associated with providing weekly DBE trucking reports shall be considered as included in the contract unit prices bid for the various items of work involved and no additional compensation will be allowed.

80302

## WORK ZONE TRAFFIC CONTROL DEVICES (BDE)

Effective: March 2, 2020

Revised: January 1, 2025

Add the following to Article 701.03 of the Standard Specifications:

“(q) Temporary Sign Supports ..... 1106.02”

Revise the third paragraph of Article 701.14 of the Standard Specifications to read:

“For temporary sign supports, the Contractor shall provide a FHWA eligibility letter for each device used on the contract. The letter shall provide information for the set-up and use of the device as well as a detailed drawing of the device. The signs shall be supported within 20 degrees of vertical. Weights used to stabilize signs shall be attached to the sign support per the manufacturer’s specifications.”

Revise the first paragraph of Article 701.15 of the Standard Specifications to read:

“**701.15 Traffic Control Devices.** For devices that must meet crashworthiness standards, the Contractor shall provide a manufacturer’s self-certification or a FHWA eligibility letter for each Category 1 device and a FHWA eligibility letter for each Category 2 and Category 3 device used on the contract. The self-certification or letter shall provide information for the set-up and use of the device as well as a detailed drawing of the device.”

Revise the first six paragraphs of Article 1106.02 of the Standard Specifications to read:

“**1106.02 Devices.** Work zone traffic control devices and combinations of devices shall meet crashworthiness standards for their respective categories. The categories are as follows.

Category 1 includes small, lightweight, channelizing and delineating devices that have been in common use for many years and are known to be crashworthy by crash testing of similar devices or years of demonstrable safe performance. These include cones, tubular markers, plastic drums, and delineators, with no attachments (e.g. lights). Category 1 devices shall be MASH compliant.

Category 2 includes devices that are not expected to produce significant vehicular velocity change but may otherwise be hazardous. These include vertical panels with lights, barricades, temporary sign supports, and Category 1 devices with attachments (e.g. drums with lights). Category 2 devices shall be MASH compliant.

Category 3 includes devices that are expected to cause significant velocity changes or other potentially harmful reactions to impacting vehicles. These include crash cushions (impact attenuators), truck mounted attenuators, and other devices not meeting the definitions of Category 1 or 2. Category 3 devices manufactured after December 31, 2019 shall be MASH compliant. Category 3 devices manufactured on or before December 31, 2019, and compliant

with NCHRP 350, may be used on contracts let before December 31, 2029. Category 3 devices shall be crash tested for Test Level 3 or the test level specified.

Category 4 includes portable or trailer-mounted devices such as sign supports, speed feedback displays, arrow boards, changeable message signs, temporary traffic signals, and area lighting supports. It is preferable for Category 4 devices manufactured after December 31, 2019 to be MASH-16 compliant; however, there are currently no crash tested devices in this category, so it remains exempt from the NCHRP 350 or MASH compliance requirement.

For each type of device, when no more than one MASH compliant is available, an NCHRP 350 compliant device may be used, even if manufactured after December 31, 2019.”

Revise Articles 1106.02(g), 1106.02(k), and 1106.02(l) to read:

“(g) Truck Mounted/Trailer Mounted Attenuators. The attenuator shall be approved for use at Test Level 3. Test Level 2 may be used for normal posted speeds less than or equal to 45 mph.

(k) Temporary Water Filled Barrier. The water filled barrier shall be a lightweight plastic shell designed to accept water ballast and be on the Department’s qualified product list.

Shop drawings shall be furnished by the manufacturer and shall indicate the deflection of the barrier as determined by acceptance testing; the configuration of the barrier in that test; and the vehicle weight, velocity, and angle of impact of the deflection test. The Engineer shall be provided one copy of the shop drawings.

(l) Movable Traffic Barrier. The movable traffic barrier shall be on the Department’s qualified product list.

Shop drawings shall be furnished by the manufacturer and shall indicate the deflection of the barrier as determined by acceptance testing; the configuration of the barrier in that test; and the vehicle weight, velocity, and angle of impact of the deflection test. The Engineer shall be provided one copy of the shop drawings. The barrier shall be capable of being moved on and off the roadway on a daily basis.”

80427

**WORKING DAYS (BDE)**

Effective: January 1, 2002

The Contractor shall complete the work within            working days.

80071

**REQUIRED CONTRACT PROVISIONS FEDERAL-AID CONSTRUCTION CONTRACTS**

- I. General
- II. Nondiscrimination
- III. Non-segregated Facilities
- IV. Davis-Bacon and Related Act Provisions
- V. Contract Work Hours and Safety Standards Act Provisions
- VI. Subletting or Assigning the Contract
- VII. Safety: Accident Prevention
- VIII. False Statements Concerning Highway Projects
- IX. Implementation of Clean Air Act and Federal Water Pollution Control Act
- X. Certification Regarding Debarment, Suspension, Ineligibility and Voluntary Exclusion
- XI. Certification Regarding Use of Contract Funds for Lobbying
- XII. Use of United States-Flag Vessels:

**ATTACHMENTS**

A. Employment and Materials Preference for Appalachian Development Highway System or Appalachian Local Access Road Contracts (included in Appalachian contracts only)

**I. GENERAL**

1. Form FHWA-1273 must be physically incorporated in each construction contract funded under title 23, United States Code, as required in 23 CFR 633.102(b) (excluding emergency contracts solely intended for debris removal). The contractor (or subcontractor) must insert this form in each subcontract and further require its inclusion in all lower tier subcontracts (excluding purchase orders, rental agreements and other agreements for supplies or services). 23 CFR 633.102(e).

The applicable requirements of Form FHWA-1273 are incorporated by reference for work done under any purchase order, rental agreement or agreement for other services. The prime contractor shall be responsible for compliance by any subcontractor, lower-tier subcontractor or service provider. 23 CFR 633.102(e).

Form FHWA-1273 must be included in all Federal-aid design-build contracts, in all subcontracts and in lower tier subcontracts (excluding subcontracts for design services, purchase orders, rental agreements and other agreements for supplies or services) in accordance with 23 CFR 633.102. The design-builder shall be responsible for compliance by any subcontractor, lower-tier subcontractor or service provider.

Contracting agencies may reference Form FHWA-1273 in solicitation-for-bids or request-for-proposals documents, however, the Form FHWA-1273 must be physically incorporated (not referenced) in all contracts, subcontracts and lower-tier subcontracts (excluding purchase orders, rental agreements and other agreements for supplies or services related to a construction contract). 23 CFR 633.102(b).

2. Subject to the applicability criteria noted in the following sections, these contract provisions shall apply to all work

performed on the contract by the contractor's own organization and with the assistance of workers under the contractor's immediate superintendence and to all work performed on the contract by piecework, station work, or by subcontract. 23 CFR 633.102(d).

3. A breach of any of the stipulations contained in these Required Contract Provisions may be sufficient grounds for withholding of progress payments, withholding of final payment, termination of the contract, suspension / debarment or any other action determined to be appropriate by the contracting agency and FHWA.

4. Selection of Labor: During the performance of this contract, the contractor shall not use convict labor for any purpose within the limits of a construction project on a Federal-aid highway unless it is labor performed by convicts who are on parole, supervised release, or probation. 23 U.S.C. 114(b). The term Federal-aid highway does not include roadways functionally classified as local roads or rural minor collectors. 23 U.S.C. 101(a).

**II. NONDISCRIMINATION** (23 CFR 230.107(a); 23 CFR Part 230, Subpart A, Appendix A; EO 11246)

The provisions of this section related to 23 CFR Part 230, Subpart A, Appendix A are applicable to all Federal-aid construction contracts and to all related construction subcontracts of \$10,000 or more. The provisions of 23 CFR Part 230 are not applicable to material supply, engineering, or architectural service contracts.

In addition, the contractor and all subcontractors must comply with the following policies: Executive Order 11246, 41 CFR Part 60, 29 CFR Parts 1625-1627, 23 U.S.C. 140, Section 504 of the Rehabilitation Act of 1973, as amended (29 U.S.C. 794), Title VI of the Civil Rights Act of 1964, as amended (42 U.S.C. 2000d et seq.), and related regulations including 49 CFR Parts 21, 26, and 27; and 23 CFR Parts 200, 230, and 633.

The contractor and all subcontractors must comply with: the requirements of the Equal Opportunity Clause in 41 CFR 60-1.4(b) and, for all construction contracts exceeding \$10,000, the Standard Federal Equal Employment Opportunity Construction Contract Specifications in 41 CFR 60-4.3.

Note: The U.S. Department of Labor has exclusive authority to determine compliance with Executive Order 11246 and the policies of the Secretary of Labor including 41 CFR Part 60, and 29 CFR Parts 1625-1627. The contracting agency and the FHWA have the authority and the responsibility to ensure compliance with 23 U.S.C. 140, Section 504 of the Rehabilitation Act of 1973, as amended (29 U.S.C. 794), and Title VI of the Civil Rights Act of 1964, as amended (42 U.S.C. 2000d et seq.), and related regulations including 49 CFR Parts 21, 26, and 27; and 23 CFR Parts 200, 230, and 633.

The following provision is adopted from 23 CFR Part 230, Subpart A, Appendix A, with appropriate revisions to conform to the U.S. Department of Labor (US DOL) and FHWA requirements.

**1. Equal Employment Opportunity:** Equal Employment Opportunity (EEO) requirements not to discriminate and to take affirmative action to assure equal opportunity as set forth under laws, executive orders, rules, regulations (see 28 CFR Part 35, 29 CFR Part 1630, 29 CFR Parts 1625-1627, 41 CFR Part 60 and 49 CFR Part 27) and orders of the Secretary of Labor as modified by the provisions prescribed herein, and imposed pursuant to 23 U.S.C. 140, shall constitute the EEO and specific affirmative action standards for the contractor's project activities under this contract. The provisions of the Americans with Disabilities Act of 1990 (42 U.S.C. 12101 et seq.) set forth under 28 CFR Part 35 and 29 CFR Part 1630 are incorporated by reference in this contract. In the execution of this contract, the contractor agrees to comply with the following minimum specific requirement activities of EEO:

a. The contractor will work with the contracting agency and the Federal Government to ensure that it has made every good faith effort to provide equal opportunity with respect to all of its terms and conditions of employment and in their review of activities under the contract. 23 CFR 230.409 (g)(4) & (5).

b. The contractor will accept as its operating policy the following statement:

"It is the policy of this Company to assure that applicants are employed, and that employees are treated during employment, without regard to their race, religion, sex, sexual orientation, gender identity, color, national origin, age or disability. Such action shall include: employment, upgrading, demotion, or transfer; recruitment or recruitment advertising; layoff or termination; rates of pay or other forms of compensation; and selection for training, including apprenticeship, pre-apprenticeship, and/or on-the-job training."

**2. EEO Officer:** The contractor will designate and make known to the contracting officers an EEO Officer who will have the responsibility for and must be capable of effectively administering and promoting an active EEO program and who must be assigned adequate authority and responsibility to do so.

**3. Dissemination of Policy:** All members of the contractor's staff who are authorized to hire, supervise, promote, and discharge employees, or who recommend such action or are substantially involved in such action, will be made fully cognizant of and will implement the contractor's EEO policy and contractual responsibilities to provide EEO in each grade and classification of employment. To ensure that the above agreement will be met, the following actions will be taken as a minimum:

a. Periodic meetings of supervisory and personnel office employees will be conducted before the start of work and then not less often than once every six months, at which time the contractor's EEO policy and its implementation will be reviewed and explained. The meetings will be conducted by the EEO Officer or other knowledgeable company official.

b. All new supervisory or personnel office employees will be given a thorough indoctrination by the EEO Officer, covering all major aspects of the contractor's EEO obligations within thirty days following their reporting for duty with the contractor.

c. All personnel who are engaged in direct recruitment for the project will be instructed by the EEO Officer in the contractor's procedures for locating and hiring minorities and women.

d. Notices and posters setting forth the contractor's EEO policy will be placed in areas readily accessible to employees, applicants for employment and potential employees.

e. The contractor's EEO policy and the procedures to implement such policy will be brought to the attention of employees by means of meetings, employee handbooks, or other appropriate means.

**4. Recruitment:** When advertising for employees, the contractor will include in all advertisements for employees the notation: "An Equal Opportunity Employer." All such advertisements will be placed in publications having a large circulation among minorities and women in the area from which the project work force would normally be derived.

a. The contractor will, unless precluded by a valid bargaining agreement, conduct systematic and direct recruitment through public and private employee referral sources likely to yield qualified minorities and women. To meet this requirement, the contractor will identify sources of potential minority group employees and establish with such identified sources procedures whereby minority and women applicants may be referred to the contractor for employment consideration.

b. In the event the contractor has a valid bargaining agreement providing for exclusive hiring hall referrals, the contractor is expected to observe the provisions of that agreement to the extent that the system meets the contractor's compliance with EEO contract provisions. Where implementation of such an agreement has the effect of discriminating against minorities or women, or obligates the contractor to do the same, such implementation violates Federal nondiscrimination provisions.

c. The contractor will encourage its present employees to refer minorities and women as applicants for employment. Information and procedures with regard to referring such applicants will be discussed with employees.

**5. Personnel Actions:** Wages, working conditions, and employee benefits shall be established and administered, and personnel actions of every type, including hiring, upgrading, promotion, transfer, demotion, layoff, and termination, shall be taken without regard to race, color, religion, sex, sexual orientation, gender identity, national origin, age or disability. The following procedures shall be followed:

a. The contractor will conduct periodic inspections of project sites to ensure that working conditions and employee facilities do not indicate discriminatory treatment of project site personnel.

b. The contractor will periodically evaluate the spread of wages paid within each classification to determine any evidence of discriminatory wage practices.

c. The contractor will periodically review selected personnel actions in depth to determine whether there is evidence of discrimination. Where evidence is found, the contractor will promptly take corrective action. If the review indicates that the discrimination may extend beyond the actions reviewed, such corrective action shall include all affected persons.

d. The contractor will promptly investigate all complaints of alleged discrimination made to the contractor in connection with its obligations under this contract, will attempt to resolve such complaints, and will take appropriate corrective action

within a reasonable time. If the investigation indicates that the discrimination may affect persons other than the complainant, such corrective action shall include such other persons. Upon completion of each investigation, the contractor will inform every complainant of all of their avenues of appeal.

#### **6. Training and Promotion:**

a. The contractor will assist in locating, qualifying, and increasing the skills of minorities and women who are applicants for employment or current employees. Such efforts should be aimed at developing full journey level status employees in the type of trade or job classification involved.

b. Consistent with the contractor's work force requirements and as permissible under Federal and State regulations, the contractor shall make full use of training programs (i.e., apprenticeship and on-the-job training programs for the geographical area of contract performance). In the event a special provision for training is provided under this contract, this subparagraph will be superseded as indicated in the special provision. The contracting agency may reserve training positions for persons who receive welfare assistance in accordance with 23 U.S.C. 140(a).

c. The contractor will advise employees and applicants for employment of available training programs and entrance requirements for each.

d. The contractor will periodically review the training and promotion potential of employees who are minorities and women and will encourage eligible employees to apply for such training and promotion.

**7. Unions:** If the contractor relies in whole or in part upon unions as a source of employees, the contractor will use good faith efforts to obtain the cooperation of such unions to increase opportunities for minorities and women. 23 CFR 230.409. Actions by the contractor, either directly or through a contractor's association acting as agent, will include the procedures set forth below:

a. The contractor will use good faith efforts to develop, in cooperation with the unions, joint training programs aimed toward qualifying more minorities and women for membership in the unions and increasing the skills of minorities and women so that they may qualify for higher paying employment.

b. The contractor will use good faith efforts to incorporate an EEO clause into each union agreement to the end that such union will be contractually bound to refer applicants without regard to their race, color, religion, sex, sexual orientation, gender identity, national origin, age, or disability.

c. The contractor is to obtain information as to the referral practices and policies of the labor union except that to the extent such information is within the exclusive possession of the labor union and such labor union refuses to furnish such information to the contractor, the contractor shall so certify to the contracting agency and shall set forth what efforts have been made to obtain such information.

d. In the event the union is unable to provide the contractor with a reasonable flow of referrals within the time limit set forth in the collective bargaining agreement, the contractor will, through independent recruitment efforts, fill the employment vacancies without regard to race, color, religion, sex, sexual orientation, gender identity, national origin, age, or disability; making full efforts to obtain qualified and/or qualifiable minorities and women. The failure of a union to provide

sufficient referrals (even though it is obligated to provide exclusive referrals under the terms of a collective bargaining agreement) does not relieve the contractor from the requirements of this paragraph. In the event the union referral practice prevents the contractor from meeting the obligations pursuant to Executive Order 11246, as amended, and these special provisions, such contractor shall immediately notify the contracting agency.

#### **8. Reasonable Accommodation for Applicants /**

**Employees with Disabilities:** The contractor must be familiar with the requirements for and comply with the Americans with Disabilities Act and all rules and regulations established thereunder. Employers must provide reasonable accommodation in all employment activities unless to do so would cause an undue hardship.

#### **9. Selection of Subcontractors, Procurement of Materials and Leasing of Equipment:**

The contractor shall not discriminate on the grounds of race, color, religion, sex, sexual orientation, gender identity, national origin, age, or disability in the selection and retention of subcontractors, including procurement of materials and leases of equipment. The contractor shall take all necessary and reasonable steps to ensure nondiscrimination in the administration of this contract.

a. The contractor shall notify all potential subcontractors, suppliers, and lessors of their EEO obligations under this contract.

b. The contractor will use good faith efforts to ensure subcontractor compliance with their EEO obligations.

#### **10. Assurances Required:**

a. The requirements of 49 CFR Part 26 and the State DOT's FHWA-approved Disadvantaged Business Enterprise (DBE) program are incorporated by reference.

b. The contractor, subrecipient or subcontractor shall not discriminate on the basis of race, color, national origin, or sex in the performance of this contract. The contractor shall carry out applicable requirements of 49 CFR part 26 in the award and administration of DOT-assisted contracts. Failure by the contractor to carry out these requirements is a material breach of this contract, which may result in the termination of this contract or such other remedy as the recipient deems appropriate, which may include, but is not limited to:

- (1) Withholding monthly progress payments;
- (2) Assessing sanctions;
- (3) Liquidated damages; and/or
- (4) Disqualifying the contractor from future bidding as non-responsible.

c. The Title VI and nondiscrimination provisions of U.S. DOT Order 1050.2A at Appendixes A and E are incorporated by reference. 49 CFR Part 21.

**11. Records and Reports:** The contractor shall keep such records as necessary to document compliance with the EEO requirements. Such records shall be retained for a period of three years following the date of the final payment to the contractor for all contract work and shall be available at reasonable times and places for inspection by authorized representatives of the contracting agency and the FHWA.

a. The records kept by the contractor shall document the following:



(1) The number and work hours of minority and non-minority group members and women employed in each work classification on the project;

(2) The progress and efforts being made in cooperation with unions, when applicable, to increase employment opportunities for minorities and women; and

(3) The progress and efforts being made in locating, hiring, training, qualifying, and upgrading minorities and women.

b. The contractors and subcontractors will submit an annual report to the contracting agency each July for the duration of the project indicating the number of minority, women, and non-minority group employees currently engaged in each work classification required by the contract work. This information is to be reported on [Form FHWA-1391](#). The staffing data should represent the project work force on board in all or any part of the last payroll period preceding the end of July. If on-the-job training is being required by special provision, the contractor will be required to collect and report training data. The employment data should reflect the work force on board during all or any part of the last payroll period preceding the end of July.

### III. NONSEGREGATED FACILITIES

This provision is applicable to all Federal-aid construction contracts and to all related construction subcontracts of more than \$10,000. 41 CFR 60-1.5.

As prescribed by 41 CFR 60-1.8, the contractor must ensure that facilities provided for employees are provided in such a manner that segregation on the basis of race, color, religion, sex, sexual orientation, gender identity, or national origin cannot result. The contractor may neither require such segregated use by written or oral policies nor tolerate such use by employee custom. The contractor's obligation extends further to ensure that its employees are not assigned to perform their services at any location under the contractor's control where the facilities are segregated. The term "facilities" includes waiting rooms, work areas, restaurants and other eating areas, time clocks, restrooms, washrooms, locker rooms and other storage or dressing areas, parking lots, drinking fountains, recreation or entertainment areas, transportation, and housing provided for employees. The contractor shall provide separate or single-user restrooms and necessary dressing or sleeping areas to assure privacy between sexes.

### IV. DAVIS-BACON AND RELATED ACT PROVISIONS

This section is applicable to all Federal-aid construction projects exceeding \$2,000 and to all related subcontracts and lower-tier subcontracts (regardless of subcontract size), in accordance with 29 CFR 5.5. The requirements apply to all projects located within the right-of-way of a roadway that is functionally classified as Federal-aid highway. 23 U.S.C. 113. This excludes roadways functionally classified as local roads or rural minor collectors, which are exempt. 23 U.S.C. 101. Where applicable law requires that projects be treated as a project on a Federal-aid highway, the provisions of this subpart will apply regardless of the location of the project. Examples include: Surface Transportation Block Grant Program projects funded under 23 U.S.C. 133 [excluding recreational trails projects], the Nationally Significant Freight and Highway

Projects funded under 23 U.S.C. 117, and National Highway Freight Program projects funded under 23 U.S.C. 167.

The following provisions are from the U.S. Department of Labor regulations in 29 CFR 5.5 "Contract provisions and related matters" with minor revisions to conform to the FHWA- 1273 format and FHWA program requirements.

#### 1. Minimum wages (29 CFR 5.5)

a. *Wage rates and fringe benefits.* All laborers and mechanics employed or working upon the site of the work (or otherwise working in construction or development of the project under a development statute), will be paid unconditionally and not less often than once a week, and without subsequent deduction or rebate on any account (except such payroll deductions as are permitted by regulations issued by the Secretary of Labor under the Copeland Act ([29 CFR part 3](#))), the full amount of basic hourly wages and bona fide fringe benefits (or cash equivalents thereof) due at time of payment computed at rates not less than those contained in the wage determination of the Secretary of Labor which is attached hereto and made a part hereof, regardless of any contractual relationship which may be alleged to exist between the contractor and such laborers and mechanics. As provided in paragraphs (d) and (e) of 29 CFR 5.5, the appropriate wage determinations are effective by operation of law even if they have not been attached to the contract. Contributions made or costs reasonably anticipated for bona fide fringe benefits under the Davis-Bacon Act ([40 U.S.C. 3141\(2\)\(B\)](#)) on behalf of laborers or mechanics are considered wages paid to such laborers or mechanics, subject to the provisions of paragraph 1.e. of this section; also, regular contributions made or costs incurred for more than a weekly period (but not less often than quarterly) under plans, funds, or programs which cover the particular weekly period, are deemed to be constructively made or incurred during such weekly period. Such laborers and mechanics must be paid the appropriate wage rate and fringe benefits on the wage determination for the classification(s) of work actually performed, without regard to skill, except as provided in paragraph 4. of this section. Laborers or mechanics performing work in more than one classification may be compensated at the rate specified for each classification for the time actually worked therein: *Provided*, That the employer's payroll records accurately set forth the time spent in each classification in which work is performed. The wage determination (including any additional classifications and wage rates conformed under paragraph 1.c. of this section) and the Davis-Bacon poster (WH-1321) must be posted at all times by the contractor and its subcontractors at the site of the work in a prominent and accessible place where it can be easily seen by the workers.

b. *Frequently recurring classifications.* (1) In addition to wage and fringe benefit rates that have been determined to be prevailing under the procedures set forth in [29 CFR part 1](#), a wage determination may contain, pursuant to § 1.3(f), wage and fringe benefit rates for classifications of laborers and mechanics for which conformance requests are regularly submitted pursuant to paragraph 1.c. of this section, provided that:

(i) The work performed by the classification is not performed by a classification in the wage determination for which a prevailing wage rate has been determined;

(ii) The classification is used in the area by the construction industry; and

(iii) The wage rate for the classification bears a reasonable relationship to the prevailing wage rates contained in the wage determination.

(2) The Administrator will establish wage rates for such classifications in accordance with paragraph 1.c.(1)(iii) of this section. Work performed in such a classification must be paid at no less than the wage and fringe benefit rate listed on the wage determination for such classification.

c. *Conformance.* (1) The contracting officer must require that any class of laborers or mechanics, including helpers, which is not listed in the wage determination and which is to be employed under the contract be classified in conformance with the wage determination. Conformance of an additional classification and wage rate and fringe benefits is appropriate only when the following criteria have been met:

(i) The work to be performed by the classification requested is not performed by a classification in the wage determination; and

(ii) The classification is used in the area by the construction industry; and

(iii) The proposed wage rate, including any bona fide fringe benefits, bears a reasonable relationship to the wage rates contained in the wage determination.

(2) The conformance process may not be used to split, subdivide, or otherwise avoid application of classifications listed in the wage determination.

(3) If the contractor and the laborers and mechanics to be employed in the classification (if known), or their representatives, and the contracting officer agree on the classification and wage rate (including the amount designated for fringe benefits where appropriate), a report of the action taken will be sent by the contracting officer by email to [DBAconformance@dol.gov](mailto:DBAconformance@dol.gov). The Administrator, or an authorized representative, will approve, modify, or disapprove every additional classification action within 30 days of receipt and so advise the contracting officer or will notify the contracting officer within the 30-day period that additional time is necessary.

(4) In the event the contractor, the laborers or mechanics to be employed in the classification or their representatives, and the contracting officer do not agree on the proposed classification and wage rate (including the amount designated for fringe benefits, where appropriate), the contracting officer will, by email to [DBAconformance@dol.gov](mailto:DBAconformance@dol.gov), refer the questions, including the views of all interested parties and the recommendation of the contracting officer, to the Administrator for determination. The Administrator, or an authorized representative, will issue a determination within 30 days of receipt and so advise the contracting officer or will notify the contracting officer within the 30-day period that additional time is necessary.

(5) The contracting officer must promptly notify the contractor of the action taken by the Wage and Hour Division

under paragraphs 1.c.(3) and (4) of this section. The contractor must furnish a written copy of such determination to each affected worker or it must be posted as a part of the wage determination. The wage rate (including fringe benefits where appropriate) determined pursuant to paragraph 1.c.(3) or (4) of this section must be paid to all workers performing work in the classification under this contract from the first day on which work is performed in the classification.

d. *Fringe benefits not expressed as an hourly rate.*

Whenever the minimum wage rate prescribed in the contract for a class of laborers or mechanics includes a fringe benefit which is not expressed as an hourly rate, the contractor may either pay the benefit as stated in the wage determination or may pay another bona fide fringe benefit or an hourly cash equivalent thereof.

e. *Unfunded plans.* If the contractor does not make payments to a trustee or other third person, the contractor may consider as part of the wages of any laborer or mechanic the amount of any costs reasonably anticipated in providing bona fide fringe benefits under a plan or program, *Provided*, That the Secretary of Labor has found, upon the written request of the contractor, in accordance with the criteria set forth in § 5.28, that the applicable standards of the Davis-Bacon Act have been met. The Secretary of Labor may require the contractor to set aside in a separate account assets for the meeting of obligations under the plan or program.

f. *Interest.* In the event of a failure to pay all or part of the wages required by the contract, the contractor will be required to pay interest on any underpayment of wages.

## 2. Withholding (29 CFR 5.5)

a. *Withholding requirements.* The contracting agency may, upon its own action, or must, upon written request of an authorized representative of the Department of Labor, withhold or cause to be withheld from the contractor so much of the accrued payments or advances as may be considered necessary to satisfy the liabilities of the prime contractor or any subcontractor for the full amount of wages and monetary relief, including interest, required by the clauses set forth in this section for violations of this contract, or to satisfy any such liabilities required by any other Federal contract, or federally assisted contract subject to Davis-Bacon labor standards, that is held by the same prime contractor (as defined in § 5.2). The necessary funds may be withheld from the contractor under this contract, any other Federal contract with the same prime contractor, or any other federally assisted contract that is subject to Davis-Bacon labor standards requirements and is held by the same prime contractor, regardless of whether the other contract was awarded or assisted by the same agency, and such funds may be used to satisfy the contractor liability for which the funds were withheld. In the event of a contractor's failure to pay any laborer or mechanic, including any apprentice or helper working on the site of the work all or part of the wages required by the contract, or upon the contractor's failure to submit the required records as discussed in paragraph 3.d. of this section, the contracting agency may on its own initiative and after written notice to the contractor, take such action as may be necessary to cause the suspension of any further payment, advance, or guarantee of funds until such violations have ceased.

b. *Priority to withheld funds.* The Department has priority to funds withheld or to be withheld in accordance with paragraph

2.a. of this section or Section V, paragraph 3.a., or both, over claims to those funds by:

- (1) A contractor's surety(ies), including without limitation performance bond sureties and payment bond sureties;
- (2) A contracting agency for its procurement costs;
- (3) A trustee(s) (either a court-appointed trustee or a U.S. trustee, or both) in bankruptcy of a contractor, or a contractor's bankruptcy estate;
- (4) A contractor's assignee(s);
- (5) A contractor's successor(s); or
- (6) A claim asserted under the Prompt Payment Act, [31 U.S.C. 3901–3907](#).

### 3. Records and certified payrolls (29 CFR 5.5)

*a. Basic record requirements (1) Length of record retention.* All regular payrolls and other basic records must be maintained by the contractor and any subcontractor during the course of the work and preserved for all laborers and mechanics working at the site of the work (or otherwise working in construction or development of the project under a development statute) for a period of at least 3 years after all the work on the prime contract is completed.

*(2) Information required.* Such records must contain the name; Social Security number; last known address, telephone number, and email address of each such worker; each worker's correct classification(s) of work actually performed; hourly rates of wages paid (including rates of contributions or costs anticipated for bona fide fringe benefits or cash equivalents thereof of the types described in [40 U.S.C. 3141\(2\)\(B\)](#) of the Davis-Bacon Act); daily and weekly number of hours actually worked in total and on each covered contract; deductions made; and actual wages paid.

*(3) Additional records relating to fringe benefits.* Whenever the Secretary of Labor has found under paragraph 1.e. of this section that the wages of any laborer or mechanic include the amount of any costs reasonably anticipated in providing benefits under a plan or program described in [40 U.S.C. 3141\(2\)\(B\)](#) of the Davis-Bacon Act, the contractor must maintain records which show that the commitment to provide such benefits is enforceable, that the plan or program is financially responsible, and that the plan or program has been communicated in writing to the laborers or mechanics affected, and records which show the costs anticipated or the actual cost incurred in providing such benefits.

*(4) Additional records relating to apprenticeship.* Contractors with apprentices working under approved programs must maintain written evidence of the registration of apprenticeship programs, the registration of the apprentices, and the ratios and wage rates prescribed in the applicable programs.

*b. Certified payroll requirements (1) Frequency and method of submission.* The contractor or subcontractor must submit weekly, for each week in which any DBA- or Related Acts-covered work is performed, certified payrolls to the contracting

agency. The prime contractor is responsible for the submission of all certified payrolls by all subcontractors. A contracting agency or prime contractor may permit or require contractors to submit certified payrolls through an electronic system, as long as the electronic system requires a legally valid electronic signature; the system allows the contractor, the contracting agency, and the Department of Labor to access the certified payrolls upon request for at least 3 years after the work on the prime contract has been completed; and the contracting agency or prime contractor permits other methods of submission in situations where the contractor is unable or limited in its ability to use or access the electronic system.

*(2) Information required.* The certified payrolls submitted must set out accurately and completely all of the information required to be maintained under paragraph 3.a.(2) of this section, except that full Social Security numbers and last known addresses, telephone numbers, and email addresses must not be included on weekly transmittals. Instead, the certified payrolls need only include an individually identifying number for each worker (e.g., the last four digits of the worker's Social Security number). The required weekly certified payroll information may be submitted using Optional Form WH-347 or in any other format desired. Optional Form WH-347 is available for this purpose from the Wage and Hour Division website at <https://www.dol.gov/sites/dolgov/files/WHDLegacy/files/wh347.pdf> or its successor website. It is not a violation of this section for a prime contractor to require a subcontractor to provide full Social Security numbers and last known addresses, telephone numbers, and email addresses to the prime contractor for its own records, without weekly submission by the subcontractor to the contracting agency.

*(3) Statement of Compliance.* Each certified payroll submitted must be accompanied by a "Statement of Compliance," signed by the contractor or subcontractor, or the contractor's or subcontractor's agent who pays or supervises the payment of the persons working on the contract, and must certify the following:

(i) That the certified payroll for the payroll period contains the information required to be provided under paragraph 3.b. of this section, the appropriate information and basic records are being maintained under paragraph 3.a. of this section, and such information and records are correct and complete;

(ii) That each laborer or mechanic (including each helper and apprentice) working on the contract during the payroll period has been paid the full weekly wages earned, without rebate, either directly or indirectly, and that no deductions have been made either directly or indirectly from the full wages earned, other than permissible deductions as set forth in [29 CFR part 3](#); and

(iii) That each laborer or mechanic has been paid not less than the applicable wage rates and fringe benefits or cash equivalents for the classification(s) of work actually performed, as specified in the applicable wage determination incorporated into the contract.

*(4) Use of Optional Form WH-347.* The weekly submission of a properly executed certification set forth on the reverse side of Optional Form WH-347 will satisfy the requirement for submission of the "Statement of Compliance" required by paragraph 3.b.(3) of this section.

(5) *Signature.* The signature by the contractor, subcontractor, or the contractor's or subcontractor's agent must be an original handwritten signature or a legally valid electronic signature.

(6) *Falsification.* The falsification of any of the above certifications may subject the contractor or subcontractor to civil or criminal prosecution under [18 U.S.C. 1001](#) and [31 U.S.C. 3729](#).

(7) *Length of certified payroll retention.* The contractor or subcontractor must preserve all certified payrolls during the course of the work and for a period of 3 years after all the work on the prime contract is completed.

c. *Contracts, subcontracts, and related documents.* The contractor or subcontractor must maintain this contract or subcontract and related documents including, without limitation, bids, proposals, amendments, modifications, and extensions. The contractor or subcontractor must preserve these contracts, subcontracts, and related documents during the course of the work and for a period of 3 years after all the work on the prime contract is completed.

d. *Required disclosures and access (1) Required record disclosures and access to workers.* The contractor or subcontractor must make the records required under paragraphs 3.a. through 3.c. of this section, and any other documents that the contracting agency, the State DOT, the FHWA, or the Department of Labor deems necessary to determine compliance with the labor standards provisions of any of the applicable statutes referenced by § 5.1, available for inspection, copying, or transcription by authorized representatives of the contracting agency, the State DOT, the FHWA, or the Department of Labor, and must permit such representatives to interview workers during working hours on the job.

(2) *Sanctions for non-compliance with records and worker access requirements.* If the contractor or subcontractor fails to submit the required records or to make them available, or refuses to permit worker interviews during working hours on the job, the Federal agency may, after written notice to the contractor, sponsor, applicant, owner, or other entity, as the case may be, that maintains such records or that employs such workers, take such action as may be necessary to cause the suspension of any further payment, advance, or guarantee of funds. Furthermore, failure to submit the required records upon request or to make such records available, or to permit worker interviews during working hours on the job, may be grounds for debarment action pursuant to § 5.12. In addition, any contractor or other person that fails to submit the required records or make those records available to WHD within the time WHD requests that the records be produced will be precluded from introducing as evidence in an administrative proceeding under [29 CFR part 6](#) any of the required records that were not provided or made available to WHD. WHD will take into consideration a reasonable request from the contractor or person for an extension of the time for submission of records. WHD will determine the reasonableness of the request and may consider, among other things, the location of the records and the volume of production.

(3) *Required information disclosures.* Contractors and subcontractors must maintain the full Social Security number and last known address, telephone number, and email address

of each covered worker, and must provide them upon request to the contracting agency, the State DOT, the FHWA, the contractor, or the Wage and Hour Division of the Department of Labor for purposes of an investigation or other compliance action.

#### **4. Apprentices and equal employment opportunity (29 CFR 5.5)**

a. *Apprentices (1) Rate of pay.* Apprentices will be permitted to work at less than the predetermined rate for the work they perform when they are employed pursuant to and individually registered in a bona fide apprenticeship program registered with the U.S. Department of Labor, Employment and Training Administration, Office of Apprenticeship (OA), or with a State Apprenticeship Agency recognized by the OA. A person who is not individually registered in the program, but who has been certified by the OA or a State Apprenticeship Agency (where appropriate) to be eligible for probationary employment as an apprentice, will be permitted to work at less than the predetermined rate for the work they perform in the first 90 days of probationary employment as an apprentice in such a program. In the event the OA or a State Apprenticeship Agency recognized by the OA withdraws approval of an apprenticeship program, the contractor will no longer be permitted to use apprentices at less than the applicable predetermined rate for the work performed until an acceptable program is approved.

(2) *Fringe benefits.* Apprentices must be paid fringe benefits in accordance with the provisions of the apprenticeship program. If the apprenticeship program does not specify fringe benefits, apprentices must be paid the full amount of fringe benefits listed on the wage determination for the applicable classification. If the Administrator determines that a different practice prevails for the applicable apprentice classification, fringe benefits must be paid in accordance with that determination.

(3) *Apprenticeship ratio.* The allowable ratio of apprentices to journeymen on the job site in any craft classification must not be greater than the ratio permitted to the contractor as to the entire work force under the registered program or the ratio applicable to the locality of the project pursuant to paragraph 4.a.(4) of this section. Any worker listed on a payroll at an apprentice wage rate, who is not registered or otherwise employed as stated in paragraph 4.a.(1) of this section, must be paid not less than the applicable wage rate on the wage determination for the classification of work actually performed. In addition, any apprentice performing work on the job site in excess of the ratio permitted under this section must be paid not less than the applicable wage rate on the wage determination for the work actually performed.

(4) *Reciprocity of ratios and wage rates.* Where a contractor is performing construction on a project in a locality other than the locality in which its program is registered, the ratios and wage rates (expressed in percentages of the journeyworker's hourly rate) applicable within the locality in which the construction is being performed must be observed. If there is no applicable ratio or wage rate for the locality of the project, the ratio and wage rate specified in the contractor's registered program must be observed.

b. *Equal employment opportunity.* The use of apprentices and journeymen under this part must be in conformity with



the equal employment opportunity requirements of Executive Order 11246, as amended, and [29 CFR part 30](#).

c. Apprentices and Trainees (programs of the U.S. DOT).

Apprentices and trainees working under apprenticeship and skill training programs which have been certified by the Secretary of Transportation as promoting EEO in connection with Federal-aid highway construction programs are not subject to the requirements of paragraph 4 of this Section IV. 23 CFR 230.111(e)(2). The straight time hourly wage rates for apprentices and trainees under such programs will be established by the particular programs. The ratio of apprentices and trainees to journeyworkers shall not be greater than permitted by the terms of the particular program.

**5. Compliance with Copeland Act requirements.** The contractor shall comply with the requirements of 29 CFR part 3, which are incorporated by reference in this contract as provided in 29 CFR 5.5.

**6. Subcontracts.** The contractor or subcontractor must insert FHWA-1273 in any subcontracts, along with the applicable wage determination(s) and such other clauses or contract modifications as the contracting agency may by appropriate instructions require, and a clause requiring the subcontractors to include these clauses and wage determination(s) in any lower tier subcontracts. The prime contractor is responsible for the compliance by any subcontractor or lower tier subcontractor with all the contract clauses in this section. In the event of any violations of these clauses, the prime contractor and any subcontractor(s) responsible will be liable for any unpaid wages and monetary relief, including interest from the date of the underpayment or loss, due to any workers of lower-tier subcontractors, and may be subject to debarment, as appropriate. 29 CFR 5.5.

**7. Contract termination: debarment.** A breach of the contract clauses in 29 CFR 5.5 may be grounds for termination of the contract, and for debarment as a contractor and a subcontractor as provided in 29 CFR 5.12.

**8. Compliance with Davis-Bacon and Related Act requirements.** All rulings and interpretations of the Davis-Bacon and Related Acts contained in 29 CFR parts 1, 3, and 5 are herein incorporated by reference in this contract as provided in 29 CFR 5.5.

**9. Disputes concerning labor standards.** As provided in 29 CFR 5.5, disputes arising out of the labor standards provisions of this contract shall not be subject to the general disputes clause of this contract. Such disputes shall be resolved in accordance with the procedures of the Department of Labor set forth in 29 CFR parts 5, 6, and 7. Disputes within the meaning of this clause include disputes between the contractor (or any of its subcontractors) and the contracting agency, the U.S. Department of Labor, or the employees or their representatives.

**10. Certification of eligibility.** a. By entering into this contract, the contractor certifies that neither it nor any person or firm who has an interest in the contractor's firm is a person or firm ineligible to be awarded Government contracts by virtue of [40 U.S.C. 3144\(b\)](#) or § 5.12(a).

b. No part of this contract shall be subcontracted to any person or firm ineligible for award of a Government contract by virtue of [40 U.S.C. 3144\(b\)](#) or § 5.12(a).

c. The penalty for making false statements is prescribed in the U.S. Code, Title 18 Crimes and Criminal Procedure, [18 U.S.C. 1001](#).

**11. Anti-retaliation.** It is unlawful for any person to discharge, demote, intimidate, threaten, restrain, coerce, blacklist, harass, or in any other manner discriminate against, or to cause any person to discharge, demote, intimidate, threaten, restrain, coerce, blacklist, harass, or in any other manner discriminate against, any worker or job applicant for:

a. Notifying any contractor of any conduct which the worker reasonably believes constitutes a violation of the DBA, Related Acts, this part, or [29 CFR part 1](#) or [3](#);

b. Filing any complaint, initiating or causing to be initiated any proceeding, or otherwise asserting or seeking to assert on behalf of themselves or others any right or protection under the DBA, Related Acts, this part, or [29 CFR part 1](#) or [3](#);

c. Cooperating in any investigation or other compliance action, or testifying in any proceeding under the DBA, Related Acts, this part, or [29 CFR part 1](#) or [3](#); or

d. Informing any other person about their rights under the DBA, Related Acts, this part, or [29 CFR part 1](#) or [3](#).

## **V. CONTRACT WORK HOURS AND SAFETY STANDARDS ACT**

Pursuant to 29 CFR 5.5(b), the following clauses apply to any Federal-aid construction contract in an amount in excess of \$100,000 and subject to the overtime provisions of the Contract Work Hours and Safety Standards Act. These clauses shall be inserted in addition to the clauses required by 29 CFR 5.5(a) or 29 CFR 4.6. As used in this paragraph, the terms laborers and mechanics include watchpersons and guards.

**1. Overtime requirements.** No contractor or subcontractor contracting for any part of the contract work which may require or involve the employment of laborers or mechanics shall require or permit any such laborer or mechanic in any workweek in which he or she is employed on such work to work in excess of forty hours in such workweek unless such laborer or mechanic receives compensation at a rate not less than one and one-half times the basic rate of pay for all hours worked in excess of forty hours in such workweek. 29 CFR 5.5.

**2. Violation; liability for unpaid wages; liquidated damages.** In the event of any violation of the clause set forth in paragraph 1. of this section the contractor and any subcontractor responsible therefor shall be liable for the unpaid wages and interest from the date of the underpayment. In addition, such contractor and subcontractor shall be liable to the United States (in the case of work done under contract for the District of Columbia or a territory, to such District or to such territory), for liquidated damages. Such liquidated damages shall be computed with respect to each individual laborer or

mechanic, including watchpersons and guards, employed in violation of the clause set forth in paragraph 1. of this section, in the sum currently provided in 29 CFR 5.5(b)(2)\* for each calendar day on which such individual was required or permitted to work in excess of the standard workweek of forty hours without payment of the overtime wages required by the clause set forth in paragraph 1. of this section.

\* \$31 as of January 15, 2023 (See 88 FR 88 FR 2210) as may be adjusted annually by the Department of Labor, pursuant to the Federal Civil Penalties Inflation Adjustment Act of 1990.

### 3. Withholding for unpaid wages and liquidated damages

a. *Withholding process.* The FHWA or the contracting agency may, upon its own action, or must, upon written request of an authorized representative of the Department of Labor, withhold or cause to be withheld from the contractor so much of the accrued payments or advances as may be considered necessary to satisfy the liabilities of the prime contractor or any subcontractor for any unpaid wages; monetary relief, including interest; and liquidated damages required by the clauses set forth in this section on this contract, any other Federal contract with the same prime contractor, or any other federally assisted contract subject to the Contract Work Hours and Safety Standards Act that is held by the same prime contractor (as defined in § 5.2). The necessary funds may be withheld from the contractor under this contract, any other Federal contract with the same prime contractor, or any other federally assisted contract that is subject to the Contract Work Hours and Safety Standards Act and is held by the same prime contractor, regardless of whether the other contract was awarded or assisted by the same agency, and such funds may be used to satisfy the contractor liability for which the funds were withheld.

b. *Priority to withheld funds.* The Department has priority to funds withheld or to be withheld in accordance with Section IV paragraph 2.a. or paragraph 3.a. of this section, or both, over claims to those funds by:

- (1) A contractor's surety(ies), including without limitation performance bond sureties and payment bond sureties;
- (2) A contracting agency for its procurement costs;
- (3) A trustee(s) (either a court-appointed trustee or a U.S. trustee, or both) in bankruptcy of a contractor, or a contractor's bankruptcy estate;
- (4) A contractor's assignee(s);
- (5) A contractor's successor(s); or
- (6) A claim asserted under the Prompt Payment Act, [31 U.S.C. 3901](#)–3907.

**4. Subcontracts.** The contractor or subcontractor must insert in any subcontracts the clauses set forth in paragraphs 1. through 5. of this section and a clause requiring the subcontractors to include these clauses in any lower tier subcontracts. The prime contractor is responsible for compliance by any subcontractor or lower tier subcontractor with the clauses set forth in paragraphs 1. through 5. In the

event of any violations of these clauses, the prime contractor and any subcontractor(s) responsible will be liable for any unpaid wages and monetary relief, including interest from the date of the underpayment or loss, due to any workers of lower-tier subcontractors, and associated liquidated damages and may be subject to debarment, as appropriate.

**5. Anti-retaliation.** It is unlawful for any person to discharge, demote, intimidate, threaten, restrain, coerce, blacklist, harass, or in any other manner discriminate against, or to cause any person to discharge, demote, intimidate, threaten, restrain, coerce, blacklist, harass, or in any other manner discriminate against, any worker or job applicant for:

a. Notifying any contractor of any conduct which the worker reasonably believes constitutes a violation of the Contract Work Hours and Safety Standards Act (CWHSSA) or its implementing regulations in this part;

b. Filing any complaint, initiating or causing to be initiated any proceeding, or otherwise asserting or seeking to assert on behalf of themselves or others any right or protection under CWHSSA or this part;

c. Cooperating in any investigation or other compliance action, or testifying in any proceeding under CWHSSA or this part; or

d. Informing any other person about their rights under CWHSSA or this part.

## VI. SUBLETTING OR ASSIGNING THE CONTRACT

This provision is applicable to all Federal-aid construction contracts on the National Highway System pursuant to 23 CFR 635.116.

1. The contractor shall perform with its own organization contract work amounting to not less than 30 percent (or a greater percentage if specified elsewhere in the contract) of the total original contract price, excluding any specialty items designated by the contracting agency. Specialty items may be performed by subcontract and the amount of any such specialty items performed may be deducted from the total original contract price before computing the amount of work required to be performed by the contractor's own organization (23 CFR 635.116).

a. The term "perform work with its own organization" in paragraph 1 of Section VI refers to workers employed or leased by the prime contractor, and equipment owned or rented by the prime contractor, with or without operators. Such term does not include employees or equipment of a subcontractor or lower tier subcontractor, agents of the prime contractor, or any other assignees. The term may include payments for the costs of hiring leased employees from an employee leasing firm meeting all relevant Federal and State regulatory requirements. Leased employees may only be included in this term if the prime contractor meets all of the following conditions: (based on longstanding interpretation)

- (1) the prime contractor maintains control over the supervision of the day-to-day activities of the leased employees;
- (2) the prime contractor remains responsible for the quality of the work of the leased employees;

- (3) the prime contractor retains all power to accept or exclude individual employees from work on the project; and
- (4) the prime contractor remains ultimately responsible for the payment of predetermined minimum wages, the submission of payrolls, statements of compliance and all other Federal regulatory requirements.

b. "Specialty Items" shall be construed to be limited to work that requires highly specialized knowledge, abilities, or equipment not ordinarily available in the type of contracting organizations qualified and expected to bid or propose on the contract as a whole and in general are to be limited to minor components of the overall contract. 23 CFR 635.102.

2. Pursuant to 23 CFR 635.116(a), the contract amount upon which the requirements set forth in paragraph (1) of Section VI is computed includes the cost of material and manufactured products which are to be purchased or produced by the contractor under the contract provisions.

3. Pursuant to 23 CFR 635.116(c), the contractor shall furnish (a) a competent superintendent or supervisor who is employed by the firm, has full authority to direct performance of the work in accordance with the contract requirements, and is in charge of all construction operations (regardless of who performs the work) and (b) such other of its own organizational resources (supervision, management, and engineering services) as the contracting officer determines is necessary to assure the performance of the contract.

4. No portion of the contract shall be sublet, assigned or otherwise disposed of except with the written consent of the contracting officer, or authorized representative, and such consent when given shall not be construed to relieve the contractor of any responsibility for the fulfillment of the contract. Written consent will be given only after the contracting agency has assured that each subcontract is evidenced in writing and that it contains all pertinent provisions and requirements of the prime contract. (based on long-standing interpretation of 23 CFR 635.116).

5. The 30-percent self-performance requirement of paragraph (1) is not applicable to design-build contracts; however, contracting agencies may establish their own self-performance requirements. 23 CFR 635.116(d).

## **VII. SAFETY: ACCIDENT PREVENTION**

This provision is applicable to all Federal-aid construction contracts and to all related subcontracts.

1. In the performance of this contract the contractor shall comply with all applicable Federal, State, and local laws governing safety, health, and sanitation (23 CFR Part 635). The contractor shall provide all safeguards, safety devices and protective equipment and take any other needed actions as it determines, or as the contracting officer may determine, to be reasonably necessary to protect the life and health of employees on the job and the safety of the public and to protect property in connection with the performance of the work covered by the contract. 23 CFR 635.108.

2. It is a condition of this contract, and shall be made a condition of each subcontract, which the contractor enters into pursuant to this contract, that the contractor and any subcontractor shall not permit any employee, in performance of the contract, to work in surroundings or under conditions which are unsanitary, hazardous or dangerous to his/her health or safety, as determined under construction safety and

health standards (29 CFR Part 1926) promulgated by the Secretary of Labor, in accordance with Section 107 of the Contract Work Hours and Safety Standards Act (40 U.S.C. 3704). 29 CFR 1926.10.

3. Pursuant to 29 CFR 1926.3, it is a condition of this contract that the Secretary of Labor or authorized representative thereof, shall have right of entry to any site of contract performance to inspect or investigate the matter of compliance with the construction safety and health standards and to carry out the duties of the Secretary under Section 107 of the Contract Work Hours and Safety Standards Act (40 U.S.C. 3704).

## **VIII. FALSE STATEMENTS CONCERNING HIGHWAY PROJECTS**

This provision is applicable to all Federal-aid construction contracts and to all related subcontracts.

In order to assure high quality and durable construction in conformity with approved plans and specifications and a high degree of reliability on statements and representations made by engineers, contractors, suppliers, and workers on Federal-aid highway projects, it is essential that all persons concerned with the project perform their functions as carefully, thoroughly, and honestly as possible. Willful falsification, distortion, or misrepresentation with respect to any facts related to the project is a violation of Federal law. To prevent any misunderstanding regarding the seriousness of these and similar acts, Form FHWA-1022 shall be posted on each Federal-aid highway project (23 CFR Part 635) in one or more places where it is readily available to all persons concerned with the project:

18 U.S.C. 1020 reads as follows:

"Whoever, being an officer, agent, or employee of the United States, or of any State or Territory, or whoever, whether a person, association, firm, or corporation, knowingly makes any false statement, false representation, or false report as to the character, quality, quantity, or cost of the material used or to be used, or the quantity or quality of the work performed or to be performed, or the cost thereof in connection with the submission of plans, maps, specifications, contracts, or costs of construction on any highway or related project submitted for approval to the Secretary of Transportation; or

Whoever knowingly makes any false statement, false representation, false report or false claim with respect to the character, quality, quantity, or cost of any work performed or to be performed, or materials furnished or to be furnished, in connection with the construction of any highway or related project approved by the Secretary of Transportation; or

Whoever knowingly makes any false statement or false representation as to material fact in any statement, certificate, or report submitted pursuant to provisions of the Federal-aid Roads Act approved July 11, 1916, (39 Stat. 355), as amended and supplemented;

Shall be fined under this title or imprisoned not more than 5 years or both."

**IX. IMPLEMENTATION OF CLEAN AIR ACT AND FEDERAL WATER POLLUTION CONTROL ACT (42 U.S.C. 7606; 2 CFR 200.88; EO 11738)**

This provision is applicable to all Federal-aid construction contracts in excess of \$150,000 and to all related subcontracts. 48 CFR 2.101; 2 CFR 200.327.

By submission of this bid/proposal or the execution of this contract or subcontract, as appropriate, the bidder, proposer, Federal-aid construction contractor, subcontractor, supplier, or vendor agrees to comply with all applicable standards, orders or regulations issued pursuant to the Clean Air Act (42 U.S.C. 7401-7671q) and the Federal Water Pollution Control Act, as amended (33 U.S.C. 1251-1387). Violations must be reported to the Federal Highway Administration and the Regional Office of the Environmental Protection Agency. 2 CFR Part 200, Appendix II.

The contractor agrees to include or cause to be included the requirements of this Section in every subcontract, and further agrees to take such action as the contracting agency may direct as a means of enforcing such requirements. 2 CFR 200.327.

**X. CERTIFICATION REGARDING DEBARMENT, SUSPENSION, INELIGIBILITY AND VOLUNTARY EXCLUSION**

This provision is applicable to all Federal-aid construction contracts, design-build contracts, subcontracts, lower-tier subcontracts, purchase orders, lease agreements, consultant contracts or any other covered transaction requiring FHWA approval or that is estimated to cost \$25,000 or more – as defined in 2 CFR Parts 180 and 1200. 2 CFR 180.220 and 1200.220.

**1. Instructions for Certification – First Tier Participants:**

a. By signing and submitting this proposal, the prospective first tier participant is providing the certification set out below.

b. The inability of a person to provide the certification set out below will not necessarily result in denial of participation in this covered transaction. The prospective first tier participant shall submit an explanation of why it cannot provide the certification set out below. The certification or explanation will be considered in connection with the department or agency's determination whether to enter into this transaction. However, failure of the prospective first tier participant to furnish a certification or an explanation shall disqualify such a person from participation in this transaction. 2 CFR 180.320.

c. The certification in this clause is a material representation of fact upon which reliance was placed when the contracting agency determined to enter into this transaction. If it is later determined that the prospective participant knowingly rendered an erroneous certification, in addition to other remedies available to the Federal Government, the contracting agency may terminate this transaction for cause of default. 2 CFR 180.325.

d. The prospective first tier participant shall provide immediate written notice to the contracting agency to whom this proposal is submitted if any time the prospective first tier participant learns that its certification was erroneous when submitted or has become erroneous by reason of changed circumstances. 2 CFR 180.345 and 180.350.

e. The terms "covered transaction," "debarred," "suspended," "ineligible," "participant," "person," "principal," and "voluntarily excluded," as used in this clause, are defined in 2 CFR Parts 180, Subpart I, 180.900-180.1020, and 1200. "First Tier Covered Transactions" refers to any covered transaction between a recipient or subrecipient of Federal funds and a participant (such as the prime or general contract). "Lower Tier Covered Transactions" refers to any covered transaction under a First Tier Covered Transaction (such as subcontracts). "First Tier Participant" refers to the participant who has entered into a covered transaction with a recipient or subrecipient of Federal funds (such as the prime or general contractor). "Lower Tier Participant" refers any participant who has entered into a covered transaction with a First Tier Participant or other Lower Tier Participants (such as subcontractors and suppliers).

f. The prospective first tier participant agrees by submitting this proposal that, should the proposed covered transaction be entered into, it shall not knowingly enter into any lower tier covered transaction with a person who is debarred, suspended, declared ineligible, or voluntarily excluded from participation in this covered transaction, unless authorized by the department or agency entering into this transaction. 2 CFR 180.330.

g. The prospective first tier participant further agrees by submitting this proposal that it will include the clause titled "Certification Regarding Debarment, Suspension, Ineligibility and Voluntary Exclusion-Lower Tier Covered Transactions," provided by the department or contracting agency, entering into this covered transaction, without modification, in all lower tier covered transactions and in all solicitations for lower tier covered transactions exceeding the \$25,000 threshold. 2 CFR 180.220 and 180.300.

h. A participant in a covered transaction may rely upon a certification of a prospective participant in a lower tier covered transaction that is not debarred, suspended, ineligible, or voluntarily excluded from the covered transaction, unless it knows that the certification is erroneous. 2 CFR 180.300; 180.320, and 180.325. A participant is responsible for ensuring that its principals are not suspended, debarred, or otherwise ineligible to participate in covered transactions. 2 CFR 180.335. To verify the eligibility of its principals, as well as the eligibility of any lower tier prospective participants, each participant may, but is not required to, check the System for Award Management website (<https://www.sam.gov/>). 2 CFR 180.300, 180.320, and 180.325.

i. Nothing contained in the foregoing shall be construed to require the establishment of a system of records in order to render in good faith the certification required by this clause. The knowledge and information of the prospective participant is not required to exceed that which is normally possessed by a prudent person in the ordinary course of business dealings.

j. Except for transactions authorized under paragraph (f) of these instructions, if a participant in a covered transaction knowingly enters into a lower tier covered transaction with a person who is suspended, debarred, ineligible, or voluntarily excluded from participation in this transaction, in addition to other remedies available to the Federal Government, the department or agency may terminate this transaction for cause or default. 2 CFR 180.325.

\*\*\*\*\*



## **2. Certification Regarding Debarment, Suspension, Ineligibility and Voluntary Exclusion – First Tier Participants:**

a. The prospective first tier participant certifies to the best of its knowledge and belief, that it and its principals:

(1) Are not presently debarred, suspended, proposed for debarment, declared ineligible, or voluntarily excluded from participating in covered transactions by any Federal department or agency, 2 CFR 180.335;.

(2) Have not within a three-year period preceding this proposal been convicted of or had a civil judgment rendered against them for commission of fraud or a criminal offense in connection with obtaining, attempting to obtain, or performing a public (Federal, State, or local) transaction or contract under a public transaction; violation of Federal or State antitrust statutes or commission of embezzlement, theft, forgery, bribery, falsification or destruction of records, making false statements, or receiving stolen property, 2 CFR 180.800;

(3) Are not presently indicted for or otherwise criminally or civilly charged by a governmental entity (Federal, State or local) with commission of any of the offenses enumerated in paragraph (a)(2) of this certification, 2 CFR 180.700 and 180.800; and

(4) Have not within a three-year period preceding this application/proposal had one or more public transactions (Federal, State or local) terminated for cause or default. 2 CFR 180.335(d).

(5) Are not a corporation that has been convicted of a felony violation under any Federal law within the two-year period preceding this proposal (USDOT Order 4200.6 implementing appropriations act requirements); and

(6) Are not a corporation with any unpaid Federal tax liability that has been assessed, for which all judicial and administrative remedies have been exhausted, or have lapsed, and that is not being paid in a timely manner pursuant to an agreement with the authority responsible for collecting the tax liability (USDOT Order 4200.6 implementing appropriations act requirements).

b. Where the prospective participant is unable to certify to any of the statements in this certification, such prospective participant should attach an explanation to this proposal. 2 CFR 180.335 and 180.340.

\* \* \* \* \*

## **3. Instructions for Certification - Lower Tier Participants:**

(Applicable to all subcontracts, purchase orders, and other lower tier transactions requiring prior FHWA approval or estimated to cost \$25,000 or more - 2 CFR Parts 180 and 1200). 2 CFR 180.220 and 1200.220.

a. By signing and submitting this proposal, the prospective lower tier participant is providing the certification set out below.

b. The certification in this clause is a material representation of fact upon which reliance was placed when this transaction was entered into. If it is later determined that the prospective lower tier participant knowingly rendered an erroneous certification, in addition to other remedies available to the Federal Government, the department, or agency with which

this transaction originated may pursue available remedies, including suspension and/or debarment.

c. The prospective lower tier participant shall provide immediate written notice to the person to which this proposal is submitted if at any time the prospective lower tier participant learns that its certification was erroneous by reason of changed circumstances. 2 CFR 180.365.

d. The terms "covered transaction," "debarred," "suspended," "ineligible," "participant," "person," "principal," and "voluntarily excluded," as used in this clause, are defined in 2 CFR Parts 180, Subpart I, 180.900 – 180.1020, and 1200. You may contact the person to which this proposal is submitted for assistance in obtaining a copy of those regulations. "First Tier Covered Transactions" refers to any covered transaction between a recipient or subrecipient of Federal funds and a participant (such as the prime or general contractor). "Lower Tier Covered Transactions" refers to any covered transaction under a First Tier Covered Transaction (such as subcontracts). "First Tier Participant" refers to the participant who has entered into a covered transaction with a recipient or subrecipient of Federal funds (such as the prime or general contractor). "Lower Tier Participant" refers any participant who has entered into a covered transaction with a First Tier Participant or other Lower Tier Participants (such as subcontractors and suppliers).

e. The prospective lower tier participant agrees by submitting this proposal that, should the proposed covered transaction be entered into, it shall not knowingly enter into any lower tier covered transaction with a person who is debarred, suspended, declared ineligible, or voluntarily excluded from participation in this covered transaction, unless authorized by the department or agency with which this transaction originated. 2 CFR 1200.220 and 1200.332.

f. The prospective lower tier participant further agrees by submitting this proposal that it will include this clause titled "Certification Regarding Debarment, Suspension, Ineligibility and Voluntary Exclusion-Lower Tier Covered Transaction," without modification, in all lower tier covered transactions and in all solicitations for lower tier covered transactions exceeding the \$25,000 threshold. 2 CFR 180.220 and 1200.220.

g. A participant in a covered transaction may rely upon a certification of a prospective participant in a lower tier covered transaction that is not debarred, suspended, ineligible, or voluntarily excluded from the covered transaction, unless it knows that the certification is erroneous. A participant is responsible for ensuring that its principals are not suspended, debarred, or otherwise ineligible to participate in covered transactions. To verify the eligibility of its principals, as well as the eligibility of any lower tier prospective participants, each participant may, but is not required to, check the System for Award Management website (<https://www.sam.gov>), which is compiled by the General Services Administration. 2 CFR 180.300, 180.320, 180.330, and 180.335.

h. Nothing contained in the foregoing shall be construed to require establishment of a system of records in order to render in good faith the certification required by this clause. The knowledge and information of participant is not required to exceed that which is normally possessed by a prudent person in the ordinary course of business dealings.

i. Except for transactions authorized under paragraph e of these instructions, if a participant in a covered transaction knowingly enters into a lower tier covered transaction with a person who is suspended, debarred, ineligible, or voluntarily

excluded from participation in this transaction, in addition to other remedies available to the Federal Government, the department or agency with which this transaction originated may pursue available remedies, including suspension and/or debarment. 2 CFR 180.325.

\* \* \* \* \*

#### **4. Certification Regarding Debarment, Suspension, Ineligibility and Voluntary Exclusion--Lower Tier Participants:**

a. The prospective lower tier participant certifies, by submission of this proposal, that neither it nor its principals:

(1) is presently debarred, suspended, proposed for debarment, declared ineligible, or voluntarily excluded from participating in covered transactions by any Federal department or agency, 2 CFR 180.355;

(2) is a corporation that has been convicted of a felony violation under any Federal law within the two-year period preceding this proposal (USDOT Order 4200.6 implementing appropriations act requirements); and

(3) is a corporation with any unpaid Federal tax liability that has been assessed, for which all judicial and administrative remedies have been exhausted, or have lapsed, and that is not being paid in a timely manner pursuant to an agreement with the authority responsible for collecting the tax liability. (USDOT Order 4200.6 implementing appropriations act requirements)

b. Where the prospective lower tier participant is unable to certify to any of the statements in this certification, such prospective participant should attach an explanation to this proposal.

\* \* \* \* \*

#### **XI. CERTIFICATION REGARDING USE OF CONTRACT FUNDS FOR LOBBYING**

This provision is applicable to all Federal-aid construction contracts and to all related subcontracts which exceed \$100,000. 49 CFR Part 20, App. A.

1. The prospective participant certifies, by signing and submitting this bid or proposal, to the best of his or her knowledge and belief, that:

a. No Federal appropriated funds have been paid or will be paid, by or on behalf of the undersigned, to any person for influencing or attempting to influence an officer or employee of any Federal agency, a Member of Congress, an officer or employee of Congress, or an employee of a Member of Congress in connection with the awarding of any Federal contract, the making of any Federal grant, the making of any Federal loan, the entering into of any cooperative agreement, and the extension, continuation, renewal, amendment, or modification of any Federal contract, grant, loan, or cooperative agreement.

b. If any funds other than Federal appropriated funds have been paid or will be paid to any person for influencing or attempting to influence an officer or employee of any Federal agency, a Member of Congress, an officer or employee of Congress, or an employee of a Member of Congress in connection with this Federal contract, grant, loan, or

cooperative agreement, the undersigned shall complete and submit Standard Form-LLL, "Disclosure Form to Report Lobbying," in accordance with its instructions.

2. This certification is a material representation of fact upon which reliance was placed when this transaction was made or entered into. Submission of this certification is a prerequisite for making or entering into this transaction imposed by 31 U.S.C. 1352. Any person who fails to file the required certification shall be subject to a civil penalty of not less than \$10,000 and not more than \$100,000 for each such failure.

3. The prospective participant also agrees by submitting its bid or proposal that the participant shall require that the language of this certification be included in all lower tier subcontracts, which exceed \$100,000 and that all such recipients shall certify and disclose accordingly.

#### **XII. USE OF UNITED STATES-FLAG VESSELS:**

This provision is applicable to all Federal-aid construction contracts, design-build contracts, subcontracts, lower-tier subcontracts, purchase orders, lease agreements, or any other covered transaction. 46 CFR Part 381.

This requirement applies to material or equipment that is acquired for a specific Federal-aid highway project. 46 CFR 381.7. It is not applicable to goods or materials that come into inventories independent of an FHWA funded-contract.

When oceanic shipments (or shipments across the Great Lakes) are necessary for materials or equipment acquired for a specific Federal-aid construction project, the bidder, proposer, contractor, subcontractor, or vendor agrees:

1. To utilize privately owned United States-flag commercial vessels to ship at least 50 percent of the gross tonnage (computed separately for dry bulk carriers, dry cargo liners, and tankers) involved, whenever shipping any equipment, material, or commodities pursuant to this contract, to the extent such vessels are available at fair and reasonable rates for United States-flag commercial vessels. 46 CFR 381.7.

2. To furnish within 20 days following the date of loading for shipments originating within the United States or within 30 working days following the date of loading for shipments originating outside the United States, a legible copy of a rated, 'on-board' commercial ocean bill-of-lading in English for each shipment of cargo described in paragraph (b)(1) of this section to both the Contracting Officer (through the prime contractor in the case of subcontractor bills-of-lading) and to the Office of Cargo and Commercial Sealift (MAR-620), Maritime Administration, Washington, DC 20590. (MARAD requires copies of the ocean carrier's (master) bills of lading, certified onboard, dated, with rates and charges. These bills of lading may contain business sensitive information and therefore may be submitted directly to MARAD by the Ocean Transportation Intermediary on behalf of the contractor). 46 CFR 381.7.

**ATTACHMENT A - EMPLOYMENT AND MATERIALS  
PREFERENCE FOR APPALACHIAN DEVELOPMENT HIGHWAY  
SYSTEM OR APPALACHIAN LOCAL ACCESS**

**ROAD CONTRACTS** (23 CFR 633, Subpart B, Appendix B)  
This provision is applicable to all Federal-aid projects funded under the Appalachian Regional Development Act of 1965.

1. During the performance of this contract, the contractor undertaking to do work which is, or reasonably may be, done as on-site work, shall give preference to qualified persons who regularly reside in the labor area as designated by the DOL wherein the contract work is situated, or the subregion, or the Appalachian counties of the State wherein the contract work is situated, except:

a. To the extent that qualified persons regularly residing in the area are not available.

b. For the reasonable needs of the contractor to employ supervisory or specially experienced personnel necessary to assure an efficient execution of the contract work.

c. For the obligation of the contractor to offer employment to present or former employees as the result of a lawful collective bargaining contract, provided that the number of nonresident persons employed under this subparagraph (1c) shall not exceed 20 percent of the total number of employees employed by the contractor on the contract work, except as provided in subparagraph (4) below.

2. The contractor shall place a job order with the State Employment Service indicating (a) the classifications of the laborers, mechanics and other employees required to perform the contract work, (b) the number of employees required in each classification, (c) the date on which the participant estimates such employees will be required, and (d) any other pertinent information required by the State Employment Service to complete the job order form. The job order may be placed with the State Employment Service in writing or by telephone. If during the course of the contract work, the information submitted by the contractor in the original job order is substantially modified, the participant shall promptly notify the State Employment Service.

3. The contractor shall give full consideration to all qualified job applicants referred to him by the State Employment Service. The contractor is not required to grant employment to any job applicants who, in his opinion, are not qualified to perform the classification of work required.

4. If, within one week following the placing of a job order by the contractor with the State Employment Service, the State Employment Service is unable to refer any qualified job applicants to the contractor, or less than the number requested, the State Employment Service will forward a certificate to the contractor indicating the unavailability of applicants. Such certificate shall be made a part of the contractor's permanent project records. Upon receipt of this certificate, the contractor may employ persons who do not normally reside in the labor area to fill positions covered by the certificate, notwithstanding the provisions of subparagraph (1c) above.

5. The provisions of 23 CFR 633.207(e) allow the contracting agency to provide a contractual preference for the use of mineral resource materials native to the Appalachian region.

6. The contractor shall include the provisions of Sections 1 through 4 of this Attachment A in every subcontract for work which is, or reasonably may be, done as on-site work.