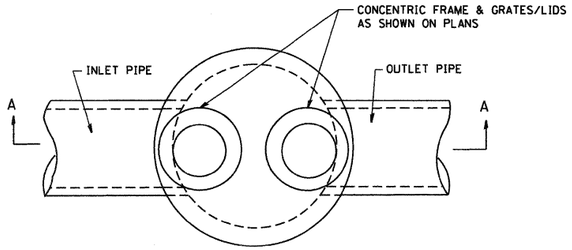


PLAN

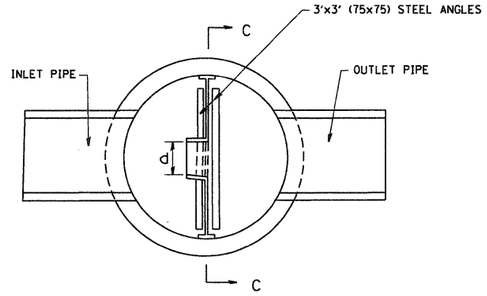


SECTION B-B

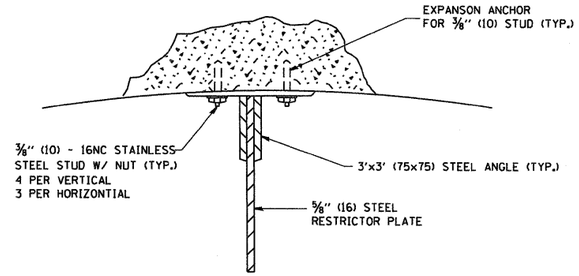


ANGLE FASTENER DETAIL

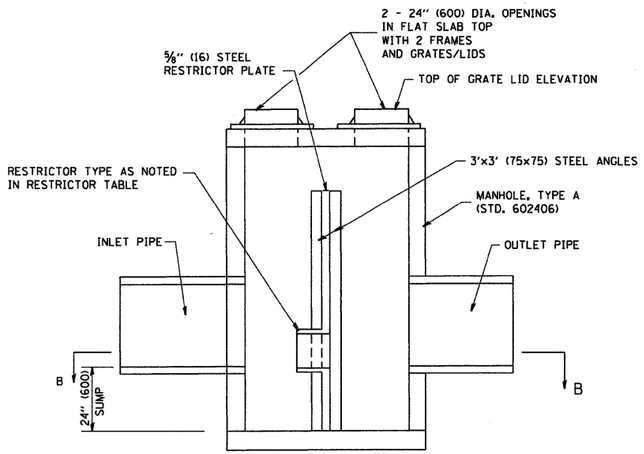


SECTION A-A

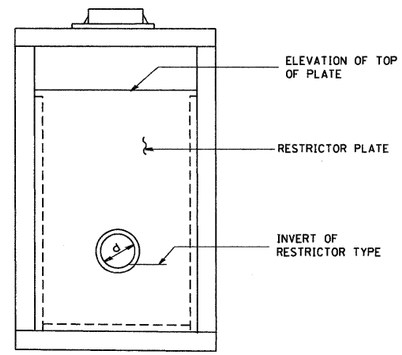


SECTION C-C

NOTES:

1. ALL STEEL ANGLES AND PLATES TO BE GALVANIZED AFTER FABRICATION.
2. ALL RESTRICTOR PLATES, ANGLES AND HARDWARE TO BE INCLUDED IN THE COST OF THE MANHOLE.
3. BASIS OF PAYMENT: "MANHOLES ,TYPE A, 6 FT. (1.8 m)-DIAMETER, TYPE 1 FRAME, CLOSED LID, RESTRICTOR PLATE" EACH

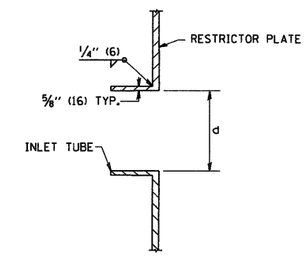


INLET TUBE DETAIL

| STATION | MANHOLE DIAMETER | FRAME AND GRATE | RESTRICTOR TYPE | INSIDE RESTRICTOR TYPE DIAMETER in. (mm) (d) | INVERT OF RESTRICTOR TYPE | ELEVATION OF TOP OF PLATE OVERFLOW |
|---|---|---|---|---|---|---|
| | | | | | | |
| | | | | | | |
| | | | | | | |
| | | | | | | |
| | | | | | | |
| | | | | | | |
| | | | | | | |
| | | | | | | |
| | | | | | | |
| | | | | | | |
| | | | | | | |

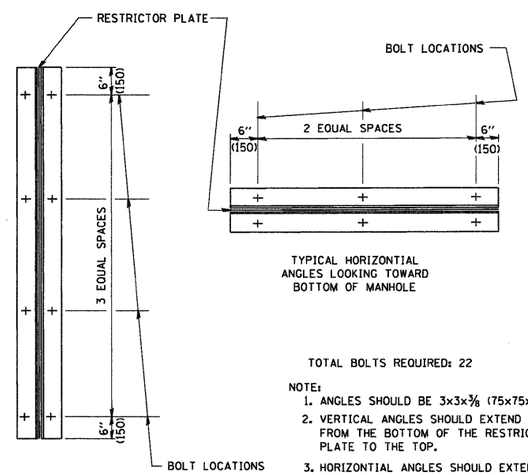


TYPICAL VERTICAL ANGLES
LOOKING TOWARD MANHOLE WALL

TYPICAL HORIZONTIAL
ANGLES LOOKING TOWARD
BOTTOM OF MANHOLE

TOTAL BOLTS REQUIRED: 22

NOTE:

1. ANGLES SHOULD BE 3x3x3/8 (75x75x75)
2. VERTICAL ANGLES SHOULD EXTEND FROM THE BOTTOM OF THE RESTRICTOR PLATE TO THE TOP.
3. HORIZONTIAL ANGLES SHOULD EXTEND FROM VERTICAL ANGLE TO VERTICAL ANGLE.

STEEL ANGLE BOLTING DETAILS

| RESTRICTOR TYPE | | | | | |
|---|---|---|---|---|---|
| 1 | 2 | 3 | 4 | 5 | 6 |
| RE-ENTRANT TUBE | SHARP EDGED | SQUARE EDGED | RE-ENTRANT TUBE | SQUARE EDGED | ROUNDED |
| 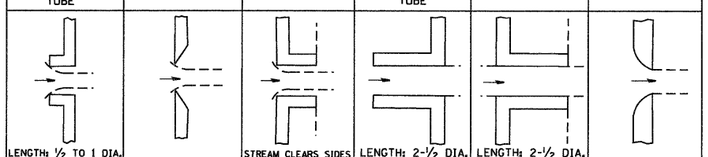 | | | | | |
| LENGTH: 1/2 TO 1 DIA. | | STREAM CLEARS SIDES | LENGTH: 2-1/2 DIA. | LENGTH: 2-1/2 DIA. | |
| C=.52 | C=.61 | C=.61 | C=.73 | C=.82 | C=.98 |

VALUES OF "C" FOR CIRCULAR
AND SQUARE ORIFICES

ALL DIMENSIONS ARE IN INCHES (MILLIMETERS) UNLESS OTHERWISE SHOWN.

| | | | | | | | | | | |
|---|---|---|---|---|---|---|---|---|---|---|
| FILE NAME = W:\diststd\22x34\bd12.dgn | USER NAME = gaglianobt | DESIGNED - R. SHAH | REVISED - R. SHAH 10-25-94 | STATE OF ILLINOIS DEPARTMENT OF TRANSPORTATION | MANHOLE WITH RESTRICTOR PLATE | | | F.A. RTE. | SECTION | COUNTY | TOTAL SHEETS | SHEET NO. |
| | | DRAWN - | REVISED - E. GOMEZ 08-28-00 | | | | | | | | 781 | 644 |
| | PLOT SCALE = 50.000 ' / IN. | CHECKED - | REVISED - M. GOMEZ 01-08-01 | | | | | BD600-04 | (BD-12) | CONTRACT NO. | | |
| | PLOT DATE = 1/4/2008 | DATE - 09-09-94 | REVISED - | | SCALE: NONE | SHEET NO. 1 OF 1 SHEETS | STA. TO STA. | FED. ROAD DIST. NO. 1 | ILLINOIS | FED. AID PROJECT | | |