*NOTE: FOR QUANTITY CALCULATIONS, AGGREGATE SHOULDER LENGTHS WERE CONTINUED THROUGH ENTRANCES AND SIDE ROADS. THE CALCULATED QUANTITY THROUGH THE ENTRANCE OR SIDE ROAD SHALL BE PLACED AROUND THE EDGES OF THE ENTRANCE OR SIDE ROAD AS SHOWN.

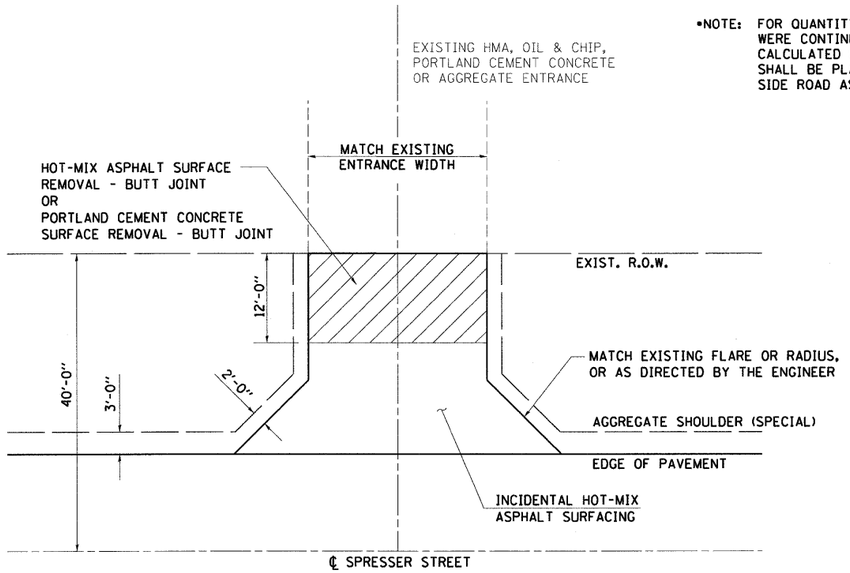

COMMERCIAL AND PRIVATE ENTRANCE DETAIL

SEE PLANS FOR LOCATIONS AND SURFACE TYPES

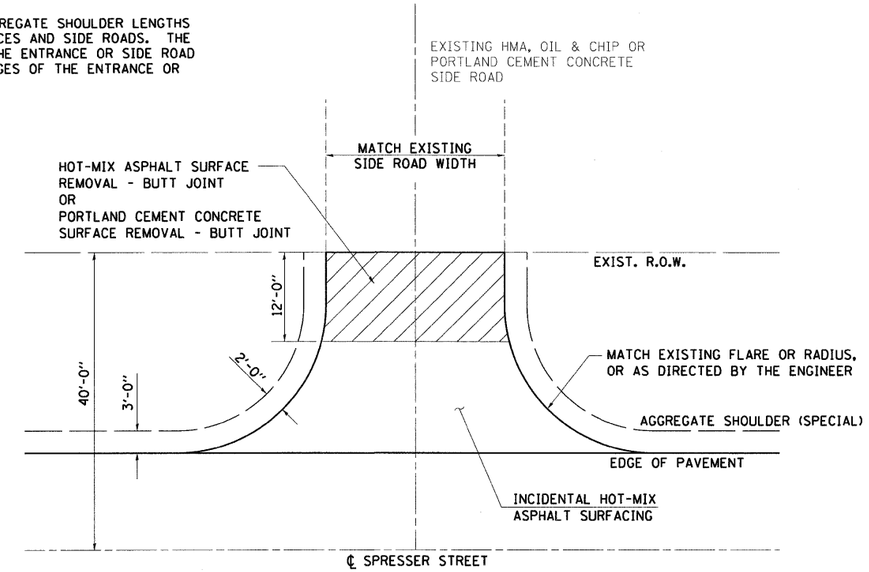

SIDE ROAD DETAIL

SEE PLANS FOR LOCATIONS AND SURFACE TYPES

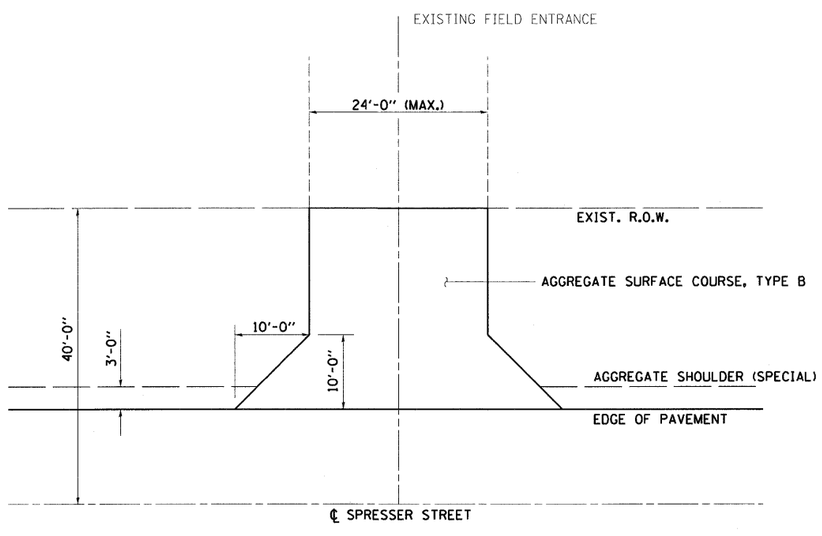

FIELD ENTRANCE DETAIL

SEE PLANS FOR LOCATIONS

GREENE & BRADFORD, INC.
(F-90-00-01)
CONSULTING ENGINEERS
PROFESSIONAL DESIGN FIRM
1504 SPRINGFIELD AVENUE
CHARLESTON, ILLINOIS 61920
(217) 345-6151 FAX (217) 345-6154 E-MAIL: GB@GBENGINEERS.COM

FILE NAME = J:\09022.07\CADD\CADsheets\0900207-sht-details.dgn	USER NAME = franky	DESIGNED - WCB	REVISED -	CITY OF TAYLORVILLE SPRESSER STREET IMPROVEMENTS	DETAILS		F.A.U RTE.	SECTION	COUNTY	TOTAL SHEETS / SHEET NO.
	PLOT SCALE = 50.0000 ' / in.	CHECKED - WCB	REVISED -				7877	09-00060-00-RS	CHRISTIAN	14 / 5
G&B PROJECT: 09002.07	PLOT DATE = 11/19/2009	DATE - 9/24/09	REVISED -		SCALE:	SHEET NO. 1 OF 1 SHEETS / STA. TO STA.	FED. ROAD DIST. NO.	ILLINOIS	FED. AID PROJECT ARA-M-5067(017)	CONTRACT NO. 93512

PLOT DRIVER = V8i_TDS700_PS_LOCAL_IDOT.pltcfg