EMERGENCY VEHICLE PREEMPTION SEQUENCE

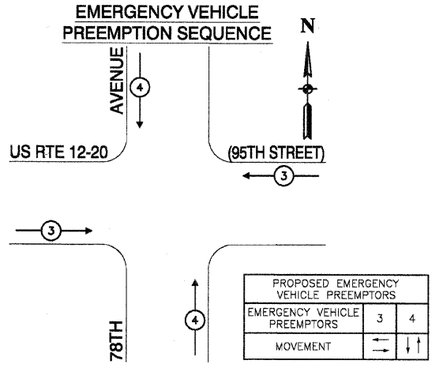

PROPOSED EMERGENCY VEHICLE PREEMPTORS		
EMERGENCY VEHICLE PREEMPTORS	3	4
MOVEMENT	⇄	↓↑

LEGEND

- DUAL ENTRY PHASE
- SINGLE ENTRY PHASE
- OL — OVERLAP
- PEDESTRIAN PHASE
- * NUMBER REFERS TO ASSOCIATED PHASE

CONTROLLER SEQUENCE

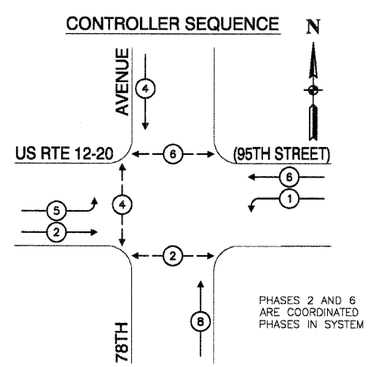

PHASES 2 AND 6 ARE COORDINATED PHASES IN SYSTEM

LEGEND

- DUAL ENTRY PHASE
- SINGLE ENTRY PHASE
- OL — OVERLAP
- PEDESTRIAN PHASE
- * NUMBER REFERS TO ASSOCIATED PHASE

EXISTING PHASE DESIGNATION DIAGRAM

* SCHEDULE OF QUANTITIES

ITEM	UNIT	QUAN
MAINTENANCE OF EXISTING TRAFFIC SIGNAL	EACH	1
MODIFY EXISTING TRAFFIC SIGNAL CONTROL CABINET	EACH	1
ELECTRIC CABLE IN CONDUIT, SIGNAL NO. 14 2C	FOOT	368
ELECTRIC CABLE IN CONDUIT, SIGNAL NO. 14 3C	FOOT	382
PEDESTRIAN PUSH BUTTON	EACH	6
PEDESTRIAN SIGNAL HEAD, LED, 1-FACE, BRACKET MOUNTED WITH COUNTDOWN TIMER	EACH	6
REMOVE EXISTING TRAFFIC SIGNAL EQUIPMENT	EACH	1

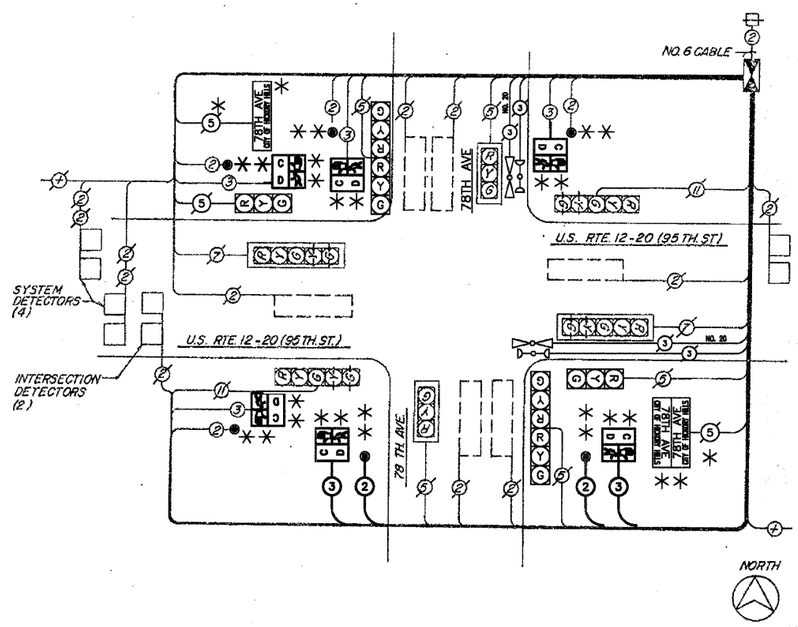

* I.D.O.T. TRAFFIC SIGNAL INSTALLATION ELECTRICAL SERVICE REQUIREMENTS					TOTAL WATTAGE
TYPE	NO. LAMPS	WATTAGE INCAND.	WATTAGE LED	% OPERATION	
SIGNAL (RED)	12	135		0.50	810
SIGNAL (YELLOW)	12	135		0.25	405
SIGNAL (GREEN)	12	135		0.25	405
ARROW	4	135		0.10	54
PEDS	6		25	1.00	150
ILLUMINATED SIGN	2		20	0.50	20
CONTROLLER	1	100		1.00	100
FLASHER					
				TOTAL	1994

~~SCHEDULE OF EXISTING TRAFFIC SIGNAL HEADS~~

2	EACH	SIGNAL HEAD, ALUMINUM, 2-FACE, 3-SECTION WITH 12" R LENSES, BRACKET MOUNTED
2	EACH	SIGNAL HEAD, ALUMINUM, 1-FACE, 3-SECTION WITH 12" RED LENSES, BRACKET MOUNTED
2	EACH	SIGNAL HEAD, ALUMINUM, 1-FACE, 3-SECTION WITH 12" LENSES, MAST ARM MOUNTED
2	EACH	SIGNAL HEAD, ALUMINUM, 1-FACE, 5-SECTION WITH 12" LENSES, MAST ARM MOUNTED
2	EACH	SIGNAL HEAD, ALUMINUM, 2-FACE, 1-3 SECTION WITH 1. RED LENS , AND 1-5 SECTION WITH 12" LENSES, BRACKET MOUNTED
	EACH	PEDESTRIAN SIGNAL HEAD, ALUMINUM, 1-FACE, WITH 1 LENSES, BRACKET MOUNTED

REVISIONS	
NAME	DATE
ADD L.E.D. ILLUMINATED	2/26/09
STREET SIGNS	
UPGRADE PED HEADS	12/14/09
W/COUNTDOWN TIMERS	

HARMON E HICKS & ASS.
9525 SO. 79 TH. AVENUE
HICKORY HILLS, ILLINOIS 60457

Robinson ENGINEERING

FILE NAME = 05409_05-CBLE-01 - P01	USER NAME =	DESIGNED — MRS	REVISED —	STATE OF ILLINOIS DEPARTMENT OF TRANSPORTATION	95TH STREET AND 78TH AVENUE EMERGENCY VEHICLE PREEMPTION, SCHEDULE OF QUANTITIES, CABLE PLAN, AND PHASE DESIGNATION DIAGRAM	F.A.P. RTE.	SECTION	COUNTY	TOTAL SHEETS	SHEET NO.
		CHECKED — TRL	REVISED —			29	09-00056-00-LS	COOK	62	49B
	PLOT SCALE =	DRAWN — PS	REVISED —			CONTRACT NO. 63321				
	PLOT DATE = 10-2-09	CHECKED — AG	REVISED —		SCALE: NONE / SHEET NO. 49B OF 62 SHEETS / STA. / TO STA.	FED. ROAD DIST. NO. 1	ILLINOIS	FED. AID PROJECT ARA-9003(343)		