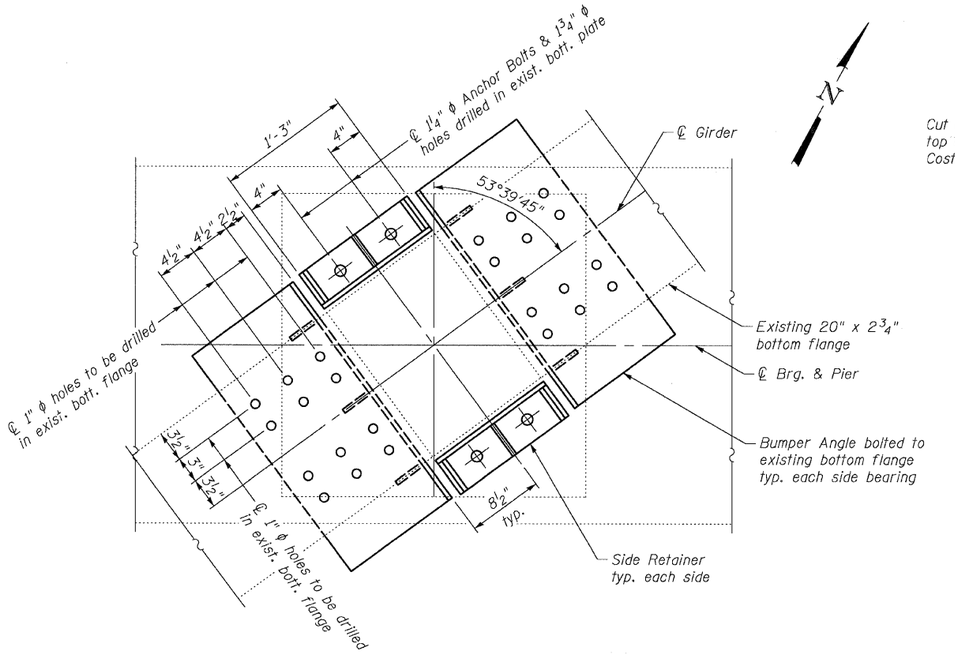

PLAN AT PIER BRG.

Typical each girder

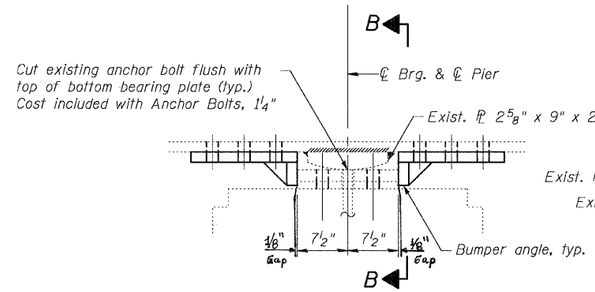

ELEVATION AT PIER

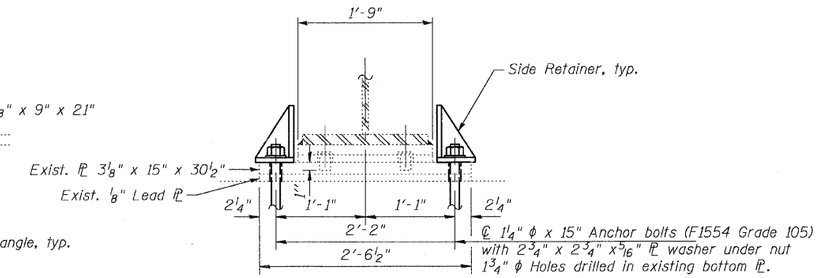

SECTION B-B

FIXED BEARING

Notes:

Drilled anchor bolts shall be installed according to Article 521.06 of the Standard Specifications.

Anchor bolts shall be ASTM F1554 all-thread (or an Engineer-approved alternate material) of the grade(s) and diameter(s) specified. ASTM A307 Grade C anchor bolts may be used in lieu of ASTM F1554 Grade 36 (Fy=36ksi). The corresponding specified grade of AASHTO M314 anchor bolts may be used in lieu of ASTM F1554.

Cost of drilling holes in existing bearing plates shall be included with Anchor Bolts, 1¼"

Cost of drilling holes in bottom flange of existing girder shall be included in Furnishing and Erecting Structural Steel

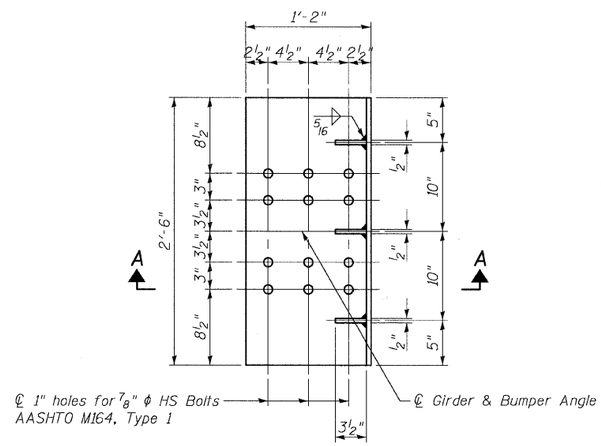

BUMPER ANGLE

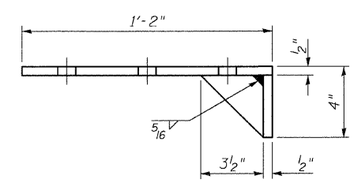

SECTION A-A

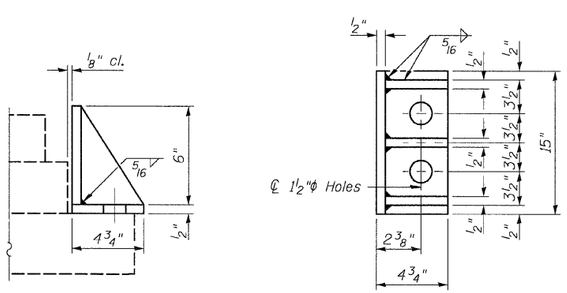

SIDE RETAINER

Equivalent rolled angle with stiffeners will be allowed in lieu of welded plates.

BILL OF MATERIAL

Item	Unit	Total
Furnishing and Erecting Structural Steel	Pound	1412
Anchor Bolts, 1¼"	Each	24

SIDE RETAINER DETAILS
STRUCTURE NO. 060-0211

Coombe-Bloxdorf P.C. -CIVIL ENGINEERS- -STRUCTURAL ENGINEERS- -LAND SURVEYORS- Design Firm License No. 184-002703	PROJECT NO. 05027-13 / SCALE / DATE / / / DESIGN BY / DRAWN BY / CHECKED BY	SHEET NO. 8 / 9 SHEETS	F.A.I RTE.	SECTION	COUNTY	TOTAL SHEETS / SHEET NO.
			70	60-(5,6,7)RS, 60-(6,7)BR	MADISON	185 / 113
					CONTRACT NO. 76C56	
			FED. ROAD DIST. NO.	ILLINOIS	FED. AID PROJECT	

PLOT DATE = 09/14/2009
FILE NAME = ...B060211-008-side-retainer-details.dgn
PLOT SCALE = 00.999986 '' / IN.
USER NAME = CFC.